



US00D510432S

(12) **United States Design Patent**
Bargiel

(10) **Patent No.:** **US D510,432 S**
(45) **Date of Patent:** **** Oct. 4, 2005**

(54) **FAN GRILLE**
(75) **Inventor:** **Michael Bargiel, West Bend, WI (US)**
(73) **Assignee:** **Broan-NuTone LLC, Hartford, WI (US)**
(**) **Term:** **14 Years**
(21) **Appl. No.:** **29/202,712**
(22) **Filed:** **Apr. 2, 2004**
(51) **LOC (8) Cl. 23-04**
(52) **U.S. Cl. D23/412; D23/370**
(58) **Field of Search D23/370, 393; 454/355, 354**

3,665,838 A 5/1972 Shepherd
3,692,977 A 9/1972 Duhamel et al.
3,698,833 A 10/1972 Cann et al.
3,732,030 A 5/1973 Mullings
3,743,439 A 7/1973 Cann
3,785,271 A 1/1974 Joy
3,788,207 A 1/1974 Doherty, II
3,926,537 A 12/1975 Piper
3,952,638 A 4/1976 Felter et al.
4,073,597 A 2/1978 Barnhart et al.
4,115,082 A 9/1978 Newell
4,252,547 A 2/1981 Johnson
4,319,898 A 3/1982 Maierhofer
4,335,647 A 6/1982 Timmons
4,336,749 A 6/1982 Barnhart et al.
4,385,550 A 5/1983 Steiner et al.
4,385,911 A 5/1983 Popeil et al.
4,406,216 A 9/1983 Hott et al.
4,510,851 A 4/1985 Sarnosky et al.

(56) **References Cited**

U.S. PATENT DOCUMENTS

1,532,635 A 4/1925 Osbun
2,182,690 A 12/1939 Cole
2,483,377 A 9/1949 Young
2,668,491 A 2/1954 Gerlitz
2,673,514 A 3/1954 Hanks
2,710,573 A 6/1955 Marker
2,800,069 A 7/1957 Smith
2,875,678 A 3/1959 Shepherd
2,911,900 A 11/1959 Rudy
2,963,956 A 12/1960 Hill
2,987,258 A 6/1961 North
3,002,676 A 10/1961 Papsdorf
3,045,579 A 7/1962 Jenn et al.
3,064,548 A 11/1962 Field
3,068,341 A 12/1962 Ortiz et al.
3,101,662 A 8/1963 Alldritt
3,211,080 A 10/1965 Rader
3,212,425 A 10/1965 Hazen et al.
3,326,112 A 6/1967 Sadlow et al.
3,332,334 A 7/1967 Melzer
3,347,025 A 10/1967 Wiley
3,438,180 A 4/1969 Klouda
3,572,234 A 3/1971 Schoenthaler
3,577,710 A 5/1971 Feldman
3,606,593 A 9/1971 Steiner
3,636,306 A 1/1972 Bumpus

(Continued)

Primary Examiner—Lisa Lichtenstein
(74) *Attorney, Agent, or Firm*—Michael Best & Friedrich LLP

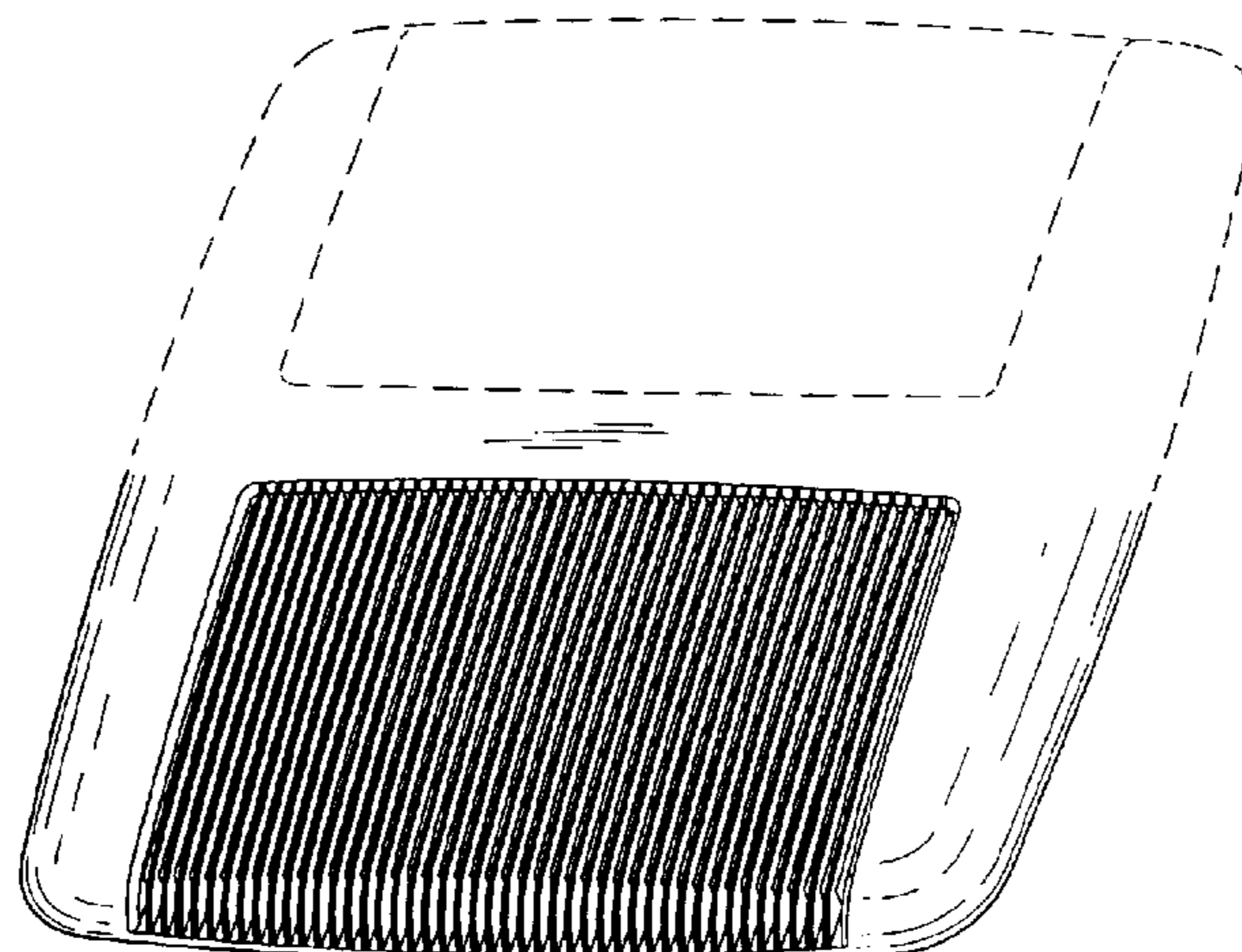
(57) **CLAIM**

The ornamental design for a fan grille, as shown and described.

DESCRIPTION

FIG. 1 is a perspective view of a fan grille constructed in accordance with an embodiment of the present invention; FIG. 2 is a top view the fan grille shown in FIG. 1; FIG. 3 is a front view of the fan grille shown in FIGS. 1 and 2; FIG. 4 is a side view of the fan grille shown in FIGS. 1–3; and, FIG. 5 is an opposite side view of the fan grille shown in FIGS. 1–4. The broken line showing of environmental structure is for illustrative purposes only and forms no part of the claimed design.

1 Claim, 2 Drawing Sheets



US D510,432 S

Page 2

U.S. PATENT DOCUMENTS

4,867,640 A	9/1989	Penlesky et al.			
5,879,232 A	3/1999	Luter, II et al.			
5,918,972 A	7/1999	Van Belle			
D437,405 S	* 2/2001	Schrank	D23/393	* cited by examiner	
					D451,187 S * 11/2001 Webb
					D23/393
					D453,375 S * 2/2002 Peng
					D23/370
					6,488,579 B2 12/2002 Larson et al.

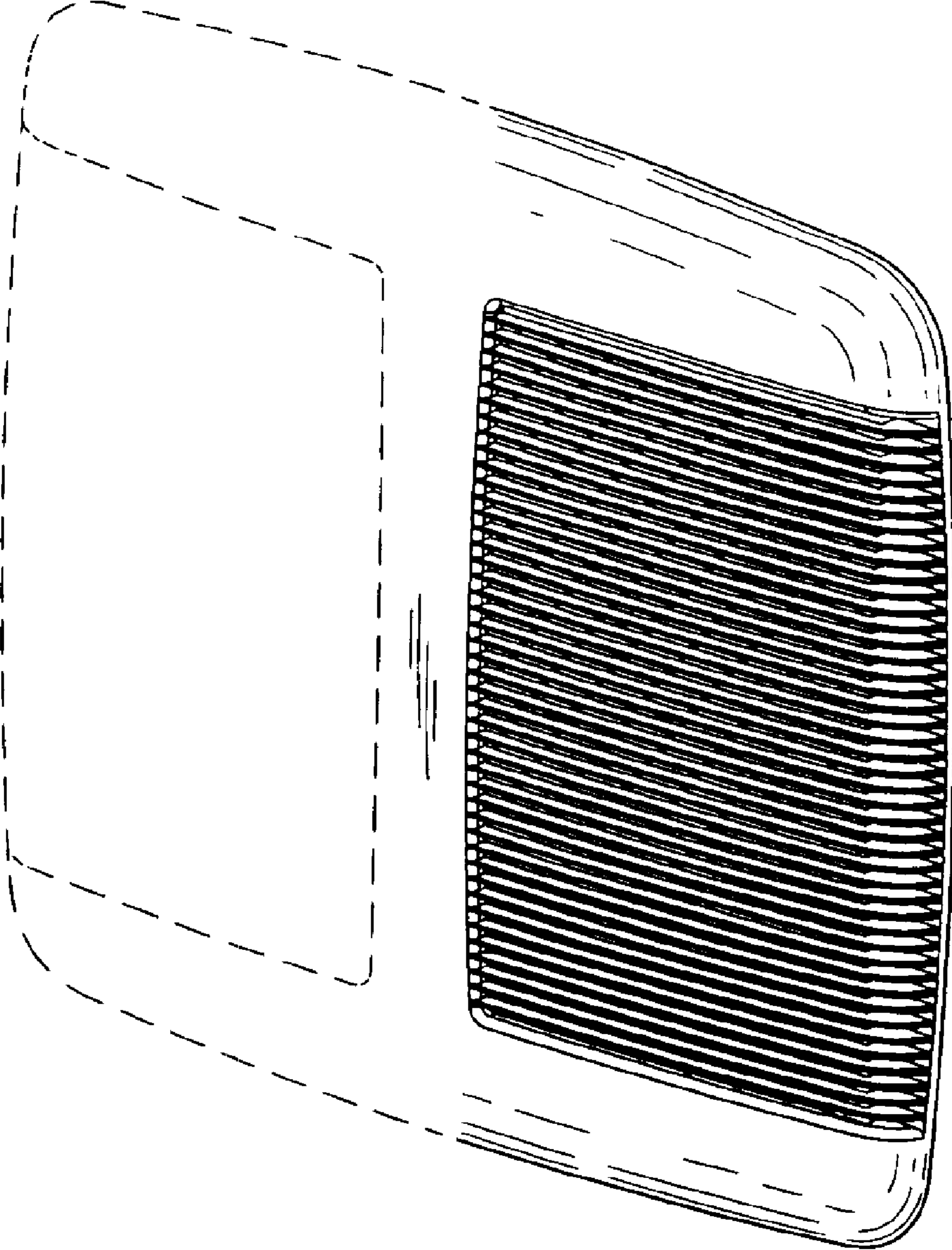


FIG. 1

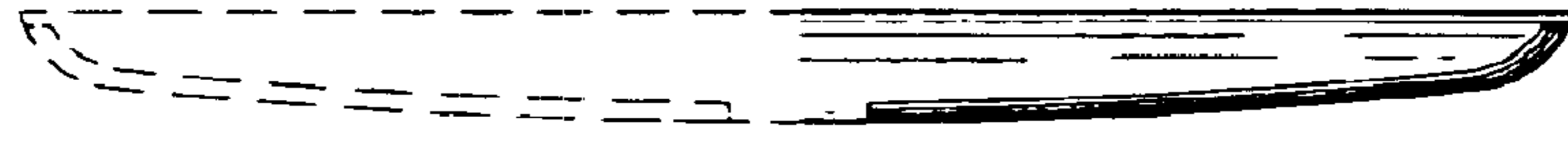


FIG. 4




FIG. 2

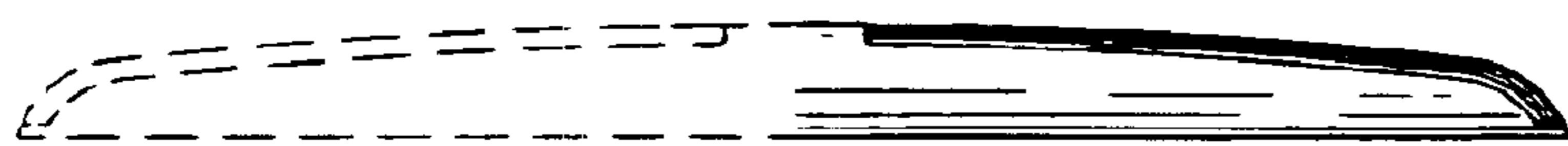


FIG. 5



FIG. 3