



US00D510420S

(12) **United States Design Patent**
Asack et al.

(10) **Patent No.:** **US D510,420 S**
(45) **Date of Patent:** **** Oct. 4, 2005**

(54) **DISPOSABLE TUB LINER WITH MERMAID MOTIFS**

D325,144 S * 4/1992 Mason D6/601
D327,388 S * 6/1992 Phillips D6/588
6,564,397 B1 * 5/2003 Hawley et al. 4/581

(76) Inventors: **Robert M. Asack**, 35 Satucket Ave.,
East Bridgewater, MA (US)
02333-1950; **Denise A. Asack**, 35
Satucket Ave., East Bridgewater, MA
(US) 02333-1950

* cited by examiner

Primary Examiner—Robert A. Delehanty
(74) *Attorney, Agent, or Firm*—Donald R. Schoonover

(**) Term: **14 Years**

(57) **CLAIM**

We claim the ornamental design for a disposable tub liner with mermaid motifs, as shown and described.

(21) Appl. No.: **29/188,861**

DESCRIPTION

(22) Filed: **Aug. 26, 2003**

(51) **LOC (8) Cl.** **23-02**

(52) **U.S. Cl.** **D23/304**; D6/589; D5/27

(58) **Field of Search** D23/278, 303–304;
D5/27; 4/571.1, 572.1, 573.1, 575.1, 580–583,
586–587, 654–655, 659–660, DIG. 18;
D6/588–589, 599, 591, 601

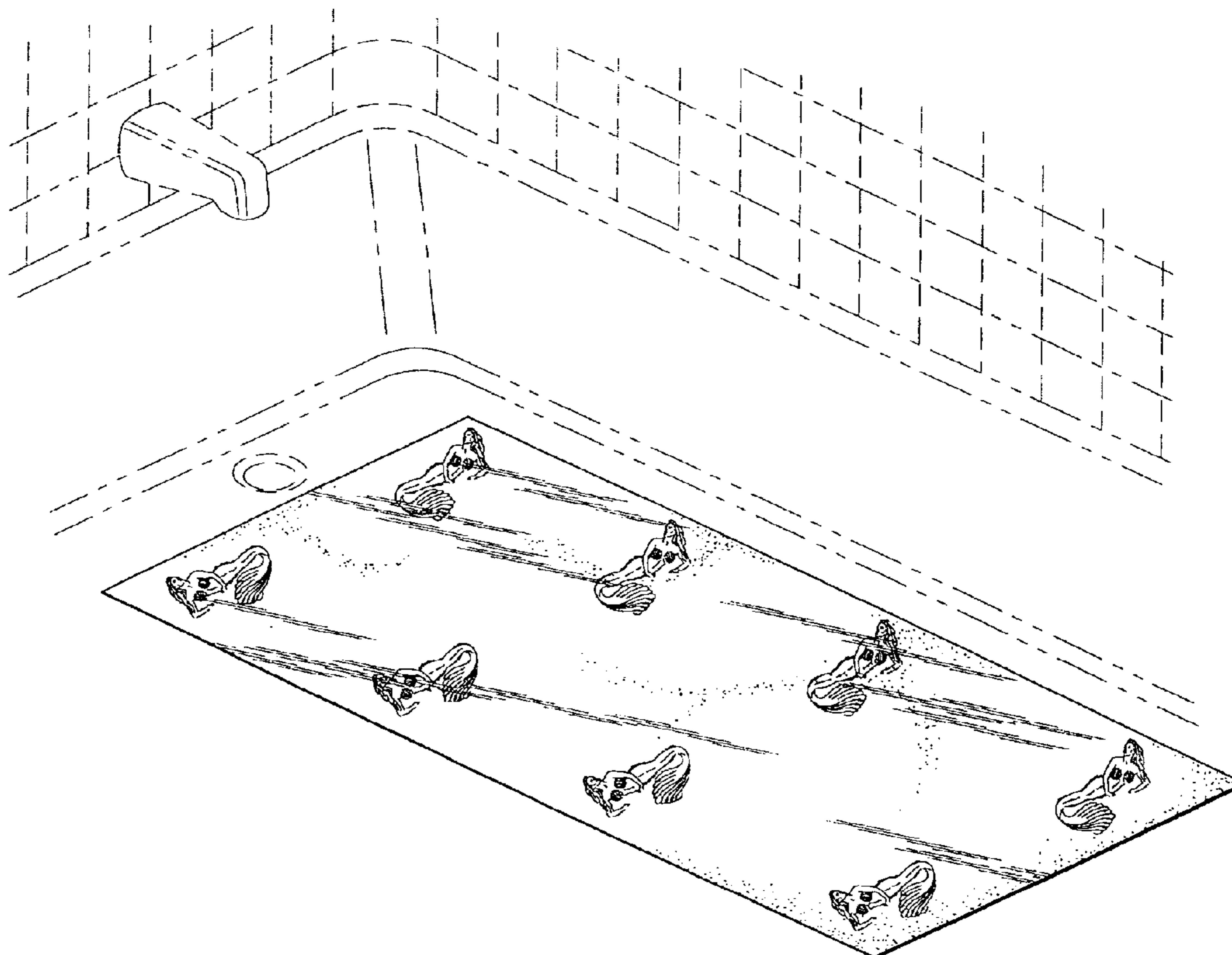
FIG. 1 is a perspective view of a disposable tub liner with mermaid motifs showing our new design;
FIG. 2 is an end elevational view thereof, the elevational view of the opposing end being identical thereto;
FIG. 3 is a top plan view thereof, the bottom plan view being identical thereto;
FIG. 4 is a side elevational view thereof, the elevational view of the opposing side being identical thereto; and,
FIG. 5 is a reduced perspective view showing the disposable tub liner with mermaid motifs in use; the broken lines depict environmental structure for illustrative purposes only and form no part of the claimed design.

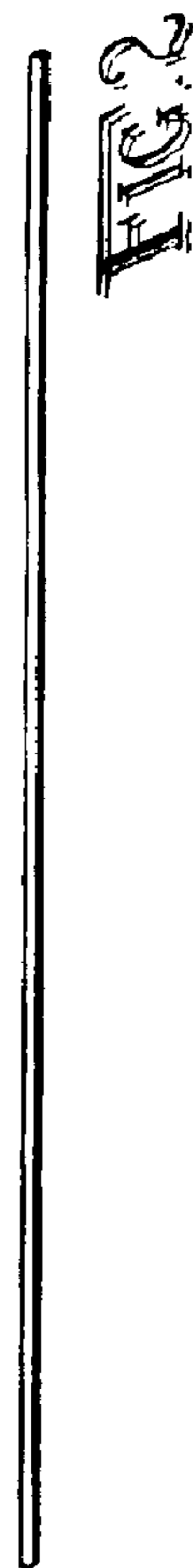
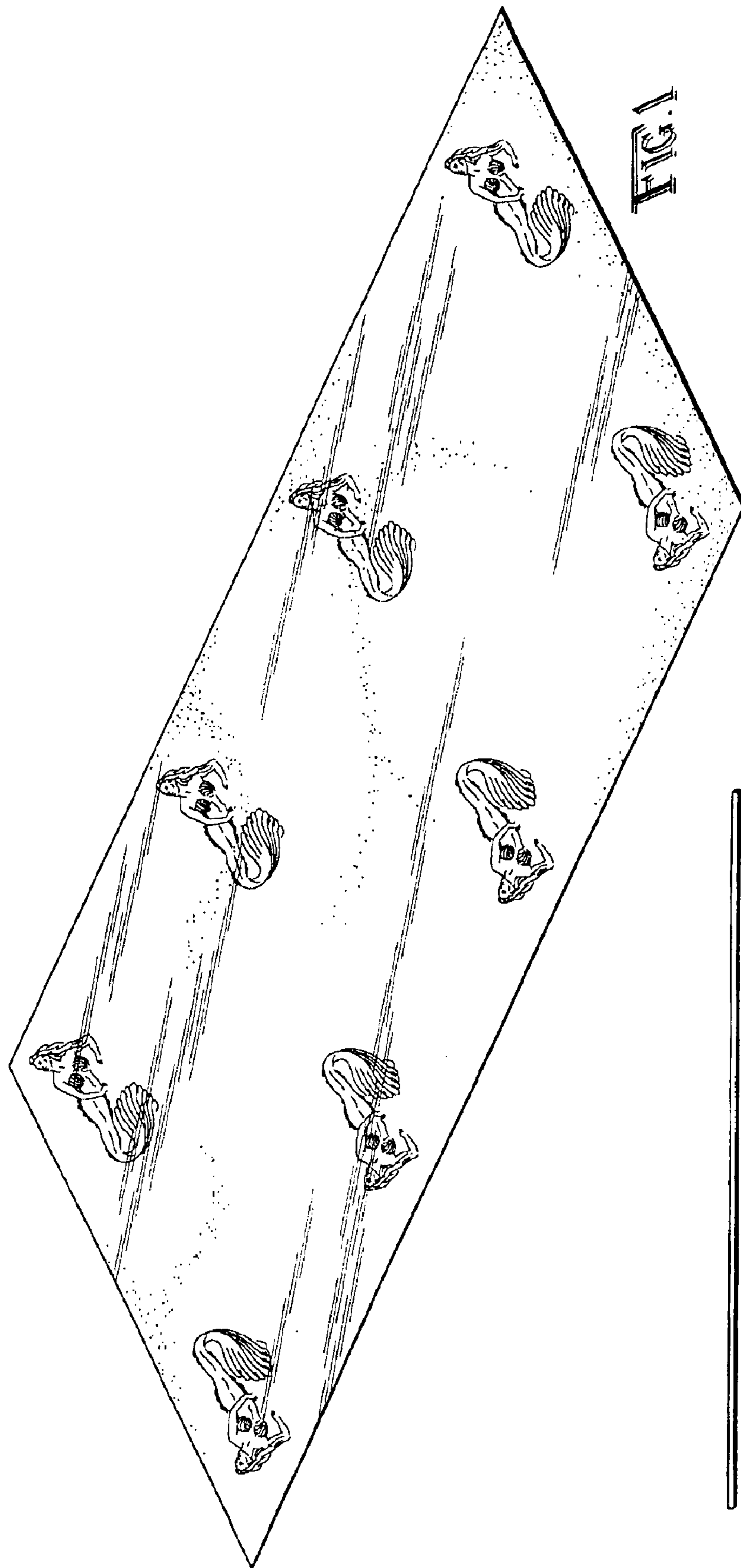
(56) **References Cited**

U.S. PATENT DOCUMENTS

D82,507 S * 11/1930 Kushlin et al. D6/599
D83,257 S * 2/1931 Josephs D5/27
D319,365 S * 8/1991 Edelson D6/601

1 Claim, 3 Drawing Sheets





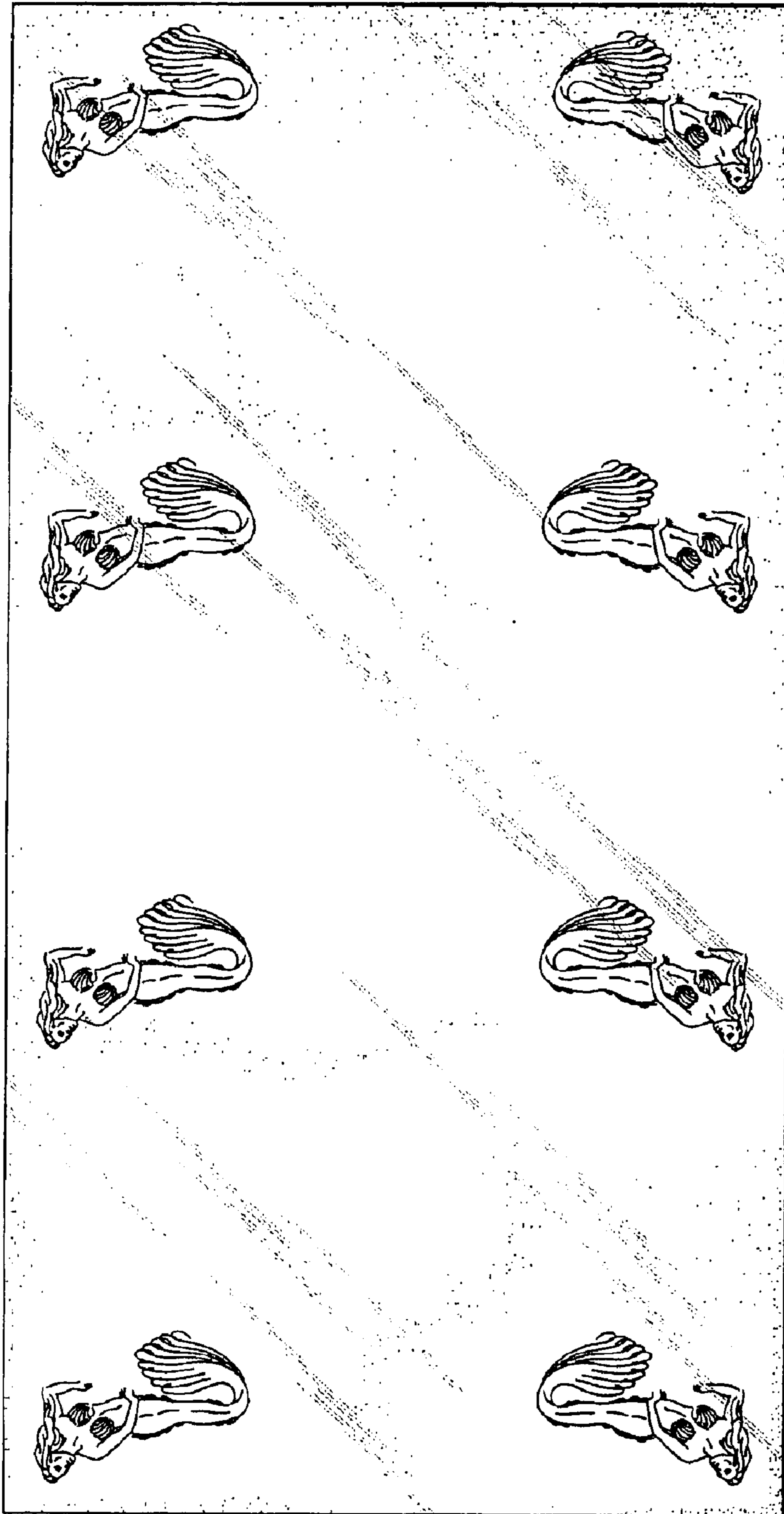


FIG. 3

FIG. 4

