

US00D510416S

(12) **United States Design Patent**
Fritz

(10) **Patent No.:** **US D510,416 S**

(45) **Date of Patent:** **** Oct. 4, 2005**

(54) **FAUCET SPOUT**

D463,533 S * 9/2002 Ko D23/242
D491,642 S * 6/2004 Lin D23/257

(75) **Inventor:** **Seth A. Fritz**, Kendallville, IN (US)

* cited by examiner

(73) **Assignee:** **Masco Corporation of Indiana**,
Indianapolis, IN (US)

Primary Examiner—Louis S. Zarfes

Assistant Examiner—Gregory Andoll

(**) **Term:** **14 Years**

(74) *Attorney, Agent, or Firm*—Kwadjo Adusei-Poku;
Lloyd D. Doigan

(21) **Appl. No.:** **29/191,165**

(57) **CLAIM**

(22) **Filed:** **Oct. 2, 2003**

The ornamental design for a faucet spout, as shown and described.

(51) **LOC (8) Cl.** **23-01**

(52) **U.S. Cl.** **D23/255; D23/238; D23/257**

(58) **Field of Search** **D23/238–257;**
4/675–678; 137/801

DESCRIPTION

FIG. 1 is a front perspective view of a faucet spout showing my new design;

FIG. 2 is a rear perspective view thereof;

FIG. 3 is a left side elevational view thereof;

FIG. 4 is a top plan view thereof;

FIG. 5 is a right side elevational view thereof;

FIG. 6 is a front elevational view thereof; and,

FIG. 7 is a rear elevational view thereof.



The broken lines in the Figures are for illustrative purposes only and form no part of the claimed design.

(56) **References Cited**

U.S. PATENT DOCUMENTS

D293,362 S	*	12/1987	Hill et al.	D23/241
D293,601 S	*	1/1988	Hill et al.	D23/255
D361,370 S	*	8/1995	Fabian	D23/257
D389,898 S	*	1/1998	Delker et al.	D23/255
D418,579 S	*	1/2000	Pitsch et al.	D23/242
D420,102 S	*	2/2000	Warshawsky et al.	D23/241
D421,789 S	*	3/2000	Delker et al.	D23/255

1 Claim, 4 Drawing Sheets



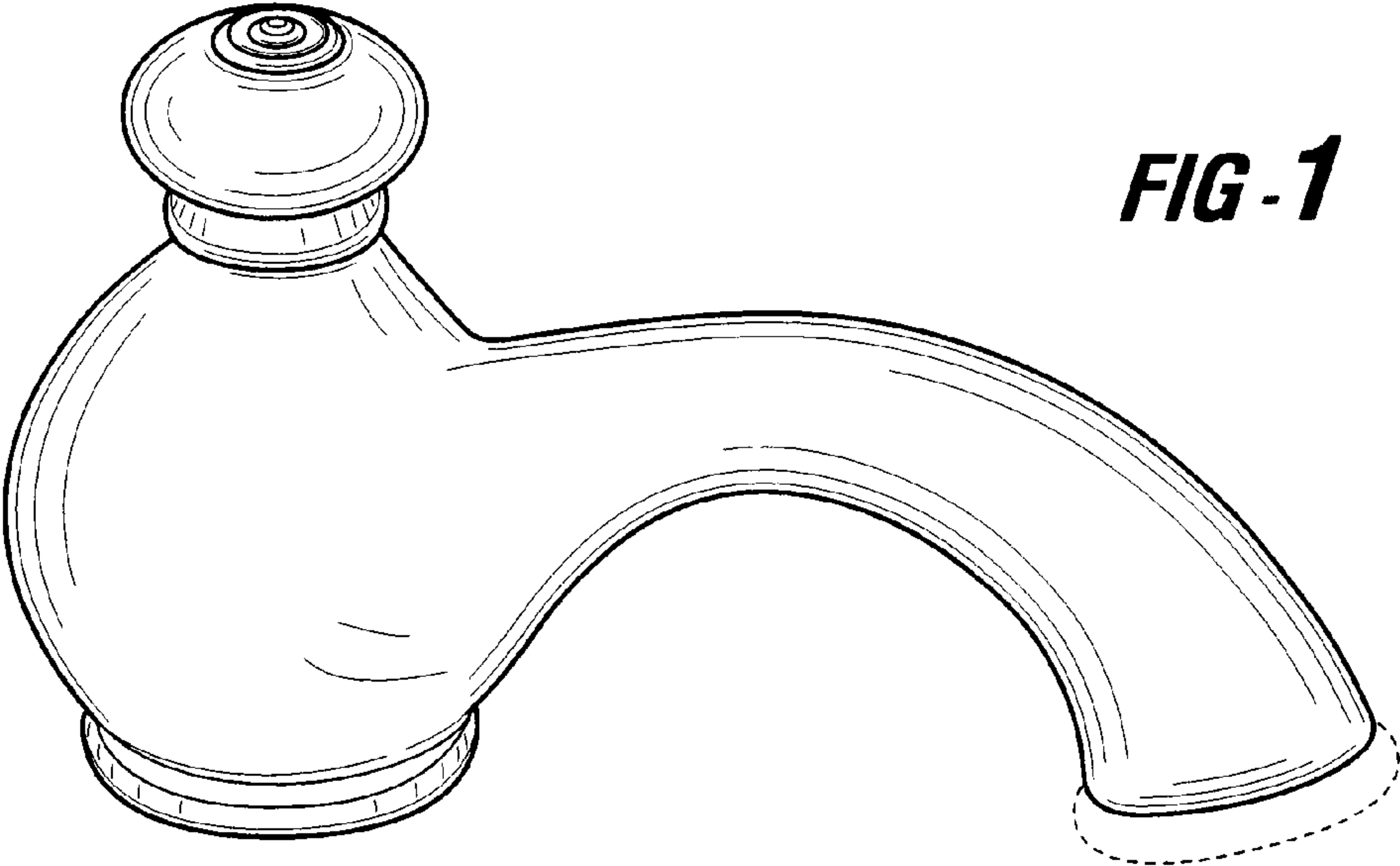


FIG-1

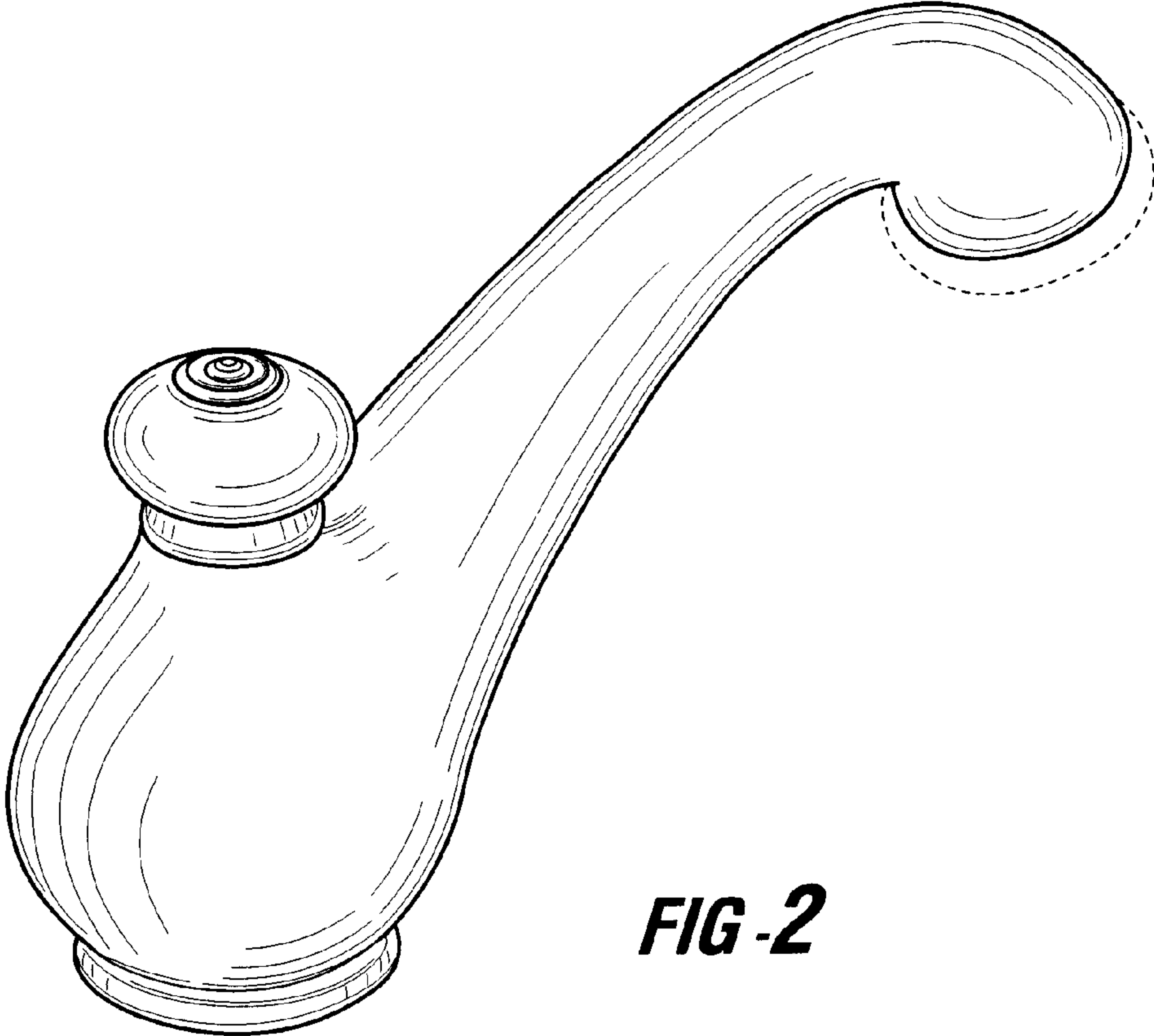


FIG-2

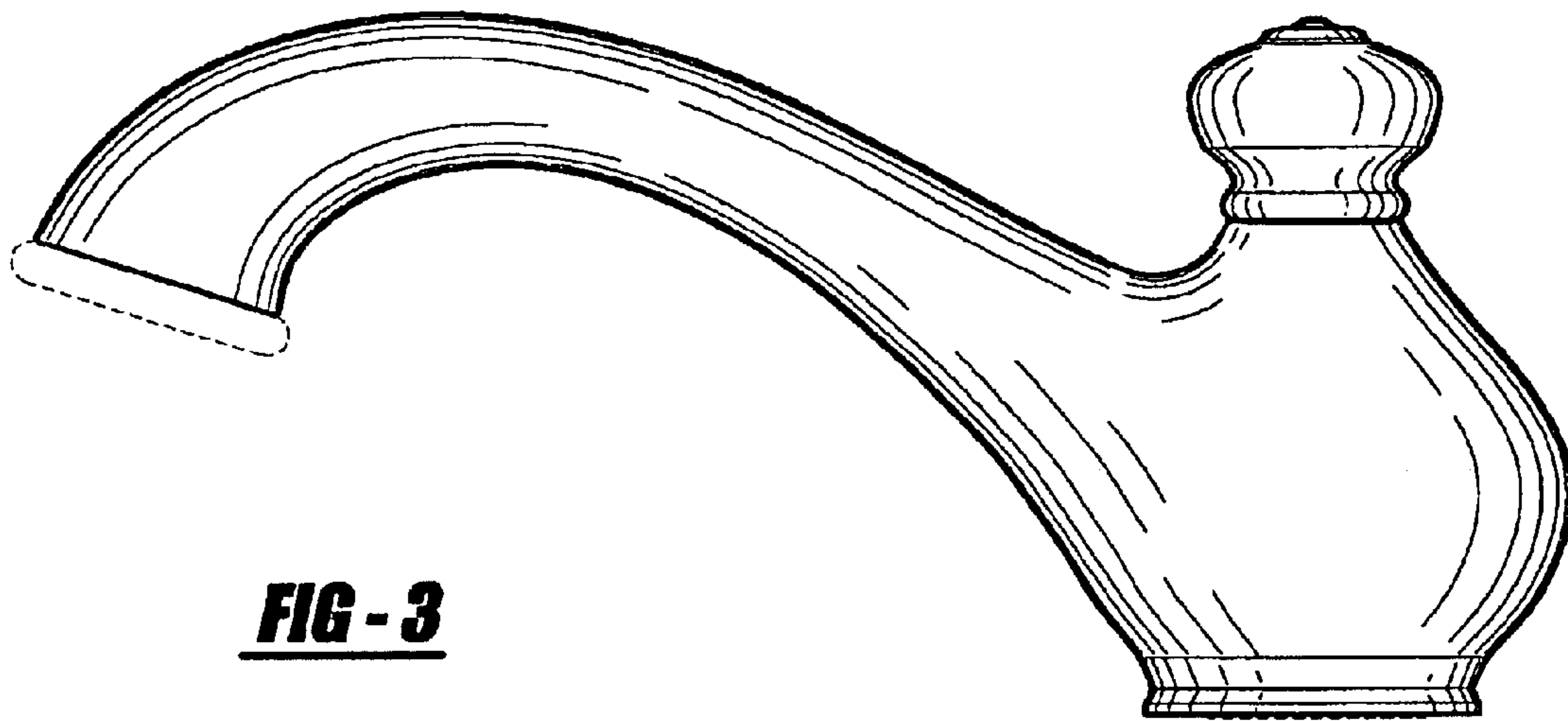


FIG - 3

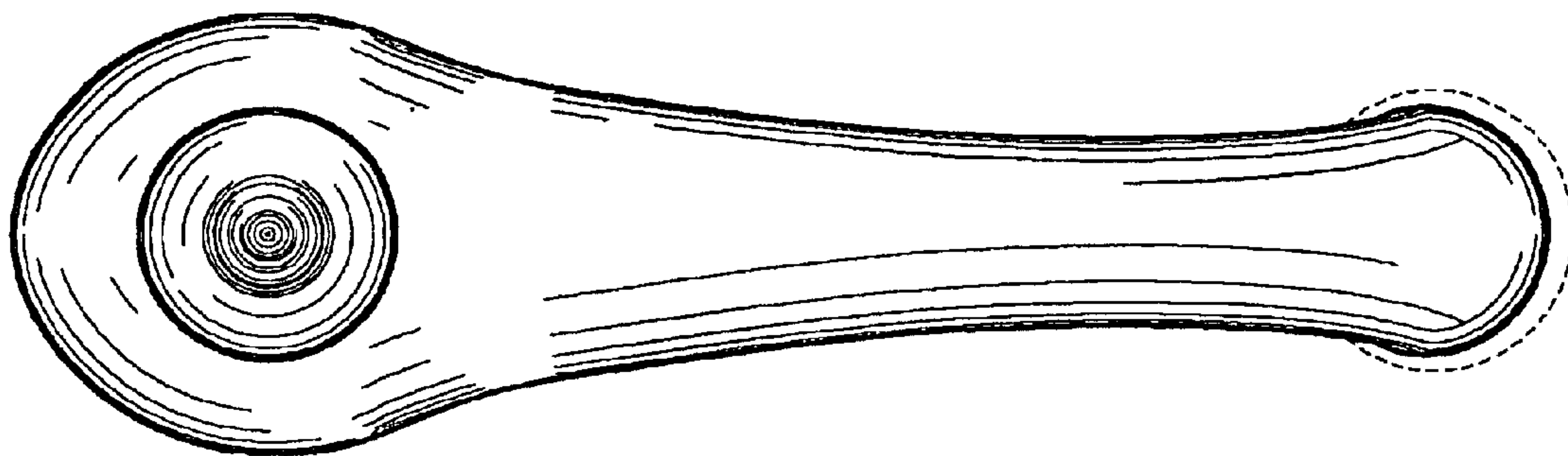


FIG - 4

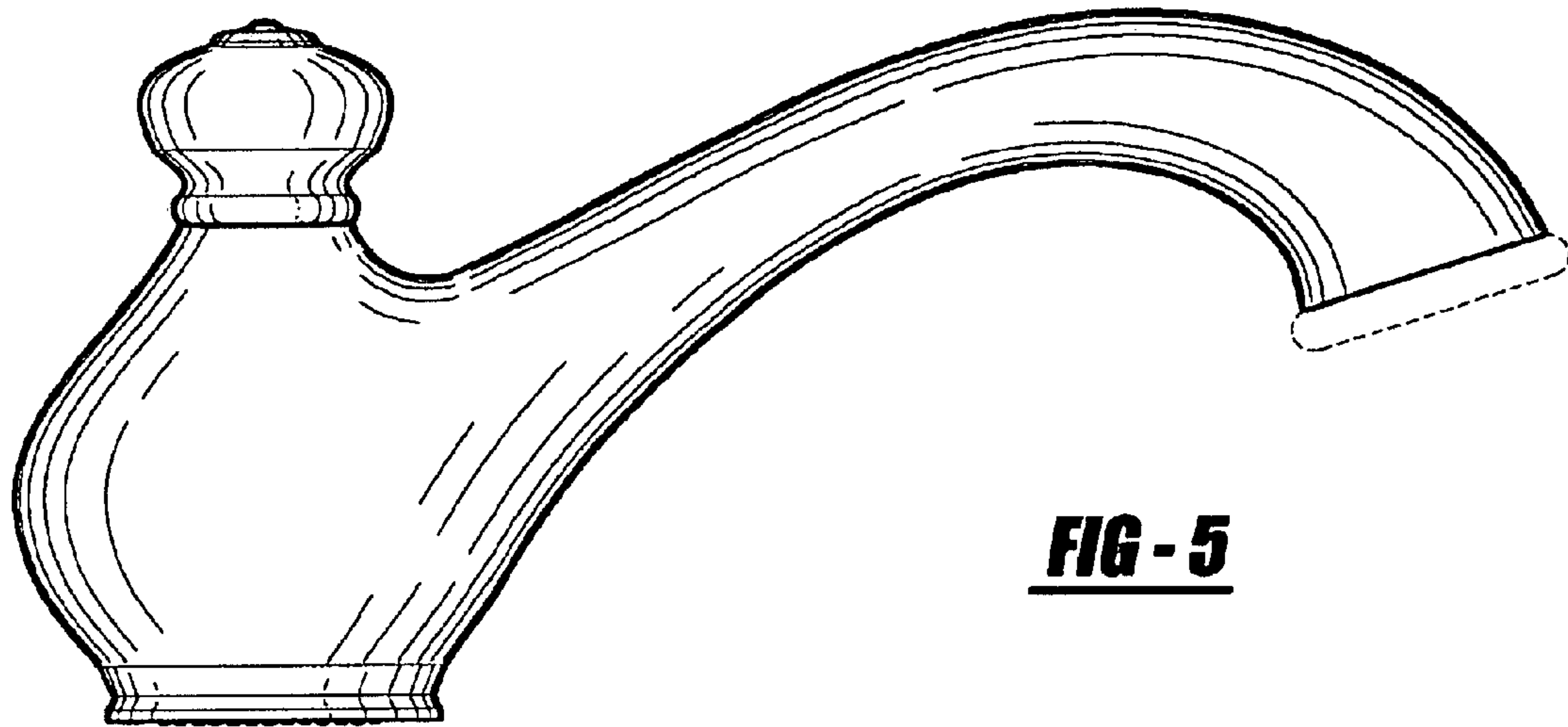


FIG - 5




FIG - 6




FIG - 7