



US00D510383S

(12) **United States Design Patent** (10) **Patent No.:** **US D510,383 S**  
**Potter et al.** (45) **Date of Patent:** **\*\* Oct. 4, 2005**

(54) **TWO-WAY DISC MAILER**

2001/0032872 A1 \* 10/2001 Guest ..... 229/80

(75) Inventors: **Thomas C. Potter**, Oak Hill, VA (US);  
**Christopher M. Stratton**, Springfield,  
VA (US); **Hernan A. Borja**, Merrifield,  
VA (US)

\* cited by examiner

*Primary Examiner*—Joel Sincavage  
*Assistant Examiner*—Elizabeth Albert  
(74) *Attorney, Agent, or Firm*—Finnegan, Henderson,  
Farabow, Garrett & Dunner, L.L.P.

(73) Assignee: **United States Postal Service**,  
Merrifield, VA (US)

(57) **CLAIM**

(\*\*) Term: **14 Years**

The ornamental design for a two-way disc mailer, as shown  
and described.

(21) Appl. No.: **29/191,991**

**DESCRIPTION**

(22) Filed: **Oct. 17, 2003**

(51) **LOC (8) Cl.** ..... **19-01**

(52) **U.S. Cl.** ..... **D19/3**

(58) **Field of Search** ..... D19/1, 2, 3, 4;  
40/124.01, 124, 124.09, 672; 229/72, 92,  
92.1, 300, 301, 303; 281/2, 5, 38, 51; 283/101,  
103, 105, 117; D9/433

FIG. 1 is a perspective view of a two-way disc mailer of our  
new design, where the horizontal, heavy solid interior line is  
a fold line, not surface ornamentation, the stippled, horizontal  
stripes are each a layer of adhesive, the horizontal, dashed  
lines are perforations, and the phantom text forms no part of  
the claimed design;

FIG. 2 is a plan view of FIG. 1 with the two-way disc mailer  
in a flat configuration, where the horizontal, heavy solid line  
is a fold line, not surface ornamentation, the stippled,  
horizontal stripes are each a layer of adhesive, the horizontal,  
dashed interior lines are perforations, and the phantom  
text forms no part of the claimed design;

(56) **References Cited**

**U.S. PATENT DOCUMENTS**

2,723,078	A	*	11/1955	Tilly	.....	229/92.8
3,306,632	A	*	2/1967	Stahmer	.....	462/65
4,008,852	A	*	2/1977	Davis	.....	229/92.3
4,044,942	A	*	8/1977	Sherwood	.....	229/305
4,801,076	A	*	1/1989	Schoenleber et al.	.....	229/92.7
4,807,807	A	*	2/1989	Glick	.....	229/92.8
4,865,247	A	*	9/1989	Grabner	.....	229/92.1
4,971,361	A	*	11/1990	Whiting	.....	281/2
5,292,062	A	*	3/1994	Chess	.....	229/306
5,318,222	A	*	6/1994	Bartlett	.....	229/72
6,152,357	A	*	11/2000	Schnitzer	.....	229/74
6,644,538	B1	*	11/2003	Schnitzer	.....	229/74

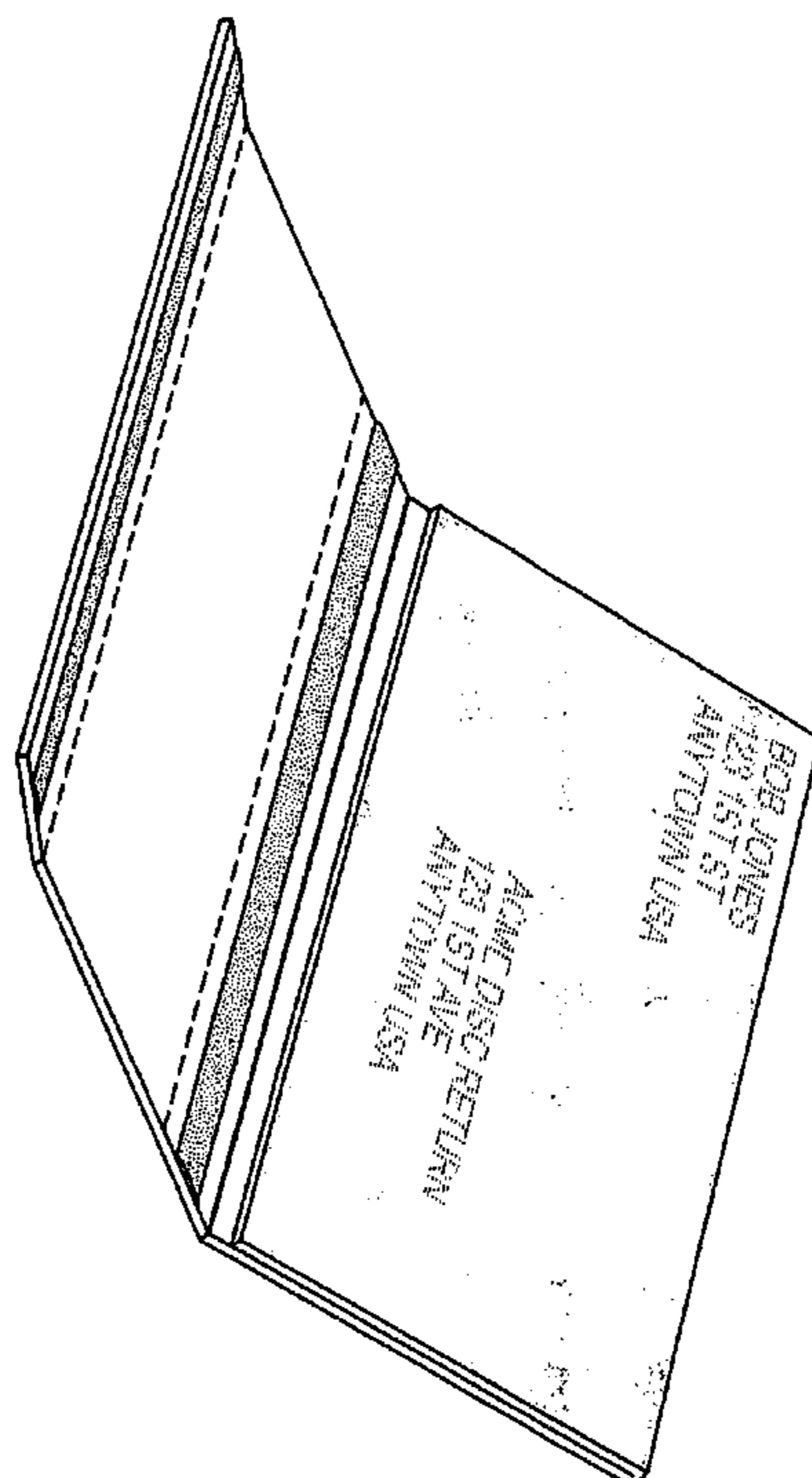
FIG. 3 is a right-side view of FIG. 1 with the two-way disc  
mailer in a flat configuration, the left side view being a  
mirror image thereof;

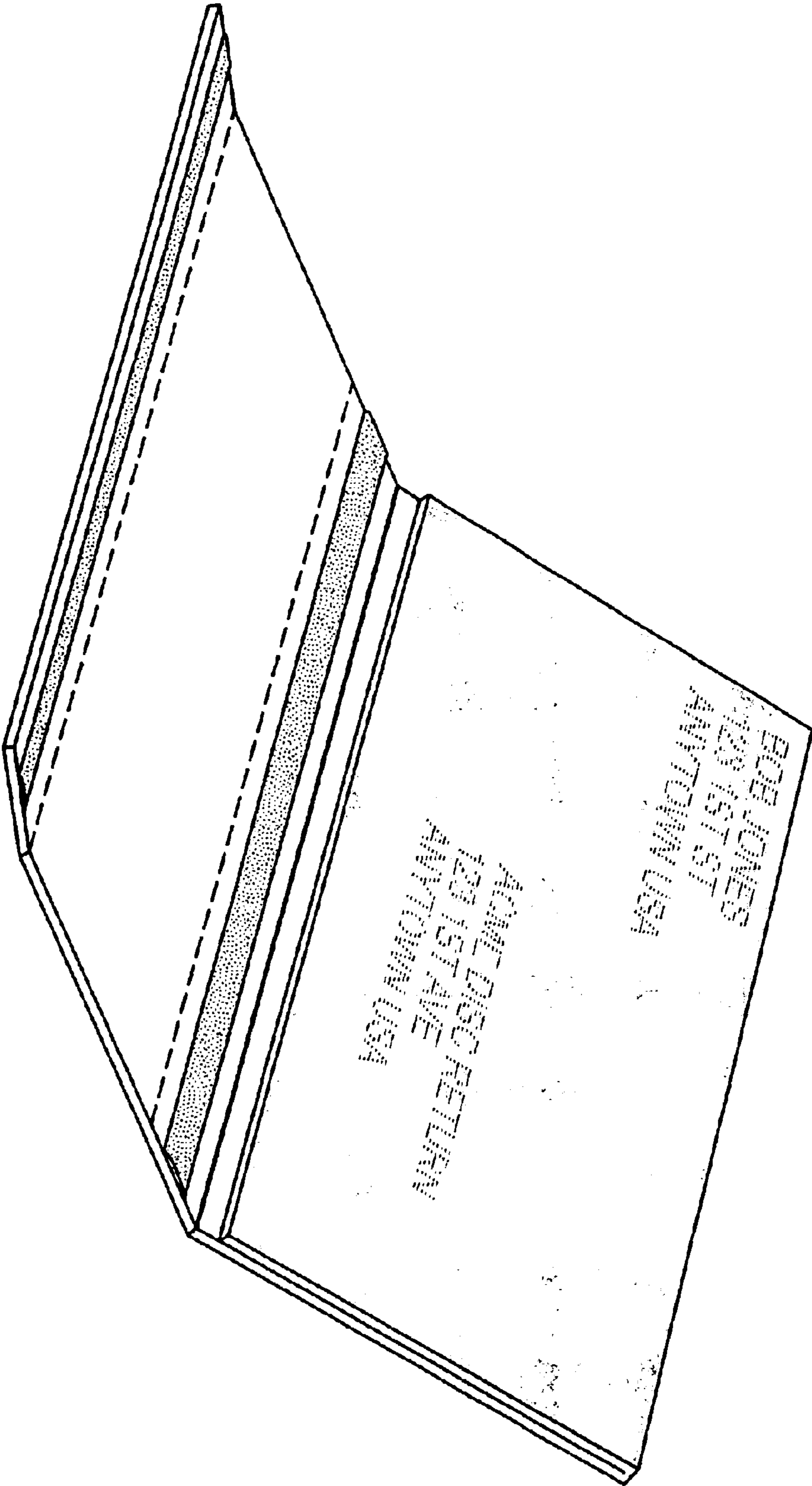
FIG. 4 is a bottom view of FIG. 1 with the two-way disc  
mailer in a flat configuration;

FIG. 5 is a top view of FIG. 1 with the two-way disc mailer  
in a flat configuration; and,

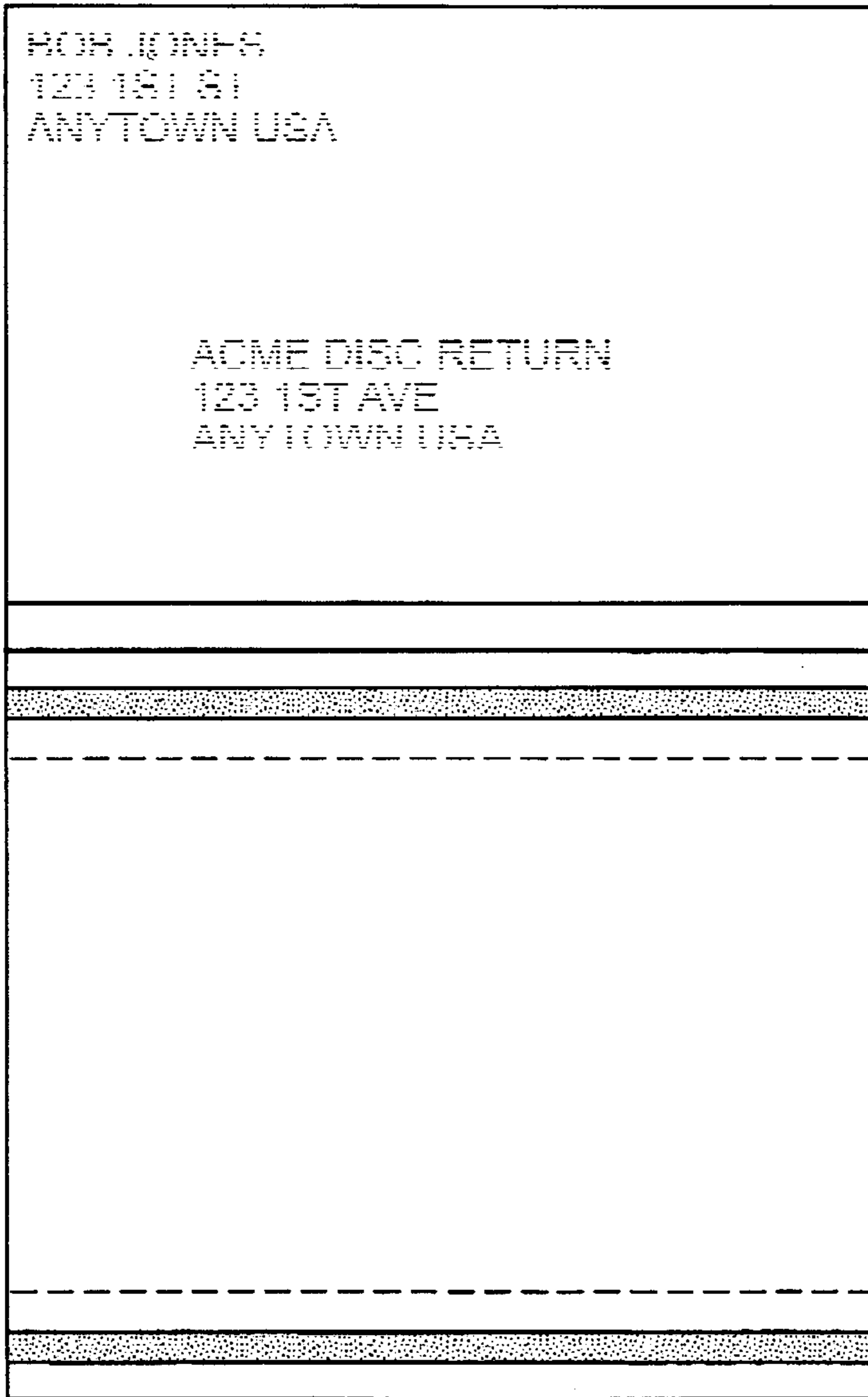
FIG. 6 is a perspective view of the two-way disc mailer of  
FIG. 1 in a fully closed configuration.

**1 Claim, 3 Drawing Sheets**






**FIG. 1**




**FIG. 2**




**FIG. 3**



**FIG. 4**



**FIG. 5**



**FIG. 6**