



US00D510354S

(12) **United States Design Patent**  
**DiMattei**

(10) **Patent No.:** **US D510,354 S**

(45) **Date of Patent:** **\*\* Oct. 4, 2005**

(54) **DESKTOP PERSONAL COMPUTER PANEL**

D380,212 S \* 6/1997 Colby ..... D14/443  
D448,033 S \* 9/2001 Anderson et al. .... D14/441  
D477,323 S \* 7/2003 Skiba ..... D14/443

(75) Inventor: **John J. DiMattei**, Fort Lauderdale, FL  
(US)

\* cited by examiner

(73) Assignee: **Montauk Systems Corporation**, Fort  
Lauderdale, FL (US)

*Primary Examiner*—Freda S. Nunn  
(74) *Attorney, Agent, or Firm*—Laurence A. Greenberg;  
Werner H. Stemer; Ralph E. Locher

(\*\*) Term: **14 Years**

(57) **CLAIM**

(21) Appl. No.: **29/209,689**

The ornamental design for a desktop personal computer panel, as shown and described.

(22) Filed: **Jul. 19, 2004**

(51) **LOC (8) Cl.** ..... **14-02**

**DESCRIPTION**

(52) **U.S. Cl.** ..... **D14/441**

FIG. 1 is an elevational view of a front of a desktop personal computer panel according to the invention;  
FIG. 2 is a top view of the panel of FIG. 1;  
FIG. 3 is a bottom view of the panel of FIG. 1;  
FIG. 4 is a left side view of the panel of FIG. 1; and,  
FIG. 5 is a right view of the panel of FIG. 1.  
The parts shown in phantom only depict environment aspects and do not form a part of the claimed invention.


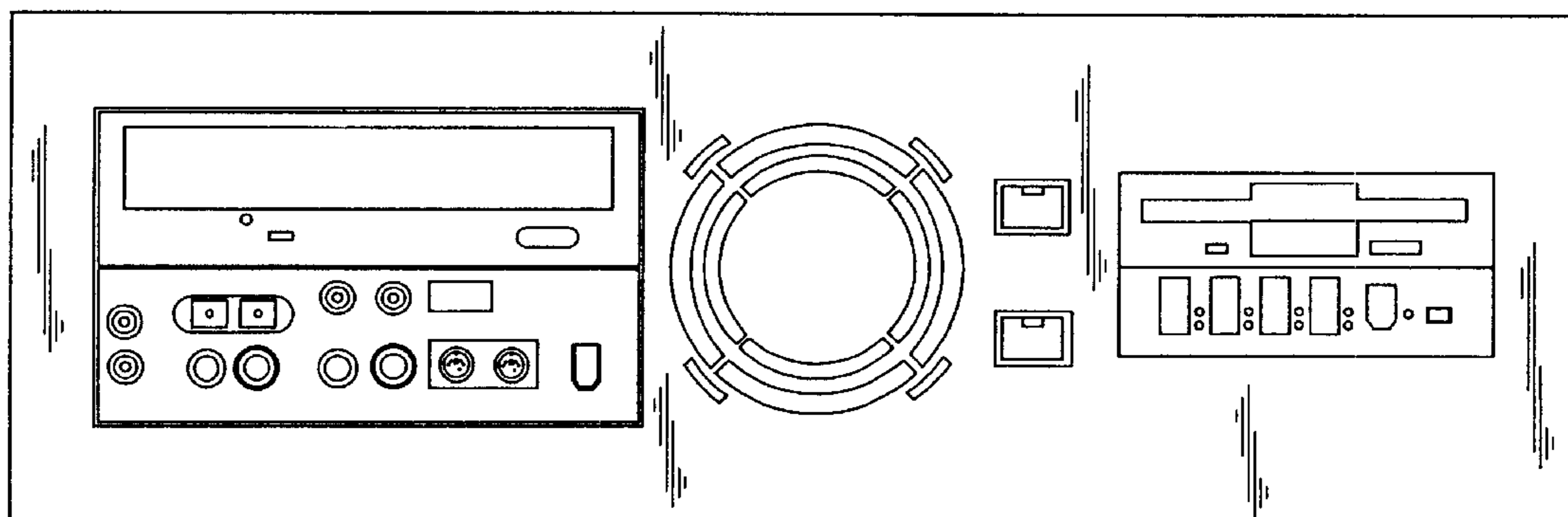
(58) **Field of Search** ..... D14/313, 314,  
D14/365-369, 441-446; D13/162, 184,  
199; 312/223.2; 361/680-686, 690-696;  
369/34.01, 36.01; 360/99.01-99.12

(56) **References Cited**

**U.S. PATENT DOCUMENTS**

D290,707 S \* 7/1987 Allen et al. .... D14/443

**1 Claim, 2 Drawing Sheets**



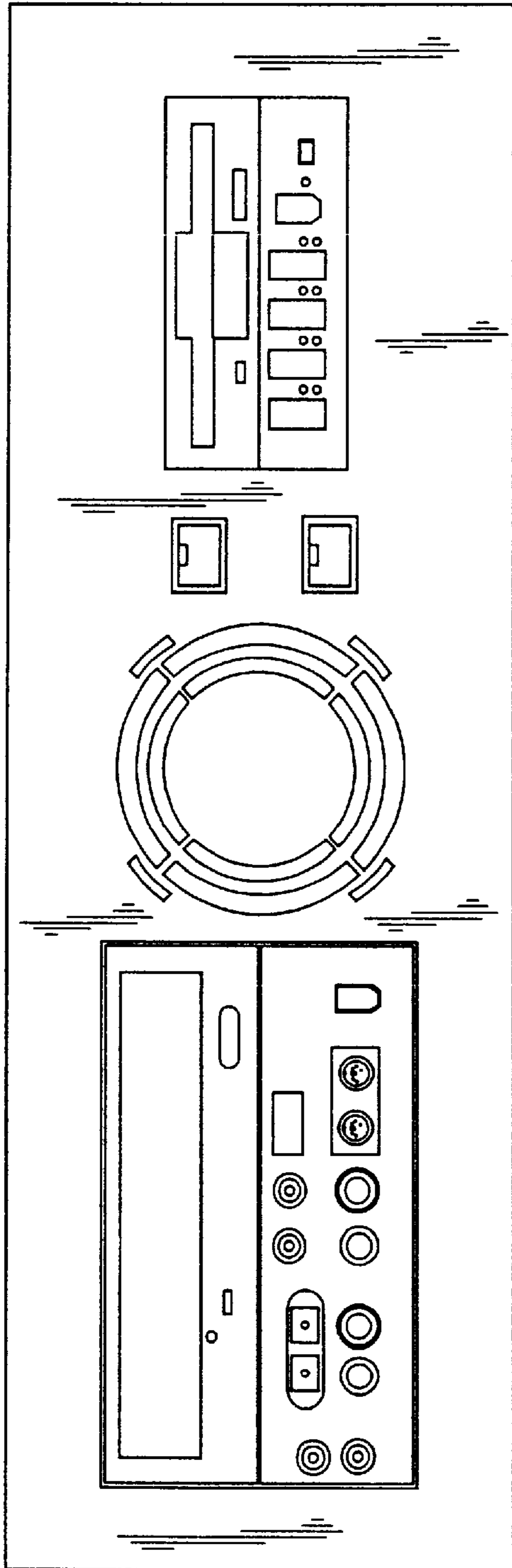


FIG. 1



FIG. 2



FIG. 3

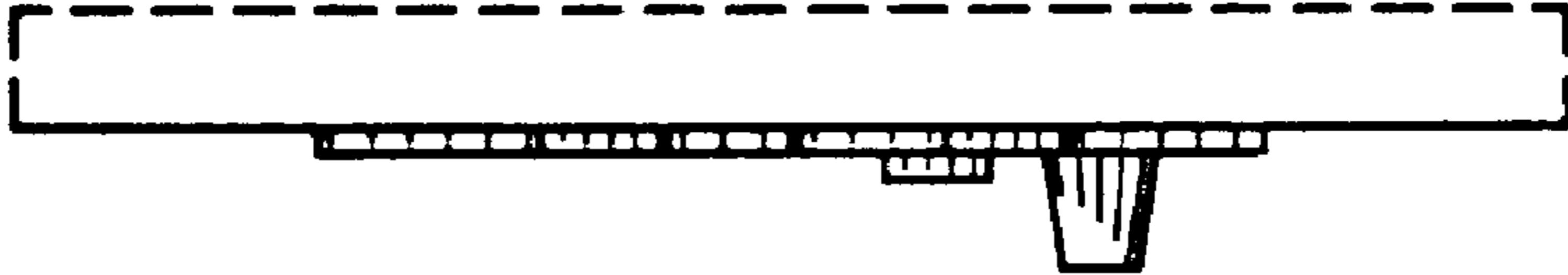


FIG. 5



FIG. 4