



US00D510353S

(12) **United States Design Patent**
Fisher et al.

(10) **Patent No.: US D510,353 S**
(45) **Date of Patent: ** Oct. 4, 2005**

(54) **ELECTRONIC MOUSE**
(75) Inventors: **Steven W. Fisher**, Kirkland, WA (US);
Robert M. Freed, Kenmore, WA (US)
(73) Assignee: **Microsoft Corporation**, Redmond, WA
(US)
(**) Term: **14 Years**

(21) Appl. No.: **29/208,189**
(22) Filed: **Jun. 25, 2004**

(51) **LOC (8) Cl.** **14-02**
(52) **U.S. Cl.** **D14/402; D14/408**
(58) **Field of Search** D14/402-411,
D14/454, 432-434, 240; 345/156-117;
74/471 XY; 273/148 B; 200/5 R, 5 A, 6 R,
6 A; 463/36-38

(56) **References Cited**

U.S. PATENT DOCUMENTS

D314,194 S	1/1991	Norris	
D331,231 S	11/1992	Yang	
D411,189 S	* 6/1999	Liao et al. D14/409
D424,550 S	5/2000	Su	
D431,567 S	* 10/2000	You D14/408
D439,252 S	3/2001	Ledbetter et al.	
D440,972 S	4/2001	Chiang et al.	
D450,700 S	11/2001	Fisher et al.	
D460,071 S	7/2002	Sheehan et al.	
D461,475 S	8/2002	Hu	
D464,352 S	* 10/2002	Kerestegian D14/408
D464,652 S	* 10/2002	Roh D14/408
6,469,693 B1	10/2002	Chiang et al.	
D467,925 S	* 12/2002	Hu et al. D14/408

D472,899 S	* 4/2003	Hu et al. D14/402
6,590,563 B1	7/2003	Oross et al.	
D479,528 S	* 9/2003	Sheehan et al. D14/408
D487,745 S	3/2004	Morisawa	
D487,895 S	3/2004	Fisher et al.	
D488,157 S	* 4/2004	Fisher D14/408
D489,723 S	5/2004	Fisher et al.	
D491,948 S	6/2004	Fisher	
D491,949 S	6/2004	Su et al.	
D493,172 S	* 7/2004	Chen D14/402
D494,972 S	8/2004	Chen	
2002/0135562 A1	9/2002	Wu	
2003/0001819 A1	1/2003	Su	

* cited by examiner

Primary Examiner—Pamela Burgess
(74) *Attorney, Agent, or Firm*—Banner & Witcoff, Ltd.

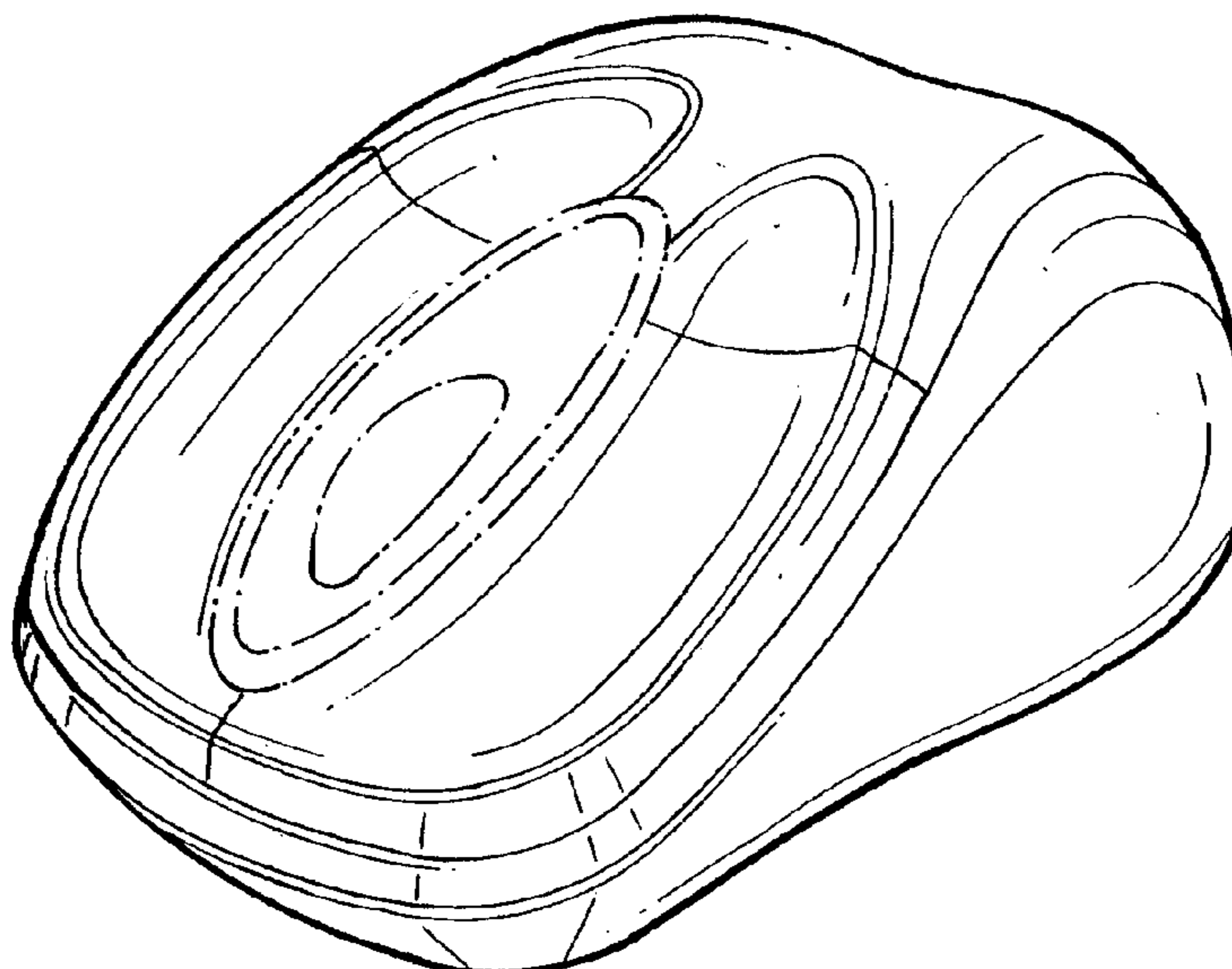
(57) **CLAIM**

The ornamental design for an electronic mouse, as shown and described.

DESCRIPTION

FIG. 1 is a front perspective view of an electronic mouse showing our new design;
FIG. 2 is a top view thereof;
FIG. 3 is a front view thereof;
FIG. 4 is a rear view thereof;
FIG. 5 is a right side view thereof; and,
FIG. 6 is a left side view thereof.
The broken line oval region, including the unshaded area therein, is for illustrative purposes and forms no part of the claimed design. The unshown bottom of the electronic mouse forms no part of the claimed design.

1 Claim, 3 Drawing Sheets



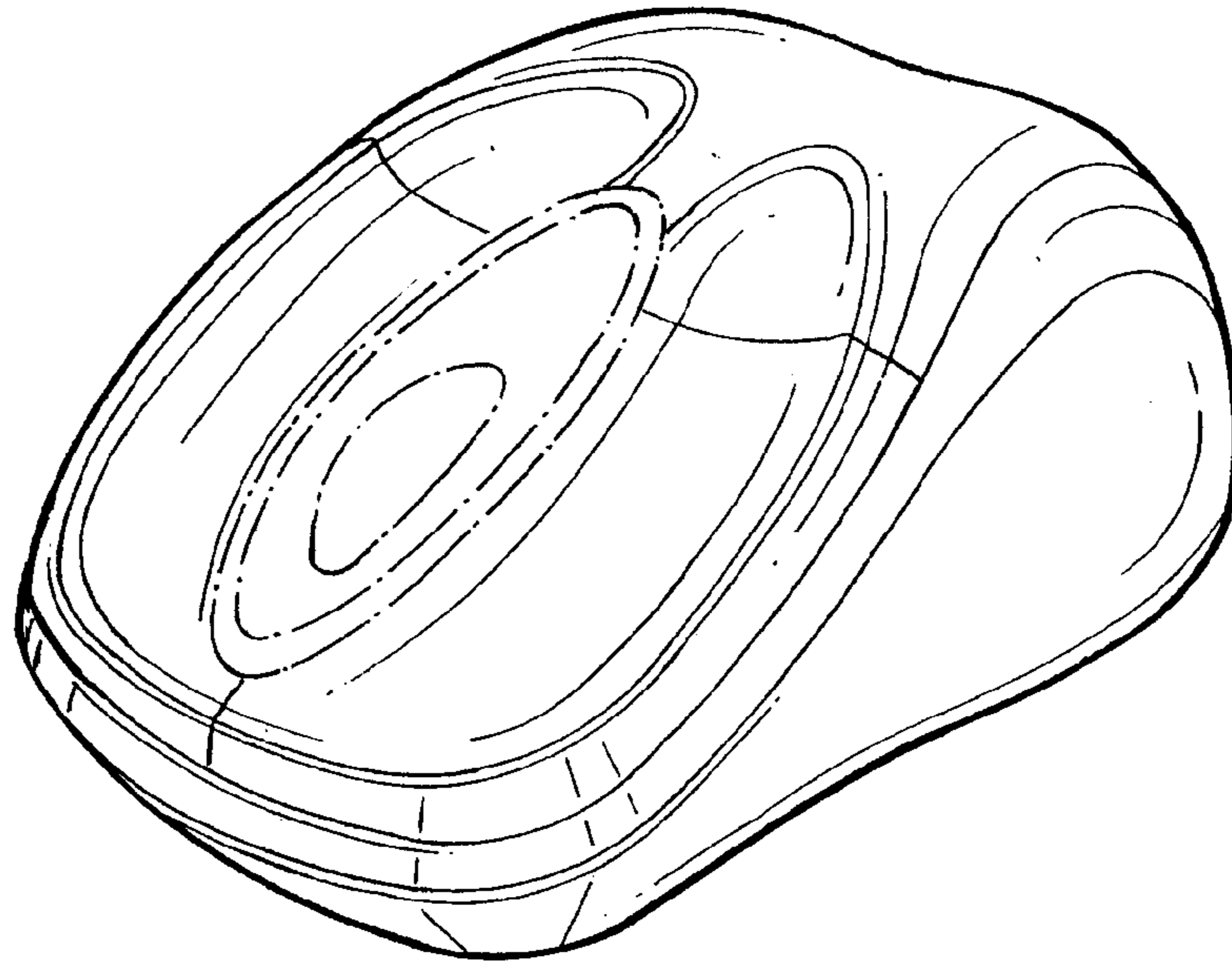


FIG. 1

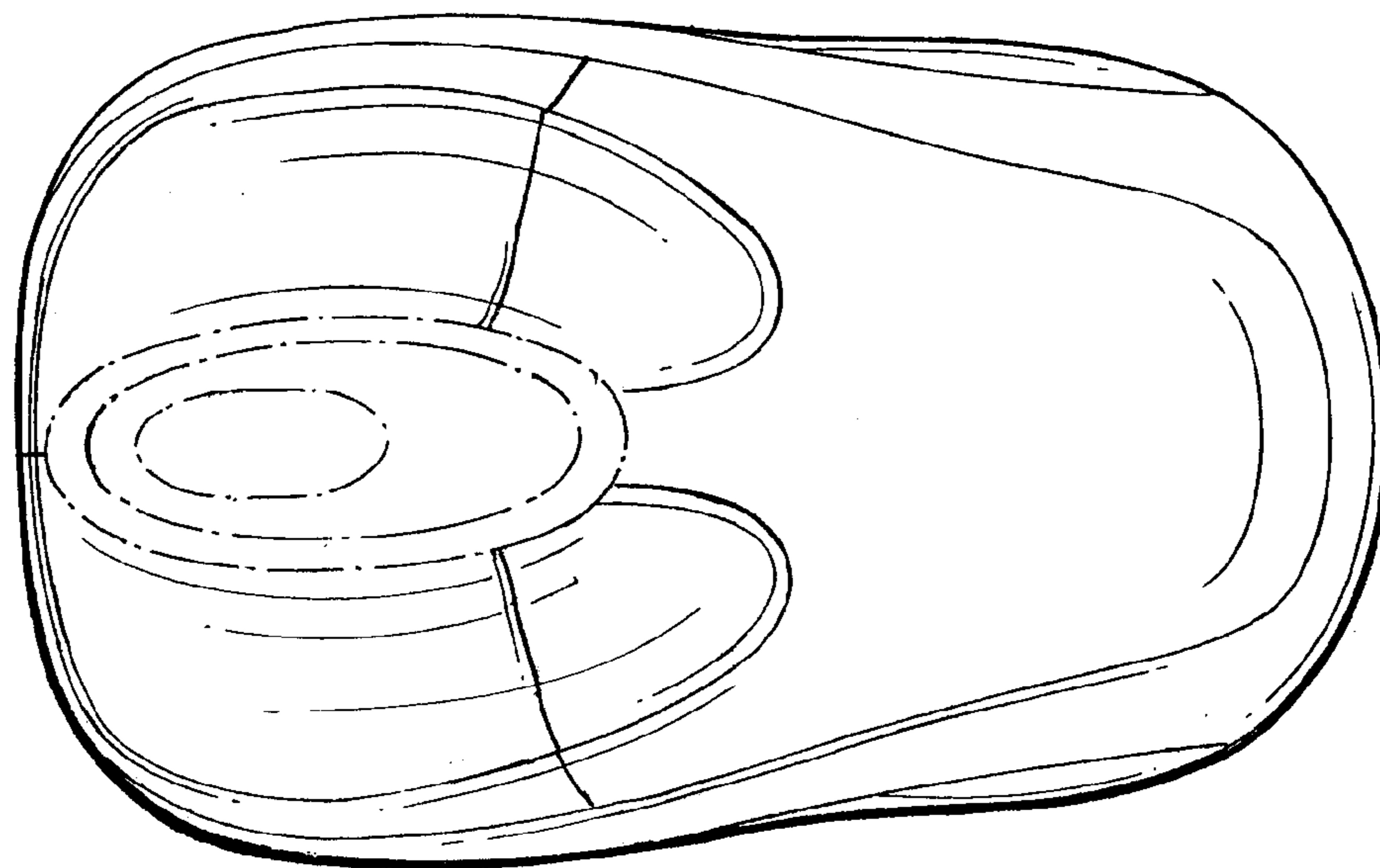


FIG. 2

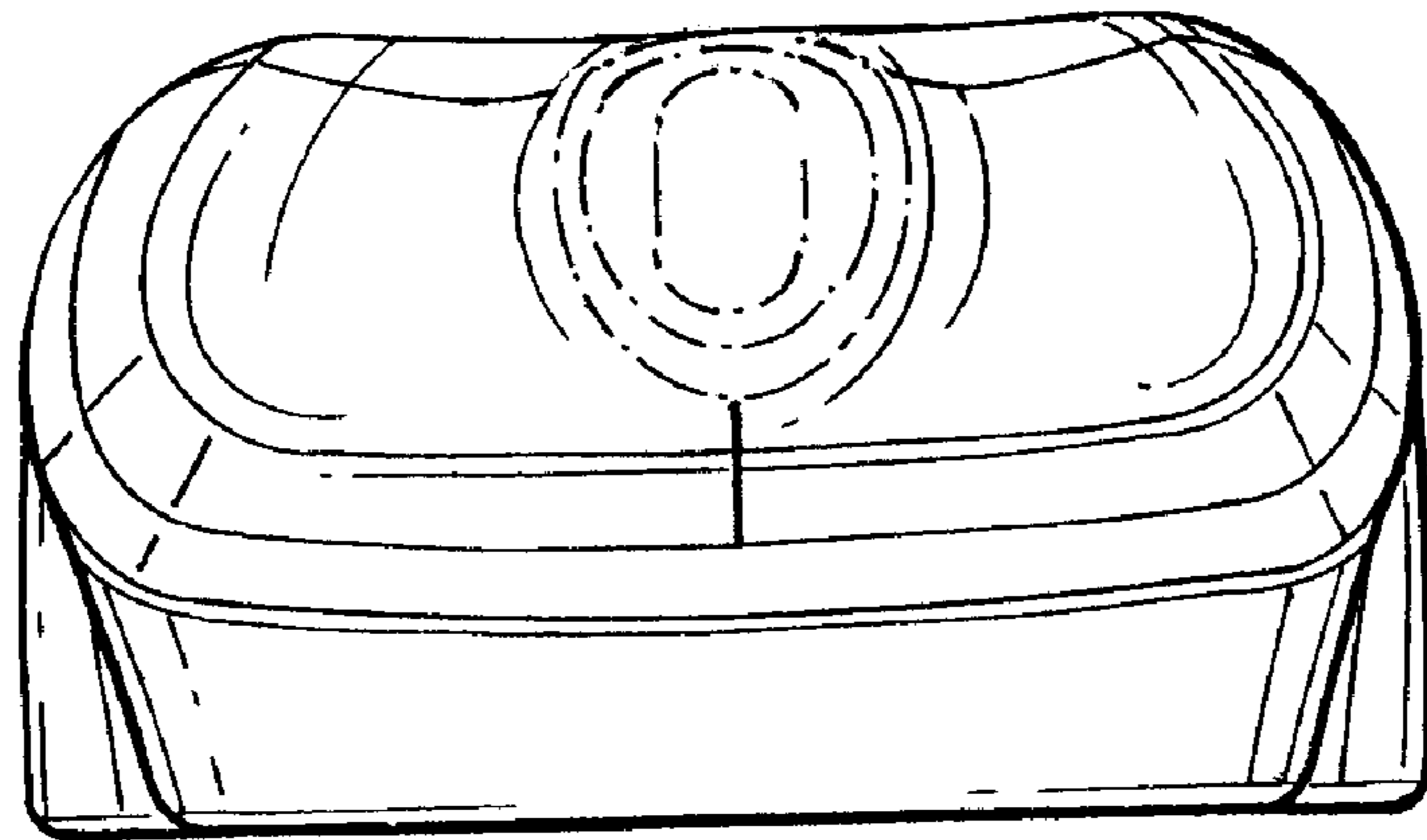


FIG. 3

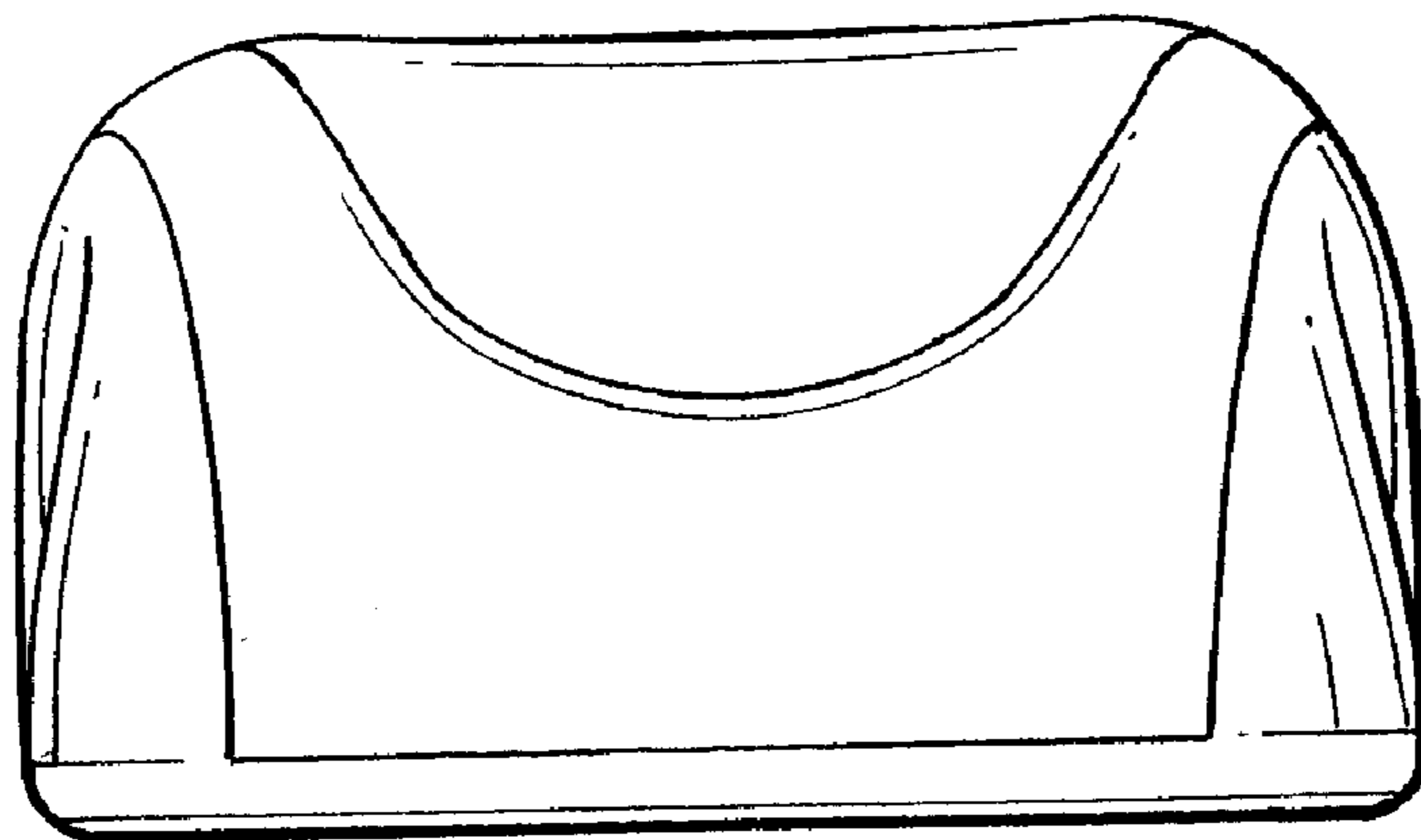


FIG. 4




FIG. 5




FIG. 6