



US00D510323S

(12) **United States Design Patent**
Hawken

(10) **Patent No.:** **US D510,323 S**

(45) **Date of Patent:** **** Oct. 4, 2005**

(54) **LOW VOLTAGE ELECTRICAL BOX**

(76) **Inventor:** **Gary Hawken**, 6551 Warner Ave.,
#134, Huntington Beach, CA (US)
92647

(**) **Term:** **14 Years**

(21) **Appl. No.:** **29/185,054**

(22) **Filed:** **Jun. 20, 2003**

(51) **LOC (8) Cl.** **13-03**

(52) **U.S. Cl.** **D13/152**

(58) **Field of Search** D13/152, 153,
D13/133; 220/3.2; 174/58, 53

(56) **References Cited**

U.S. PATENT DOCUMENTS

2,130,839 A	9/1938	Connors	
2,875,915 A	3/1959	Buckels	
3,676,571 A	7/1972	Rubinstein	
3,740,451 A *	6/1973	Schindler et al.	174/58
D229,064 S *	11/1973	Powell et al.	D13/152
4,130,335 A *	12/1978	Kinney	439/535
4,335,271 A	6/1982	Haslbeck	
5,170,014 A *	12/1992	Borsh	174/53
5,639,991 A *	6/1997	Schuette	174/58
D390,200 S	2/1998	Spano	

5,839,594 A	11/1998	Barbour
6,147,304 A	11/2000	Doherty
D457,140 S	5/2002	Roesch et al.
2002/0117317 A1	8/2002	Archer et al.
2003/0042034 A1	3/2003	Roesch et al.

* cited by examiner

Primary Examiner—Holly Baynham
Assistant Examiner—Cynthia M. Chin
(74) *Attorney, Agent, or Firm*—Eric Karich

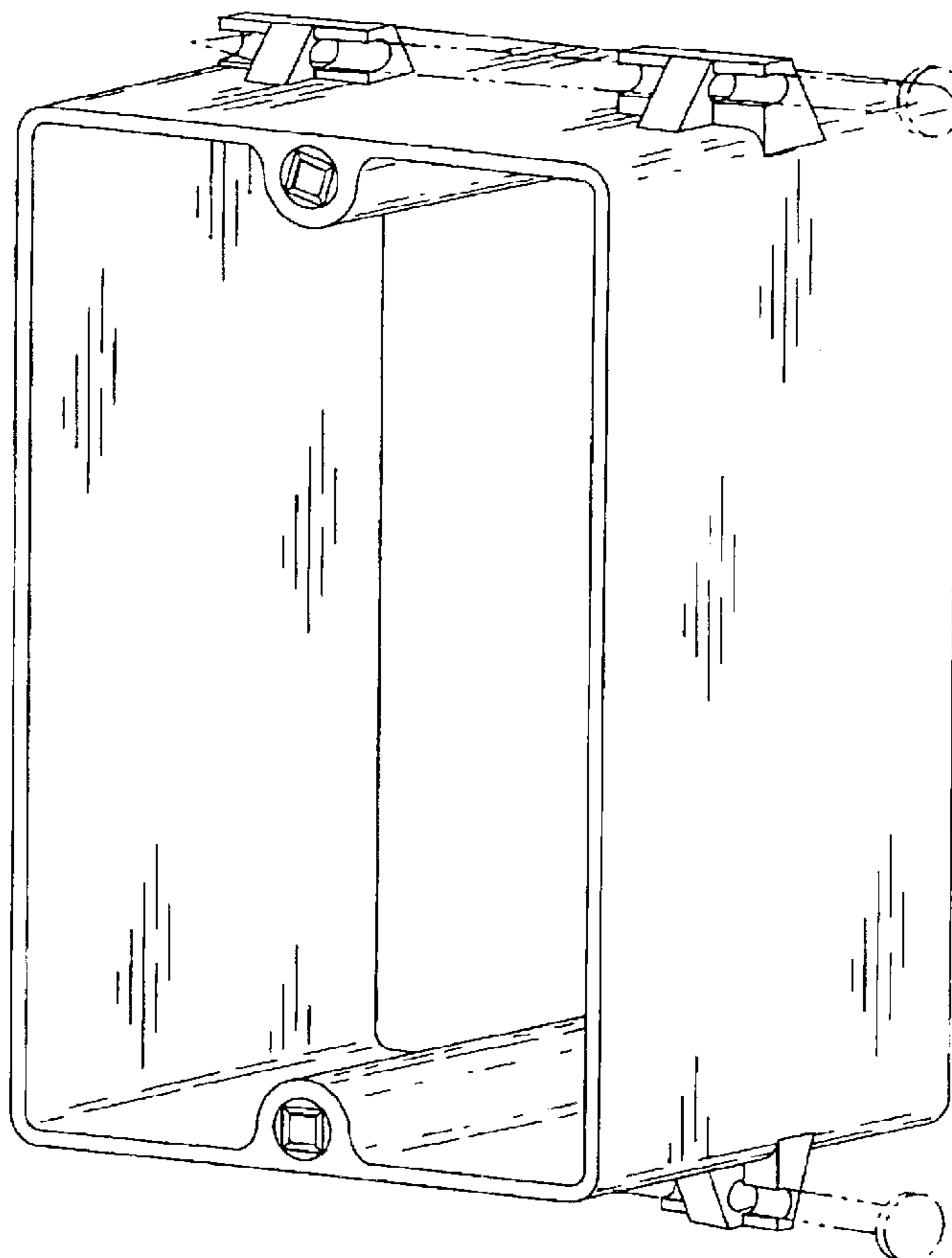
(57) **CLAIM**

The ornamental design for a “low voltage electrical box,” as shown and described.

DESCRIPTION

FIG. 1 is a perspective view of a low voltage electrical box, showing my new design;
FIG. 2 is a front elevational view thereof;
FIG. 3 is a rear elevational view thereof;
FIG. 4 is a left side elevational view thereof;
FIG. 5 is a right side elevational view thereof; and,
FIG. 6 is a top plan view thereof.
The broken line showing of a nail is for illustrative purposes only and forms no part of the claimed design.

1 Claim, 4 Drawing Sheets



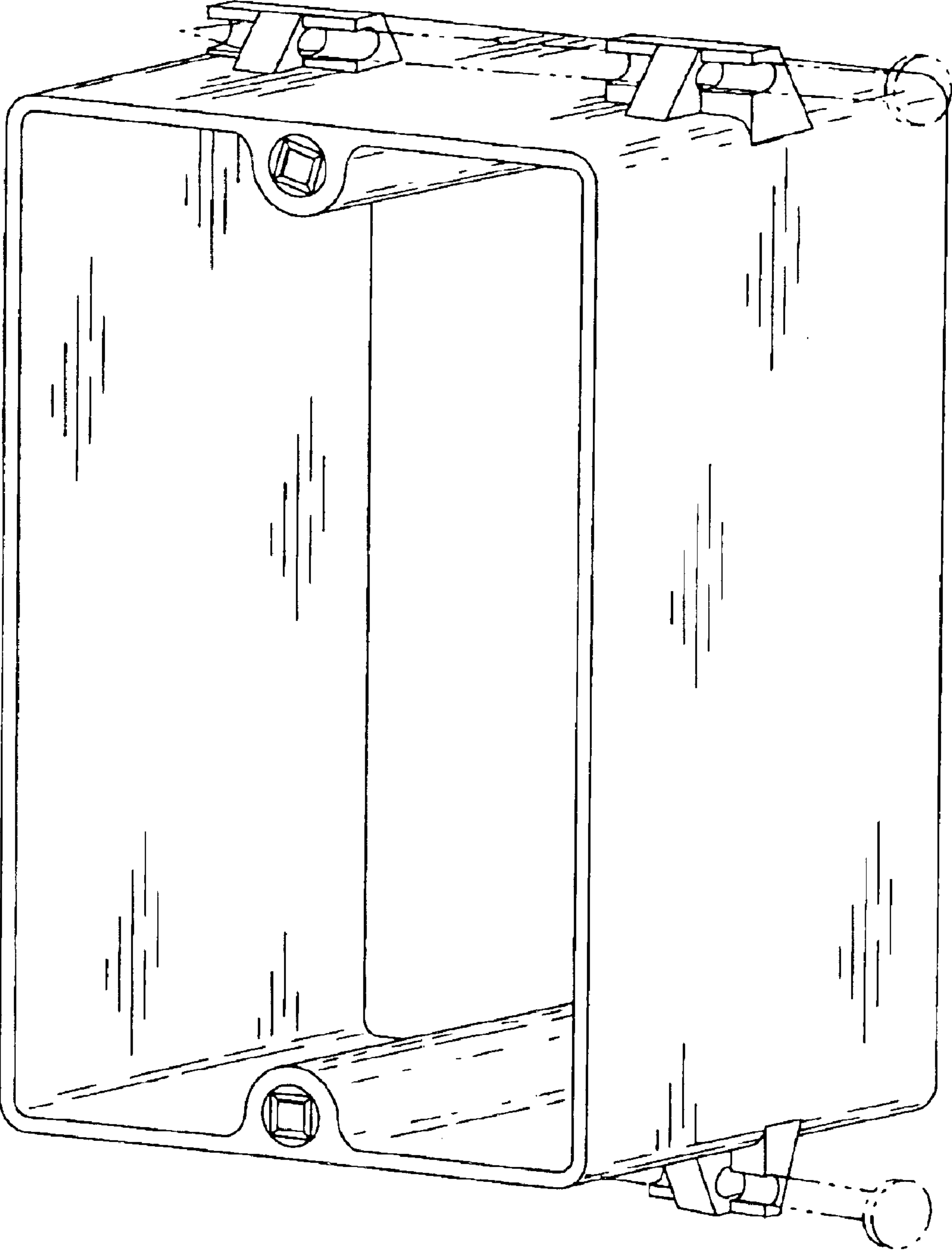


Fig. 1

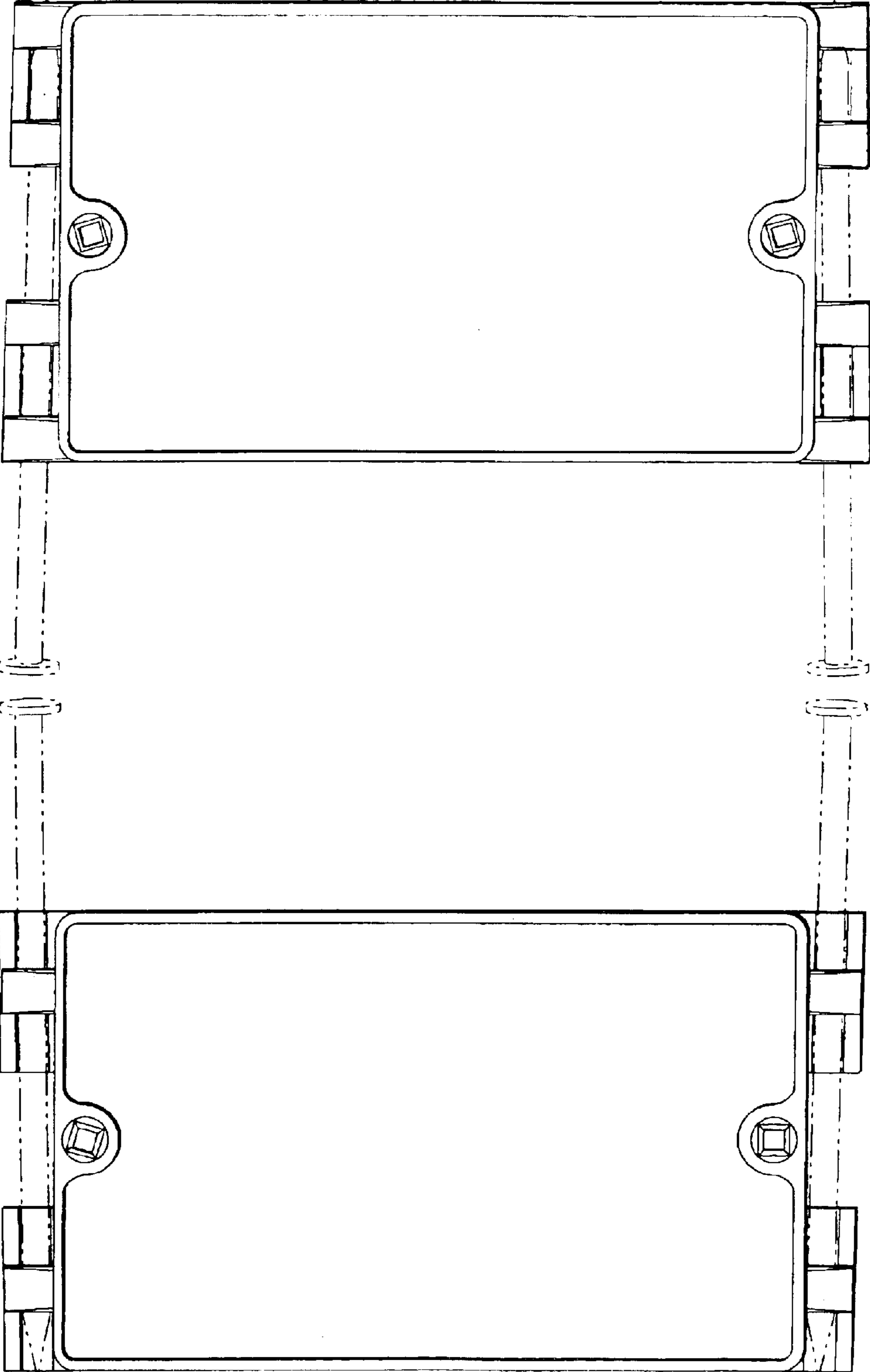


Fig. 3

Fig. 2




Fig. 5




Fig. 4

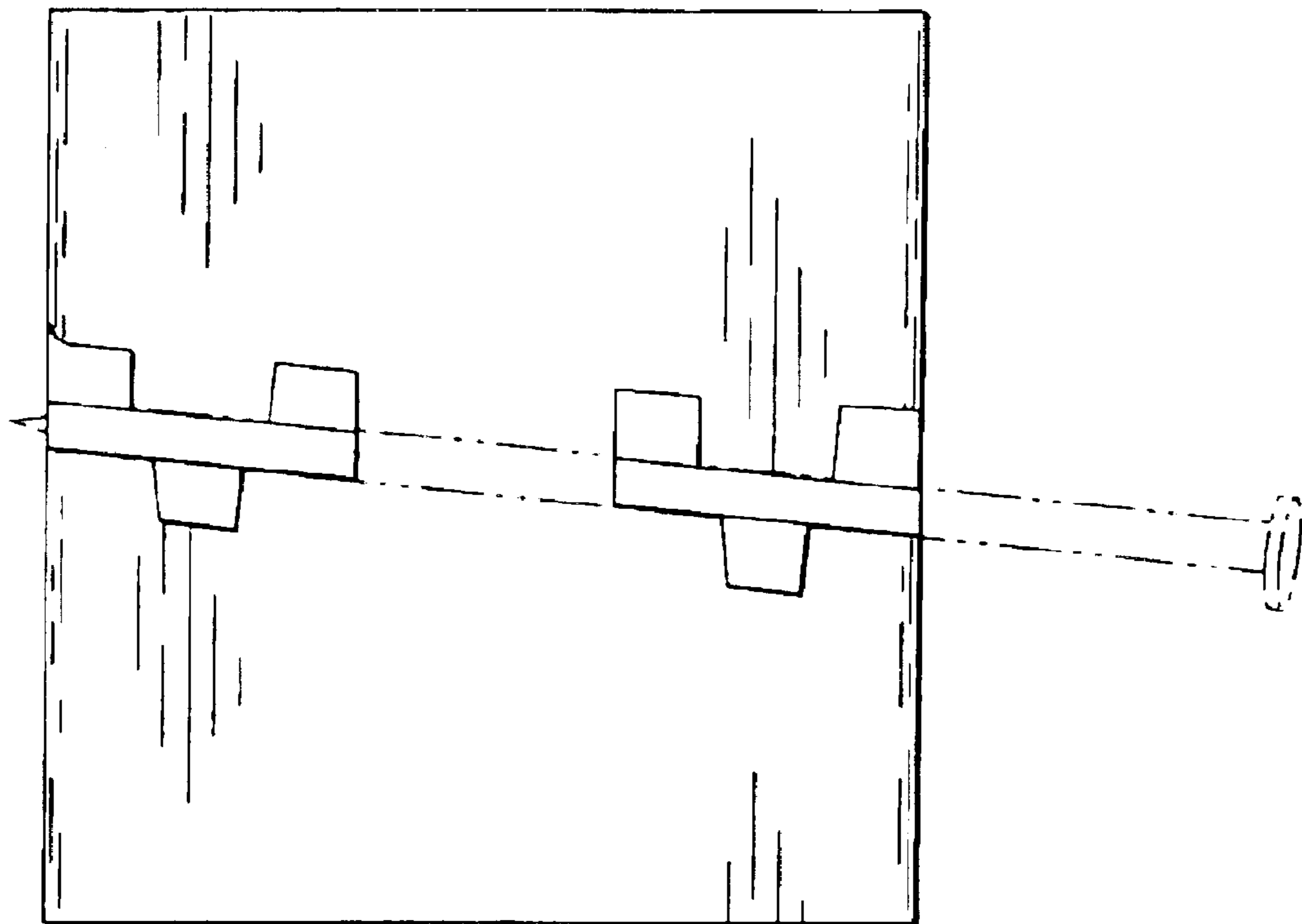


Fig. 6