



US00D510310S

(12) **United States Design Patent**
Rick et al.

(10) **Patent No.:** **US D510,310 S**
(45) **Date of Patent:** **** Oct. 4, 2005**

(54) **HAND LEVER**

(75) **Inventors:** **Sean E. Rick**, Schnecksville, PA (US);
Benjamin S. Barrall, Jeffersonville, PA (US);
Gary B. Swetish, Racine, WI (US)

(73) **Assignee:** **Teleflex Incorporated**, Limerick, PA (US)

(**) **Term:** **14 Years**

(21) **Appl. No.:** **29/192,577**

(22) **Filed:** **Oct. 27, 2003**

(51) **LOC (8) Cl.** **12-06**

(52) **U.S. Cl.** **D12/317**

(58) **Field of Search** D12/174, 179,
D12/300, 317; 345/161; 463/38; 700/85;
D14/412-416; 477/111

(56) **References Cited**

U.S. PATENT DOCUMENTS

D148,914 S * 3/1948 Daubengerger D12/179
D231,741 S * 6/1974 Tompkins D12/174
4,491,325 A * 1/1985 Bersheim 463/38
D282,156 S * 1/1986 Le Vier D12/174

D366,909 S * 2/1996 Hsieh D14/412
D372,053 S * 7/1996 Couch et al. D14/412
5,786,807 A * 7/1998 Couch et al. 345/161
D414,149 S * 9/1999 Asakura D12/179
D449,614 S * 10/2001 Osborn et al. D14/412

* cited by examiner

Primary Examiner—Holly Baynham
Assistant Examiner—Cynthia M. Chin

(74) *Attorney, Agent, or Firm*—Woodcock Washburn LLP

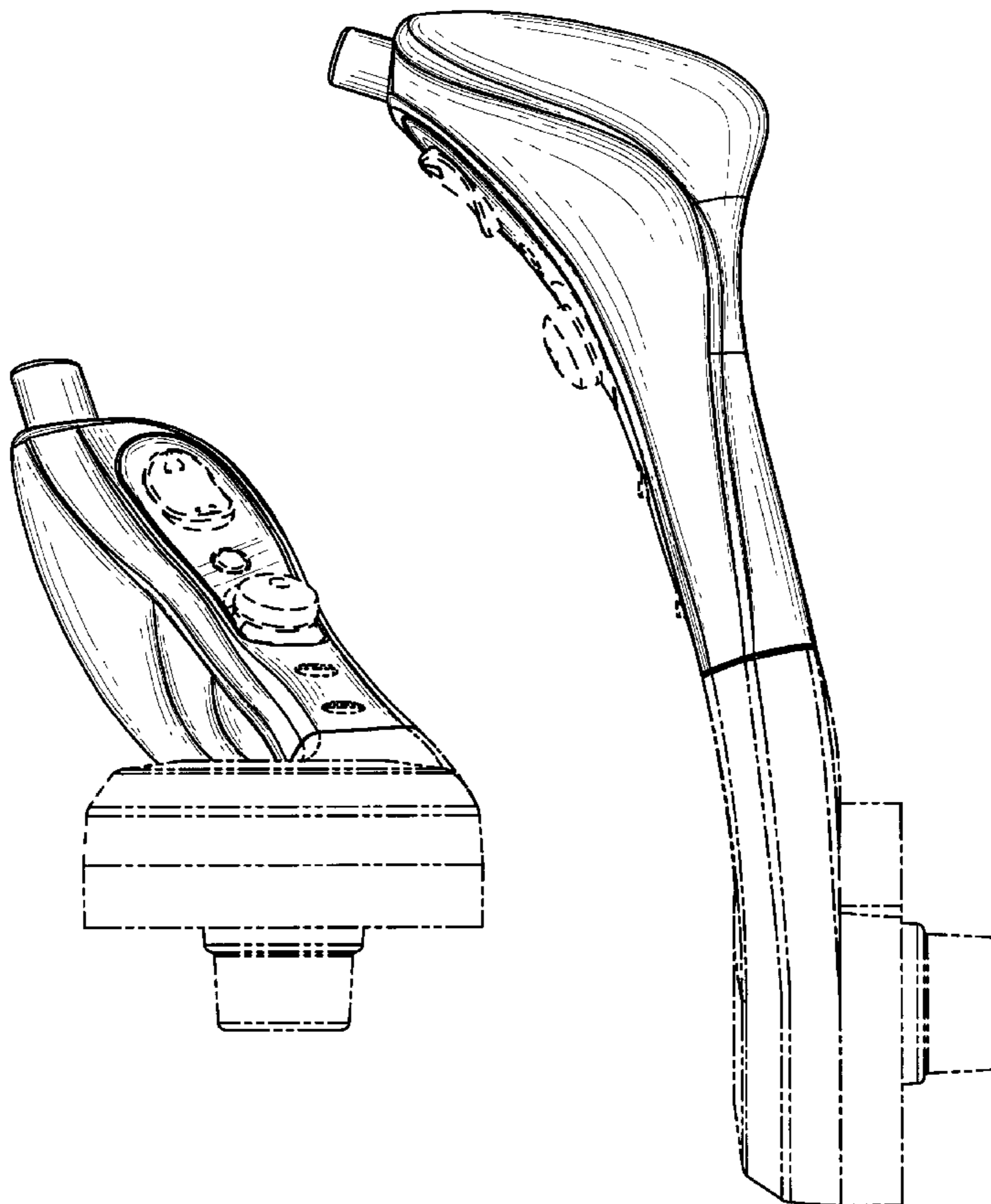
(57) **CLAIM**

We claim an ornamental design for a hand lever, as shown and described.

DESCRIPTION

FIG. 1 is a top plan view of a hand lever showing our new design;
FIG. 2 is a bottom plan view thereof;
FIG. 3 is a front elevational view thereof;
FIG. 4 is a rear elevational view thereof; and
FIG. 5 is a side elevational view thereof; and,
FIG. 6 is an opposite side elevational view thereof.
The dashed lines shown in the views are for illustrative or disclosure purposes only, and form no part of the claimed design.

1 Claim, 3 Drawing Sheets



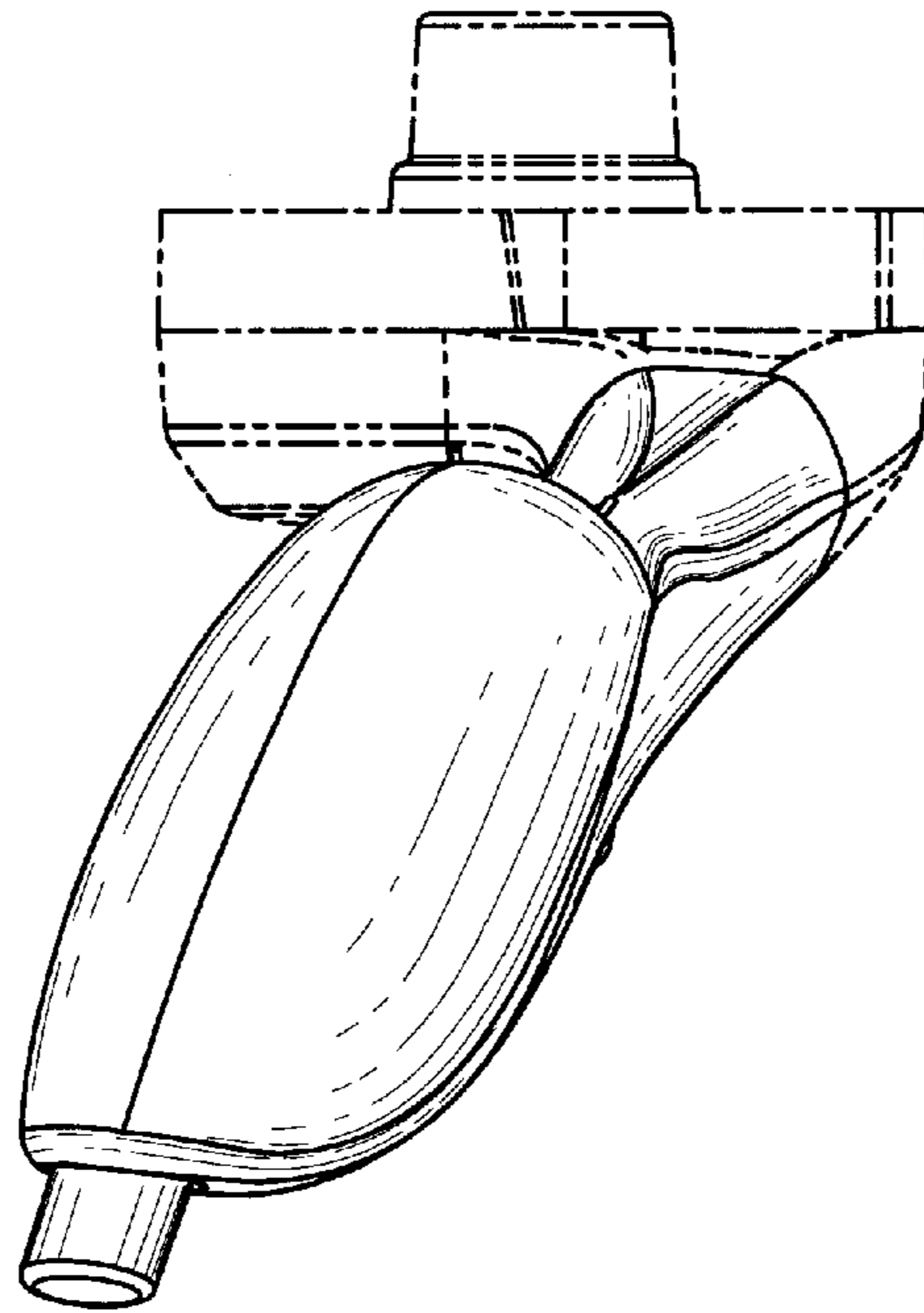


FIG. 1

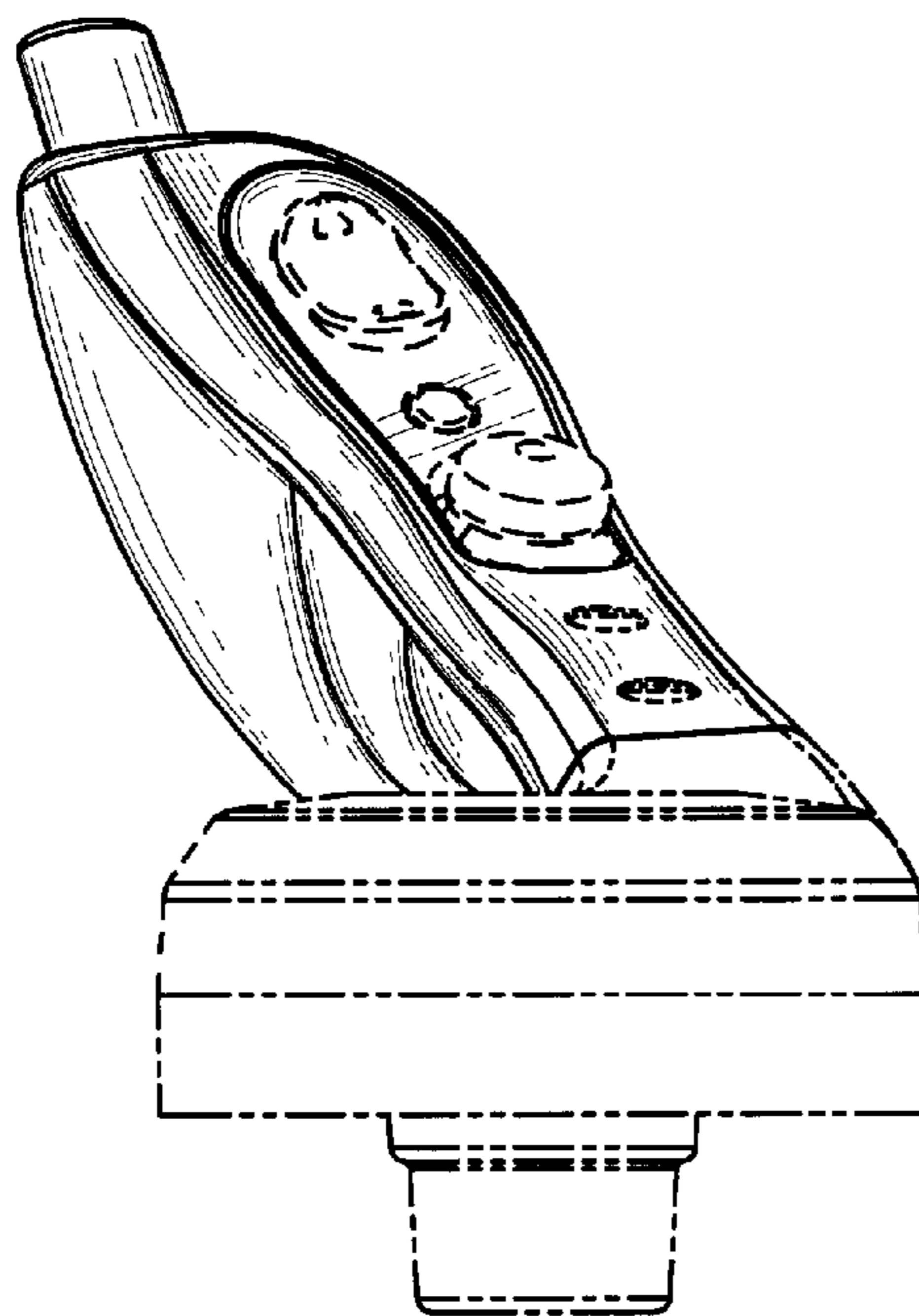


FIG. 2

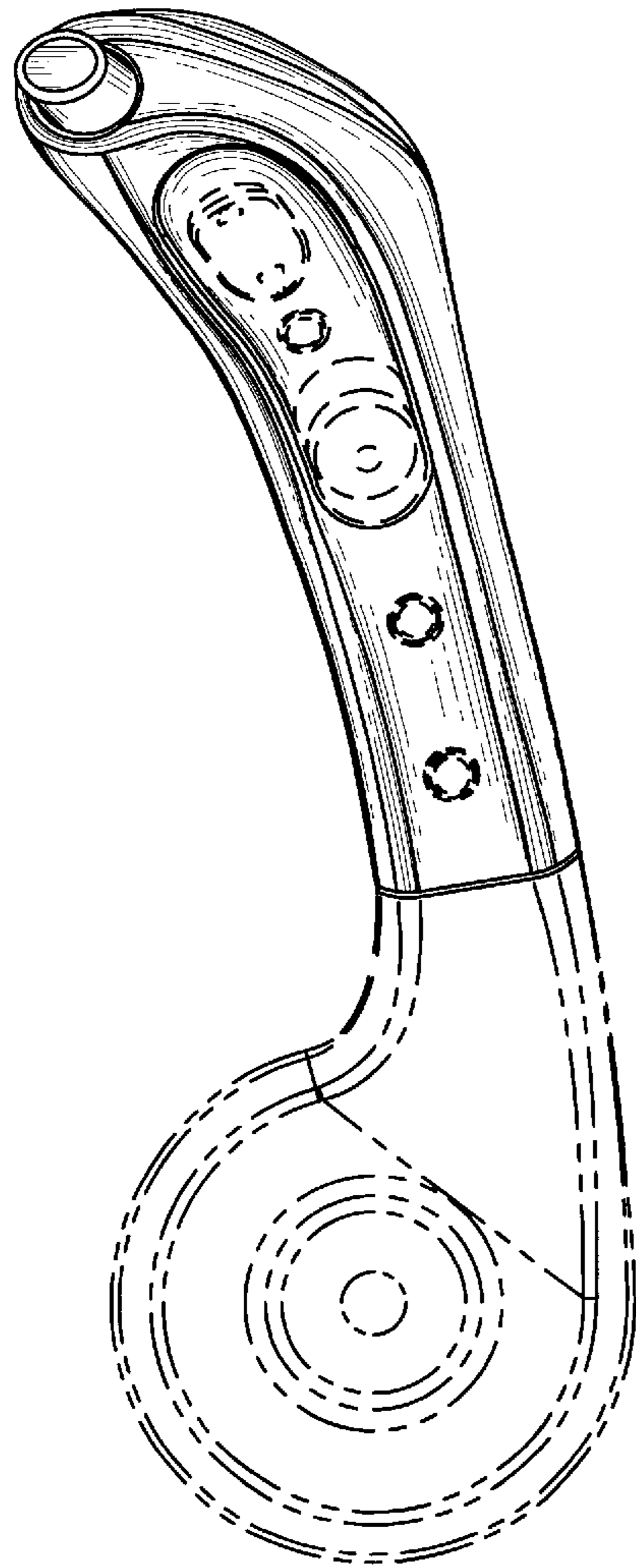


FIG. 3

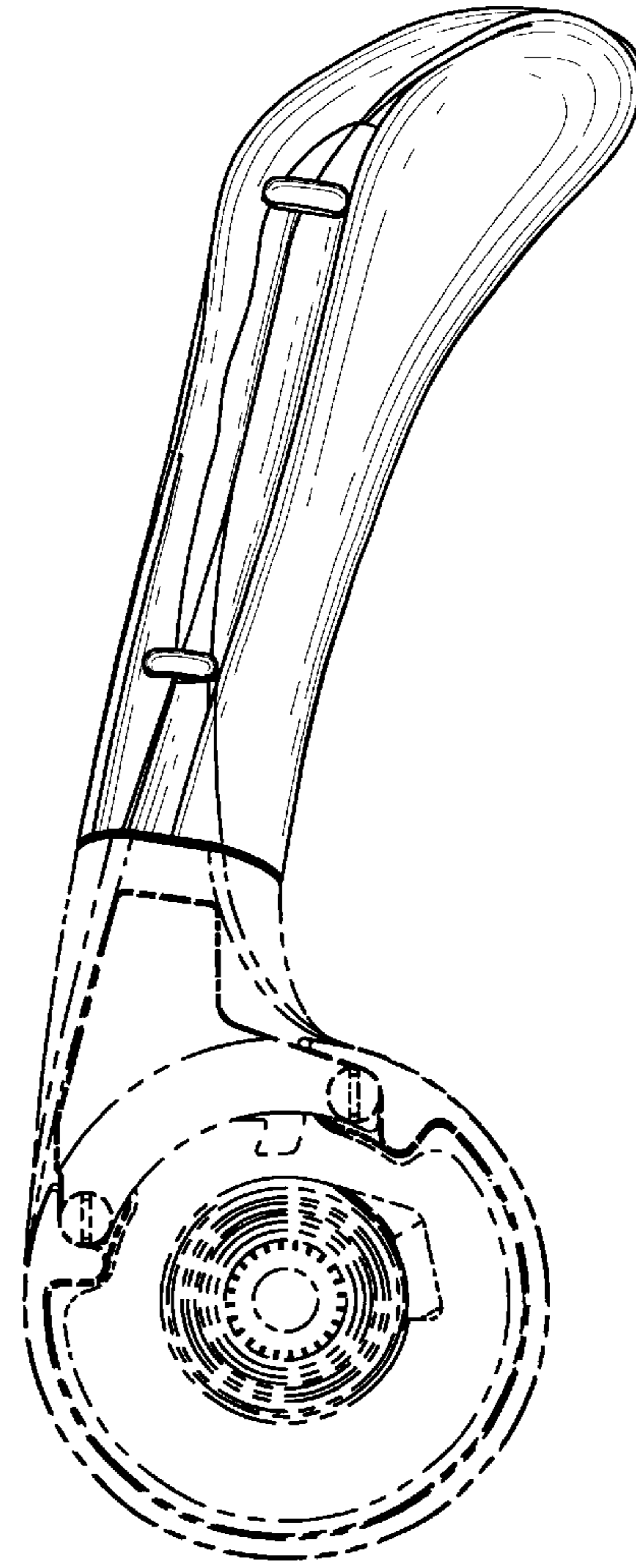


FIG. 4

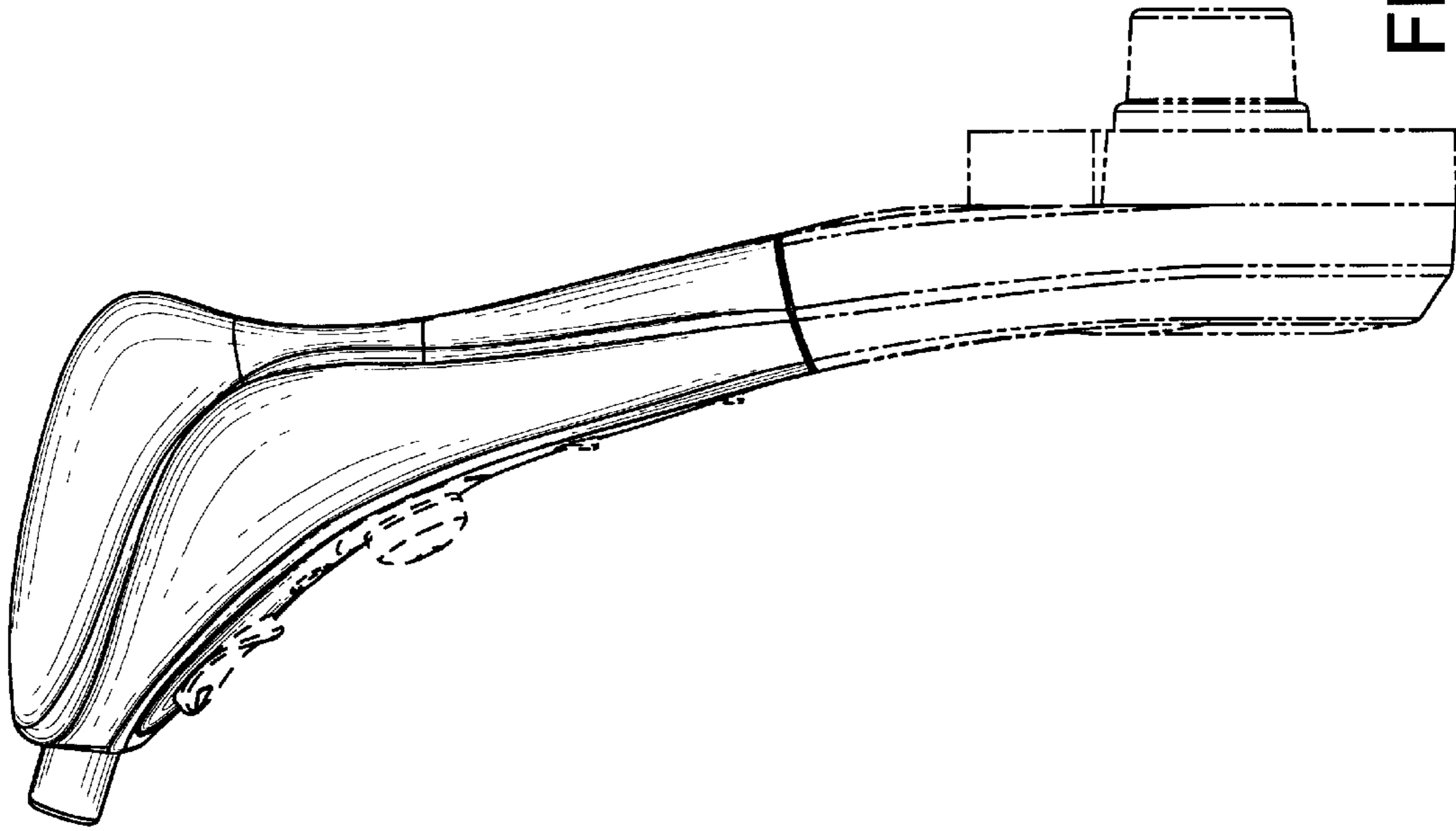


FIG. 6

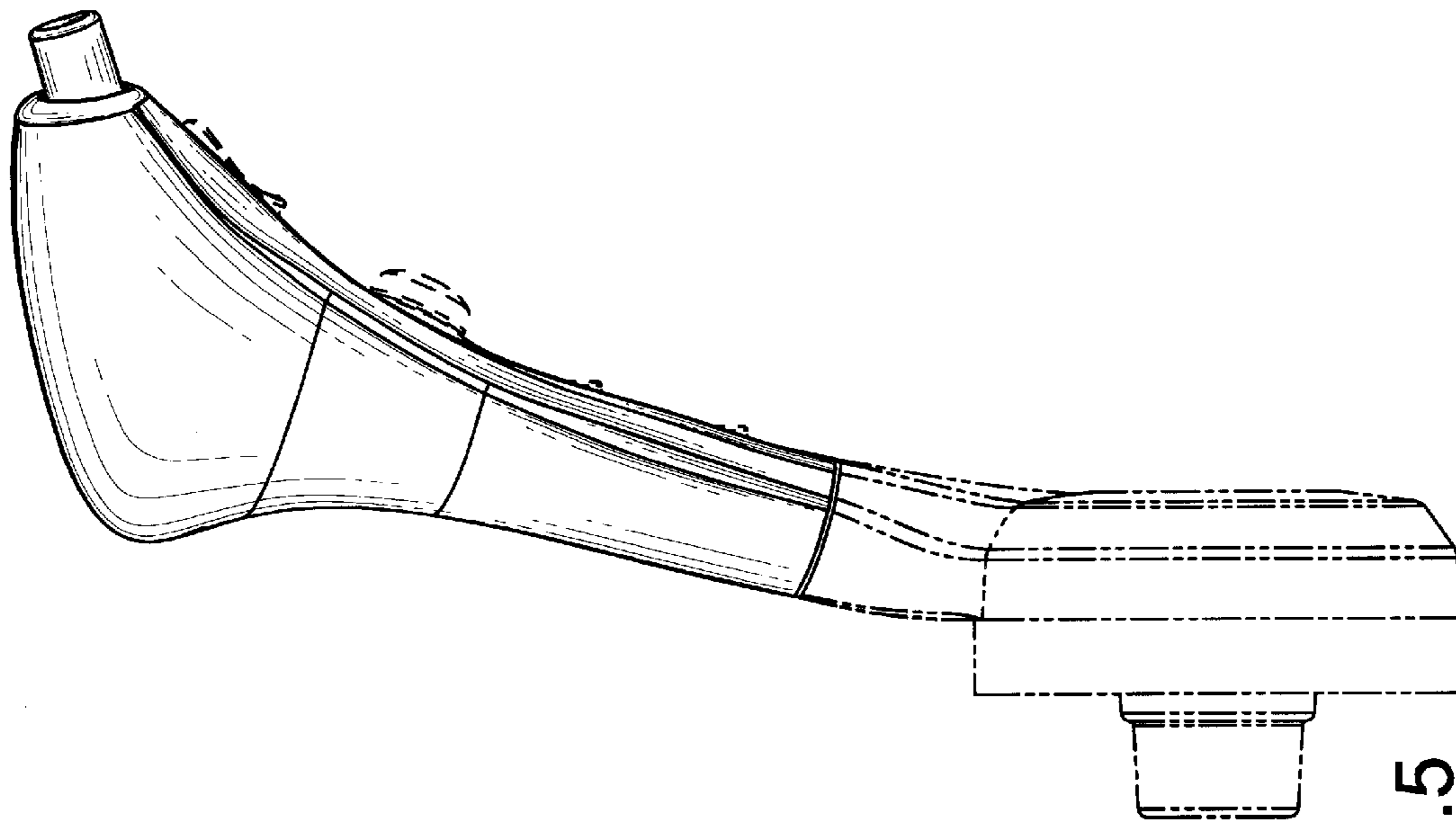


FIG. 5

UNITED STATES PATENT AND TRADEMARK OFFICE
CERTIFICATE OF CORRECTION

PATENT NO. : Des. 510,310 S
DATED : October 4, 2005
INVENTOR(S) : Rick et al.

Page 1 of 1

It is certified that error appears in the above-identified patent and that said Letters Patent is hereby corrected as shown below:

Title page,

Item [57], **DESCRIPTION,**

Line 1, please insert the following paragraph:

-- The subject matter disclosed and claimed herein is related to the subject matter disclosed and claimed in the following U.S. Patent Applications, each of which was filed on Oct. 27, 2003: U.S. Patent Application Serial No. 29/192,617; U.S. Patent Application Serial No. 29/192,584; U.S. Patent Application Serial No. 29/192,592; U.S. Patent Application Serial No. 29/192,593; U.S. Patent Application Serial No. 29/192,576; U.S. Patent Application Serial No. 29/192,579 and U.S. Patent Application Serial No. 29/192,585 --.

Signed and Sealed this

Thirteenth Day of December, 2005

A handwritten signature in black ink that reads "Jon W. Dudas". The signature is written in a cursive style with a large, looped initial "J".

JON W. DUDAS

Director of the United States Patent and Trademark Office