



US00D510304S

(12) **United States Design Patent**
Tabata et al.

(10) **Patent No.:** **US D510,304 S**
(45) **Date of Patent:** **** Oct. 4, 2005**

(54) **BUMPER OF MOTOR VEHICLE**

(75) Inventors: **Kouji Tabata**, Aki-gun (JP); **Kaname Sawai**, Aki-gun (JP); **Kouichi Hayashi**, Aki-gun (JP); **Tsuyoshi Toyoda**, Fuchu-cho (JP)

(73) Assignee: **Mazda Motor Corporation**, Aki-gun (JP)

(**) Term: **14 Years**

(21) Appl. No.: **29/210,365**

(22) Filed: **Jul. 30, 2004**

(51) **LOC (8) Cl.** **12-16**

(52) **U.S. Cl.** **D12/169**

(58) **Field of Search** D12/90-92, 86,
D12/169, 196; 296/180.1, 180.2; 293/102,
113, 115, 117, 120

(56) **References Cited**

U.S. PATENT DOCUMENTS

D499,362 S * 12/2004 Minami et al. D12/169
D499,675 S * 12/2004 Sasaki et al. D12/169
D499,676 S * 12/2004 Chan D12/169

FOREIGN PATENT DOCUMENTS

JP 1064679 3/2000
JP 1126061 9/2001
JP 1138800 4/2002
JP 1200158 3/2004

OTHER PUBLICATIONS

Notification of Reasons for Refusal.

* cited by examiner

Primary Examiner—Melody N. Brown

(74) *Attorney, Agent, or Firm*—Donald R. Studebaker;
Nixon Peabody, LLP

(57) **CLAIM**

The ornamental design for a bumper of motor vehicle, as shown and described.

DESCRIPTION

The patent or application file contains at least one drawing executed in color. Copies of this patent or patent application publication with color drawings will be provided by the Office upon request and payment of the necessary fee.

FIG. 1 is a front perspective view of a bumper of motor vehicle;

FIG. 2 is a front view thereof;

FIG. 3 is a rear view thereof;

FIG. 4 is a left side view thereof;

FIG. 5 is a right side view thereof;

FIG. 6 is a top view thereof; and,

FIG. 7 is a bottom view thereof.

The drawings are created using computer graphics software which software inherently provides for a lightly colored hue to the otherwise black and white drawings.

Portion in pink and the lightly colored hue is shown for illustrative purposes only and forms no part of the claimed design.

1 Claim, 4 Drawing Sheets




Fig. 1




Fig. 2




Fig. 3




Fig. 4




Fig. 5




Fig. 6




Fig. 7

