



US00D510299S

(12) **United States Design Patent**
Gunby

(10) **Patent No.:** **US D510,299 S**
(45) **Date of Patent:** **** Oct. 4, 2005**

(54) **TRANSPORTER-TRAILER COMBINATION**

(76) **Inventor:** **William Gunby**, P.O. Box 2598, Palm City, FL (US) 34991-2598

(**) **Term:** **14 Years**

(21) **Appl. No.:** **29/186,141**

(22) **Filed:** **Jul. 11, 2003**

(51) **LOC (8) Cl.** **12-08**

(52) **U.S. Cl.** **D12/82; D12/100; D12/103**

(58) **Field of Search** **D12/82, 84, 86, D12/93, 100, 103, 105; 296/24.1, 156, 168, 178, 181, 183, 190; 280/423.1**

(56) **References Cited**

U.S. PATENT DOCUMENTS

D134,718 S	*	1/1943	Crawford	D12/84
3,692,332 A	*	9/1972	Pappatheodoru	280/423.1
3,719,244 A	*	3/1973	Miller et al.	180/14.1
D230,578 S	*	3/1974	Taylor	D12/103
3,825,281 A	*	7/1974	Howard	280/423.1
D442,888 S	*	5/2001	Papke et al.	D12/84
D449,797 S	*	10/2001	Gerzeny et al.	D12/103
D458,876 S	*	6/2002	Kendall	D12/103
D481,972 S	*	11/2003	Adelizzi et al.	D12/84

* cited by examiner

Primary Examiner—Melody N. Brown

(74) *Attorney, Agent, or Firm*—Connolly Bove Lodge & Hutz LLP; Larry J. Hume

(57) **CLAIM**

The ornamental design for a transporter-trailer combination, as shown and described.

DESCRIPTION

FIG. 1 is a perspective view of the transporter-trailer combination as viewed from the left, front side of the combination;

FIG. 2 is a left side elevation view of the transporter-trailer combination;

FIG. 3 is a front view of the transporter-trailer combination;

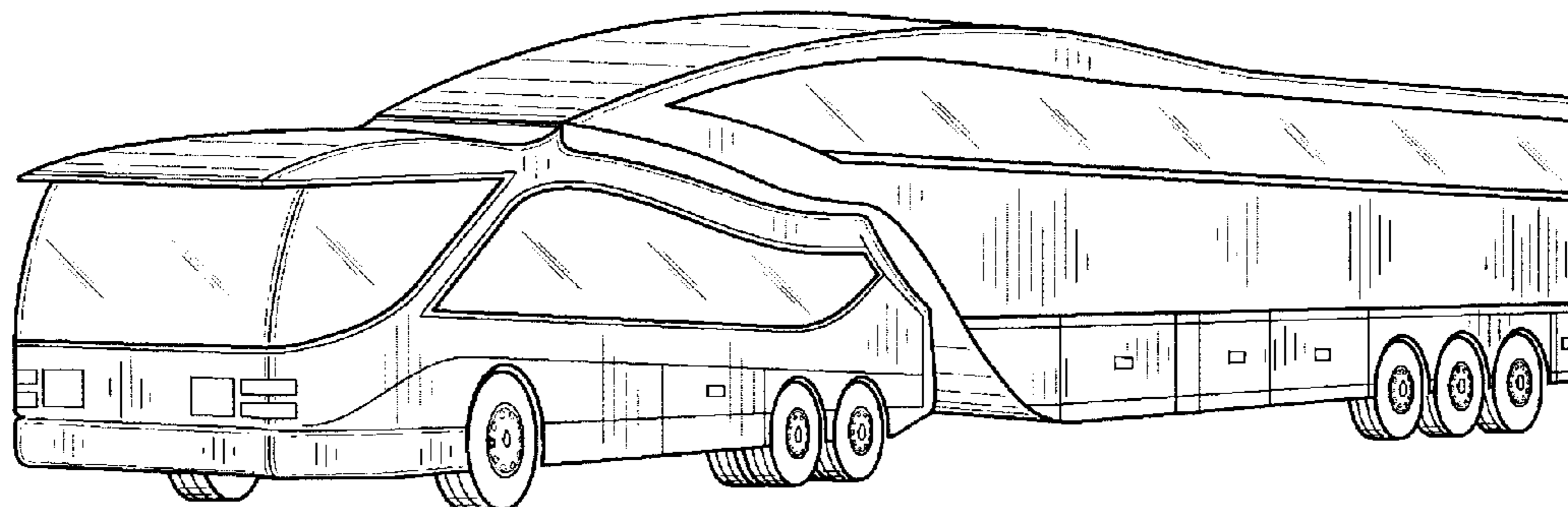
FIG. 4 is a rear view of the transporter-trailer combination;

FIG. 5 is a right side elevation view of the transporter-trailer combination;

FIG. 6 is a top view of the transporter-trailer combination; and,

FIG. 7 is a top view of the transporter-trailer combination showing a second embodiment with optional features shown broken lines and for illustrative purposes and not forming part of the claimed design; all other views of the design is the same as in FIGS. 1–6.

1 Claim, 6 Drawing Sheets



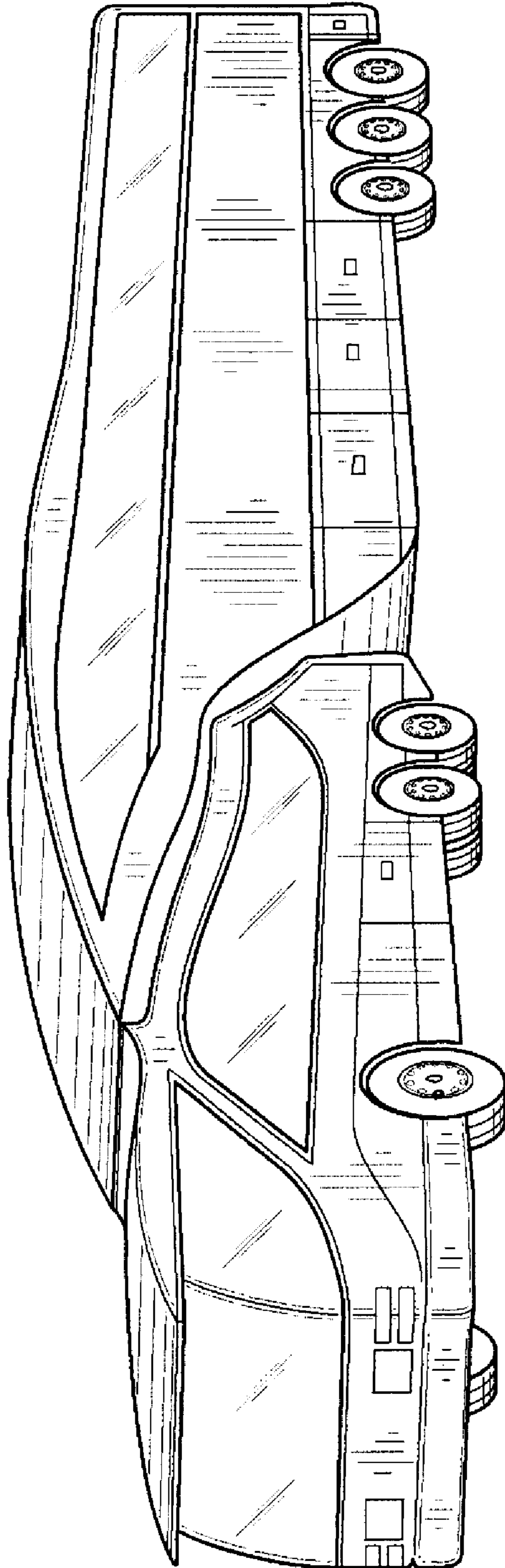


FIG. 1

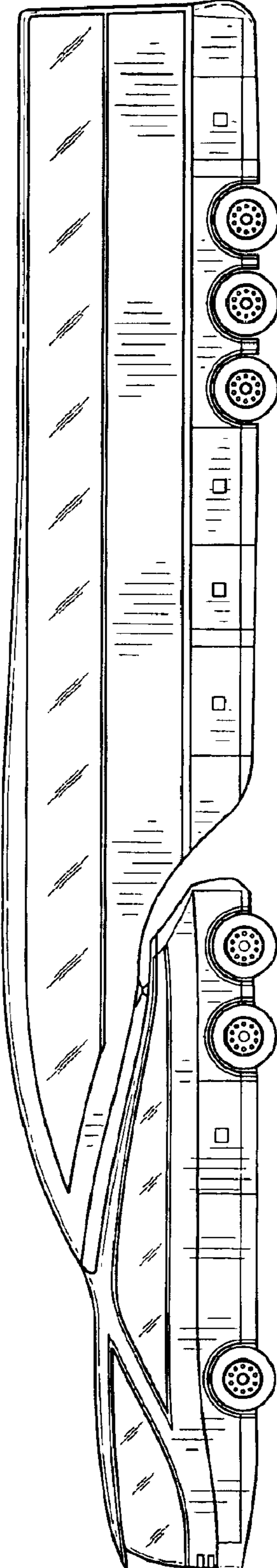


FIG. 2

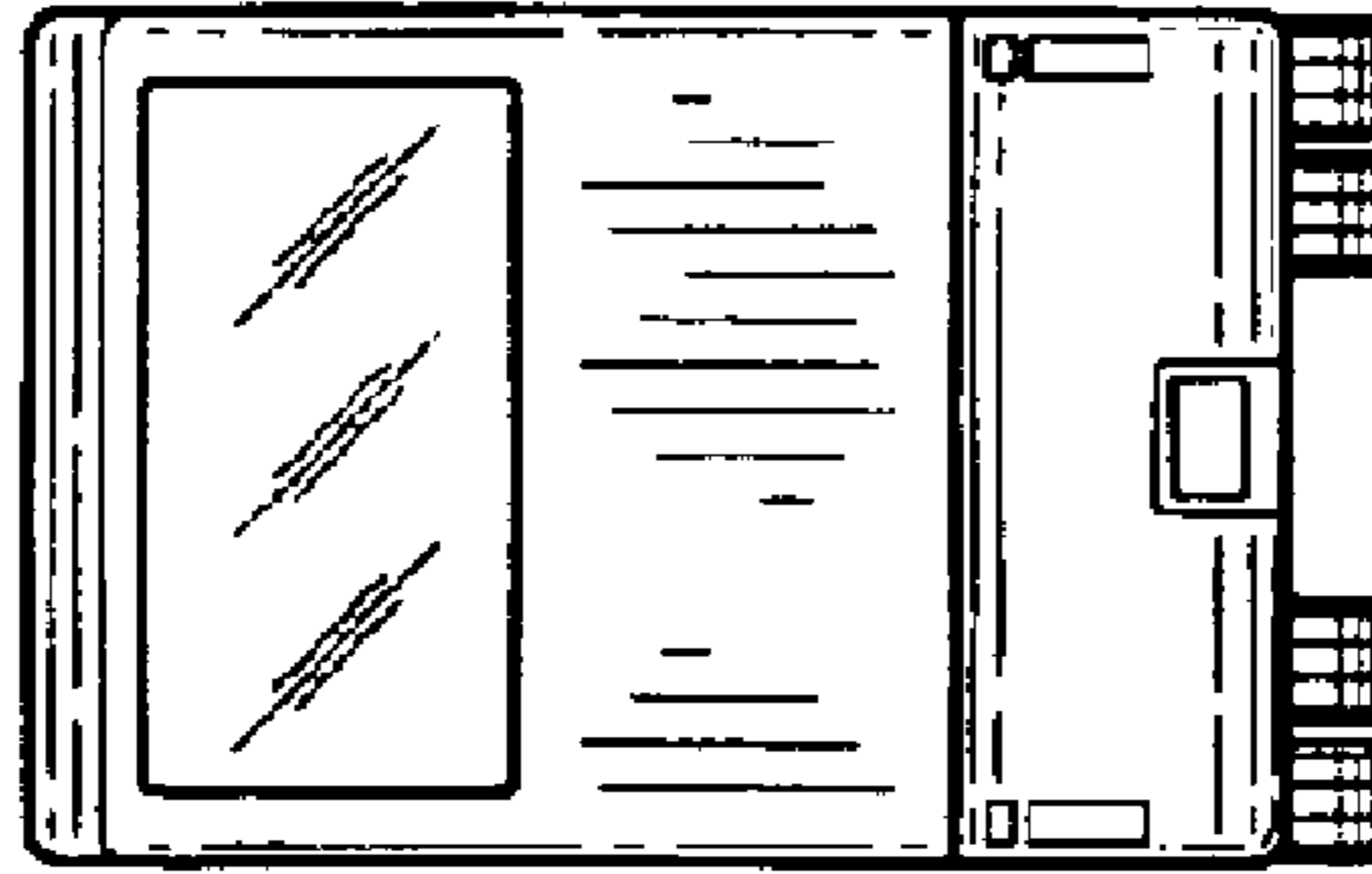


FIG. 3

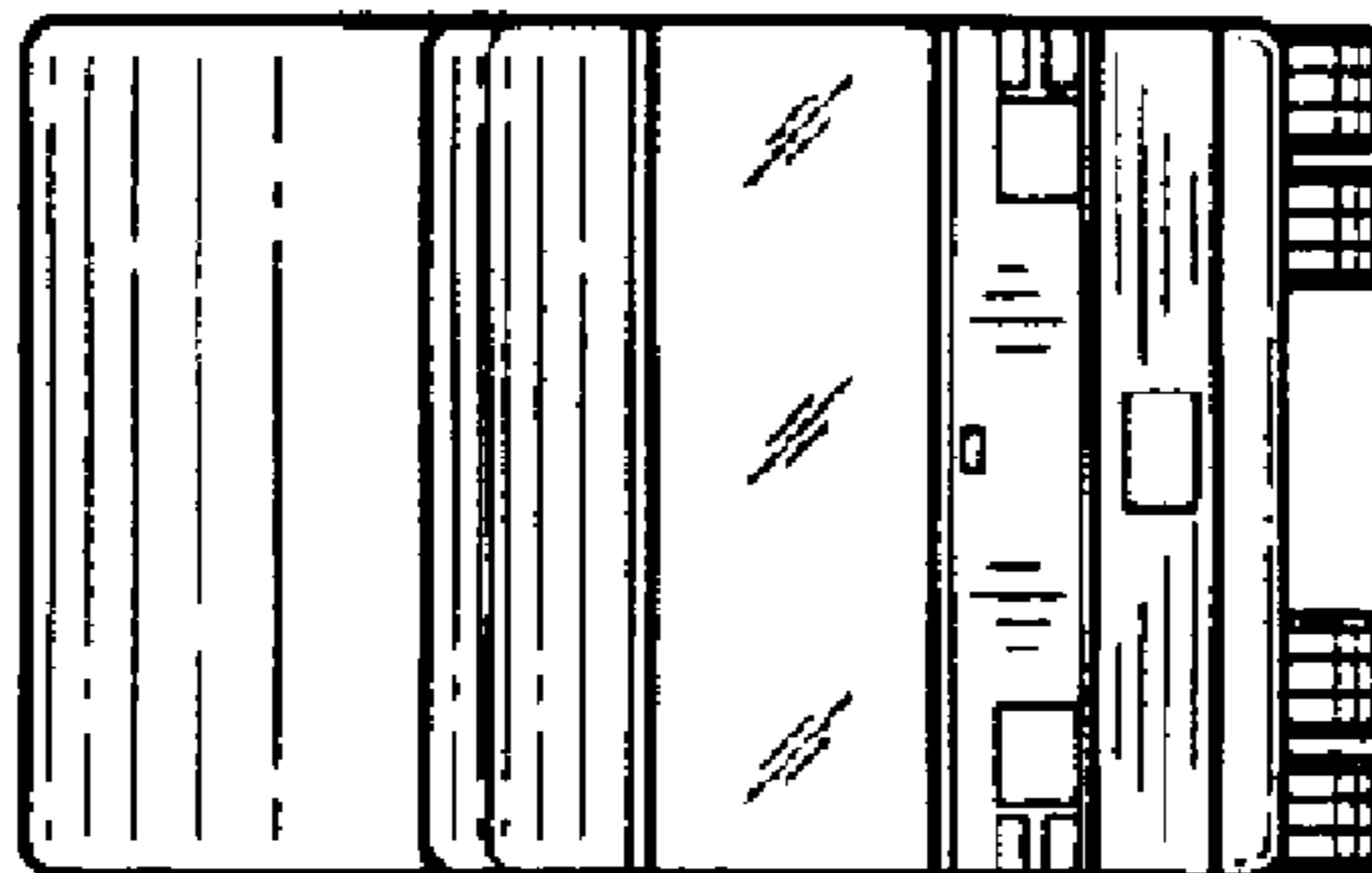


FIG. 4

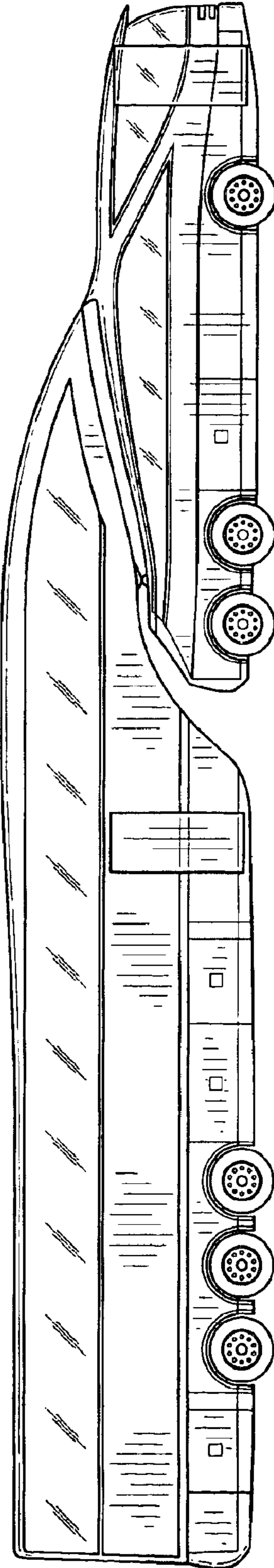


FIG. 5




FIG. 6




FIG. 7