



US00D510298S

(12) **United States Design Patent**
Hamada et al.

(10) **Patent No.:** **US D510,298 S**
(45) **Date of Patent:** **** Oct. 4, 2005**

(54) **SLIDER FOR SLIDE FASTENER**
(75) Inventors: **Yoshikazu Hamada**, Toyama-Ken (JP);
Yuichi Iwase, Toyama-Ken (JP);
Keiichi Keyaki, Toyama-Ken (JP);
Kenataro Yamamoto, Toyama-Ken (JP)

D403,987 S * 1/1999 Minato D11/221
D469,384 S * 1/2003 Iwase et al. D11/221
D498,434 S * 11/2004 Iwase D11/221

* cited by examiner

(73) Assignee: **YKK Corporation**, Tokyo (JP)

Primary Examiner—Ralf Seifert
(74) *Attorney, Agent, or Firm*—Michael S. Leonard;
Everest Intellectual Property Law Group

(**) Term: **14 Years**

(57) **CLAIM**

(21) Appl. No.: **29/199,915**

We claim the ornamental design for a slider for slide fastener, as shown and described.

(22) Filed: **Feb. 19, 2004**

DESCRIPTION

(30) **Foreign Application Priority Data**

Aug. 19, 2003 (JP) 2003-023939

(51) **LOC (8) Cl.** **02-07**

(52) **U.S. Cl.** **D11/221**

(58) **Field of Search** D11/200, 201,
D11/221; 24/415–417, 419, 421, 427–431,
381–382, 385, 387, 433; 3/5

FIG. 1 is a front elevational view of a slider for slide fastener of the claimed design.

FIG. 2 is a rear elevational view of the slider for slide fastener of FIG. 1.

FIG. 3 is a top plan view of the slider for slide fastener of FIG. 1.

FIG. 4 is a bottom plan view of the slider for slide fastener of FIG. 1.

FIG. 5 is a right side elevational view of the slider for slide fastener of FIG. 1, the left side view being a mirror image; and,

FIG. 6 is a perspective view of the slider for slide fastener of FIG. 1.

(56) **References Cited**

U.S. PATENT DOCUMENTS

3,225,405 A * 12/1965 Moser 24/423
5,090,096 A * 2/1992 Terada et al. 24/431
D366,230 S * 1/1996 Aoki D11/221

1 Claim, 3 Drawing Sheets

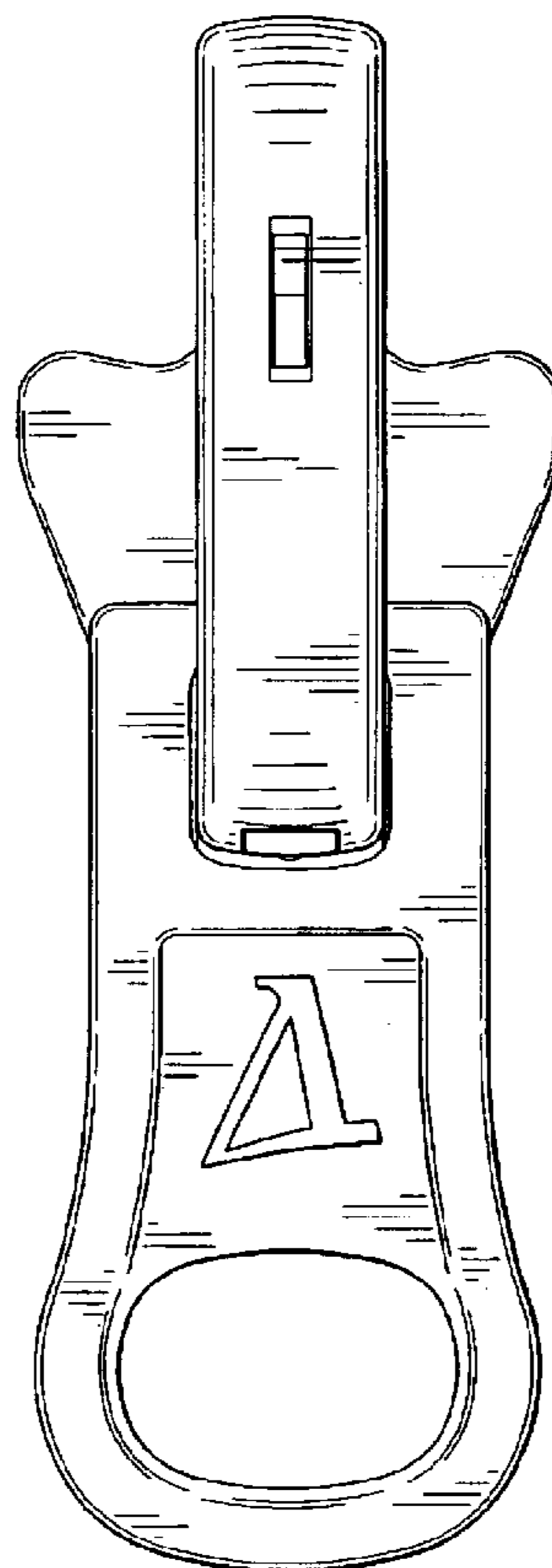


FIG.1

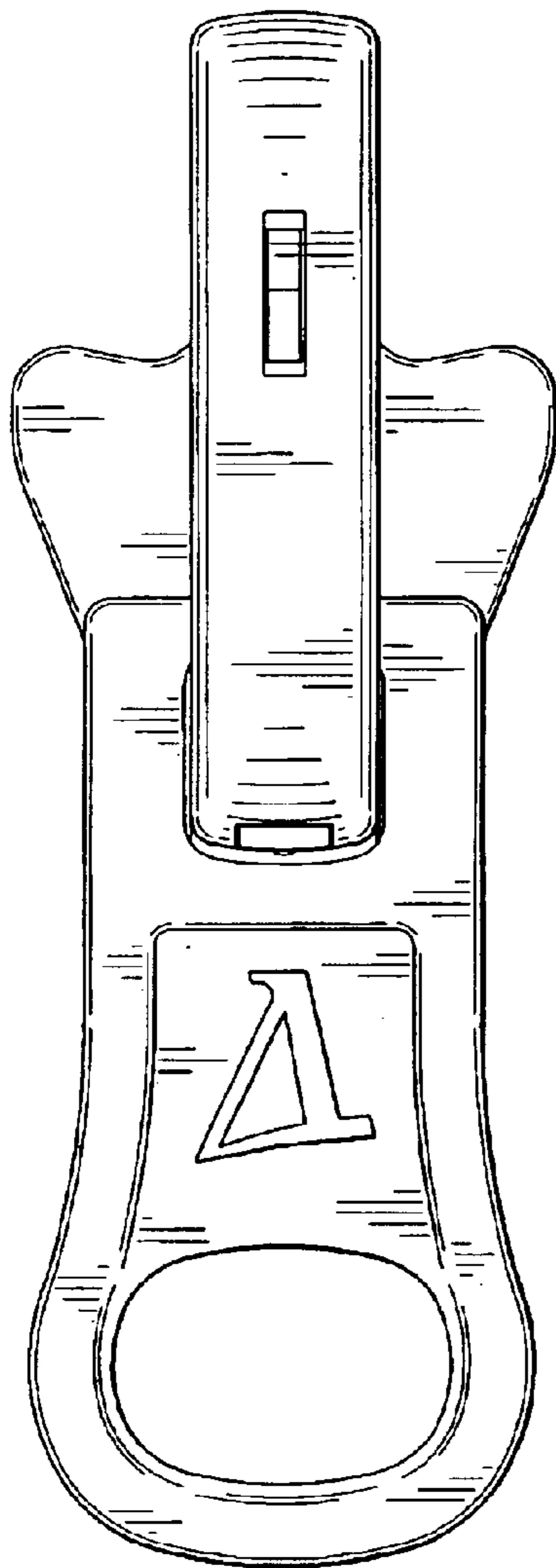


FIG.2

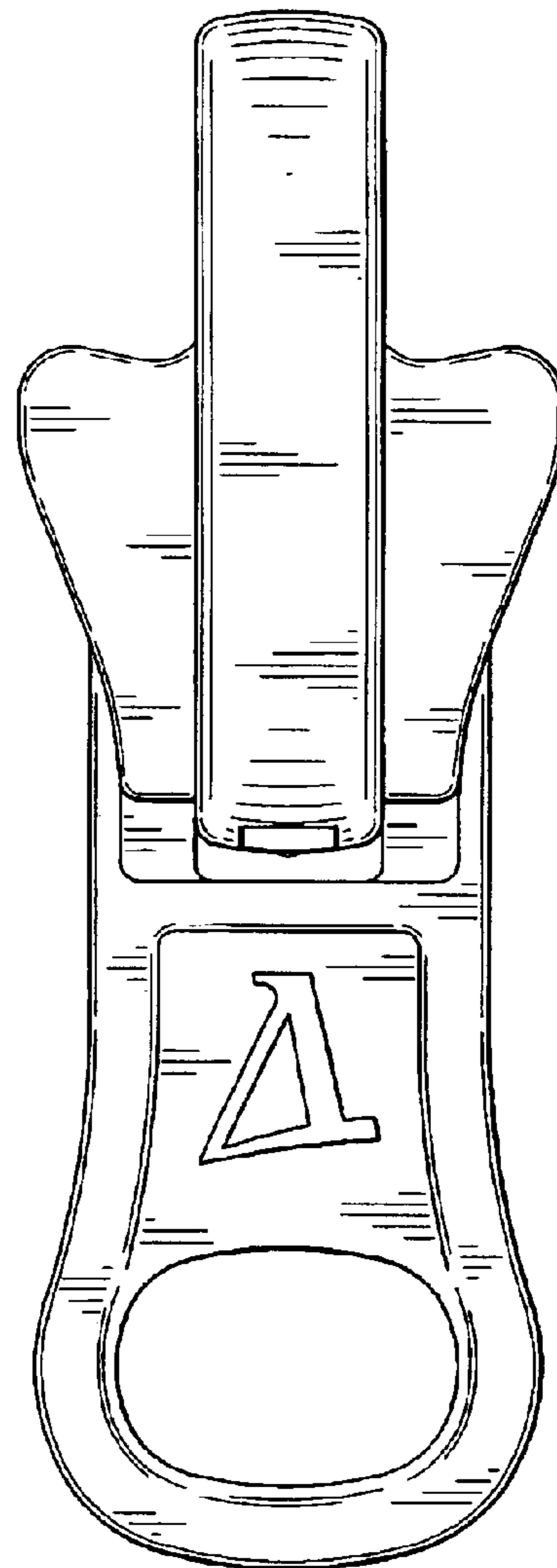


FIG.3

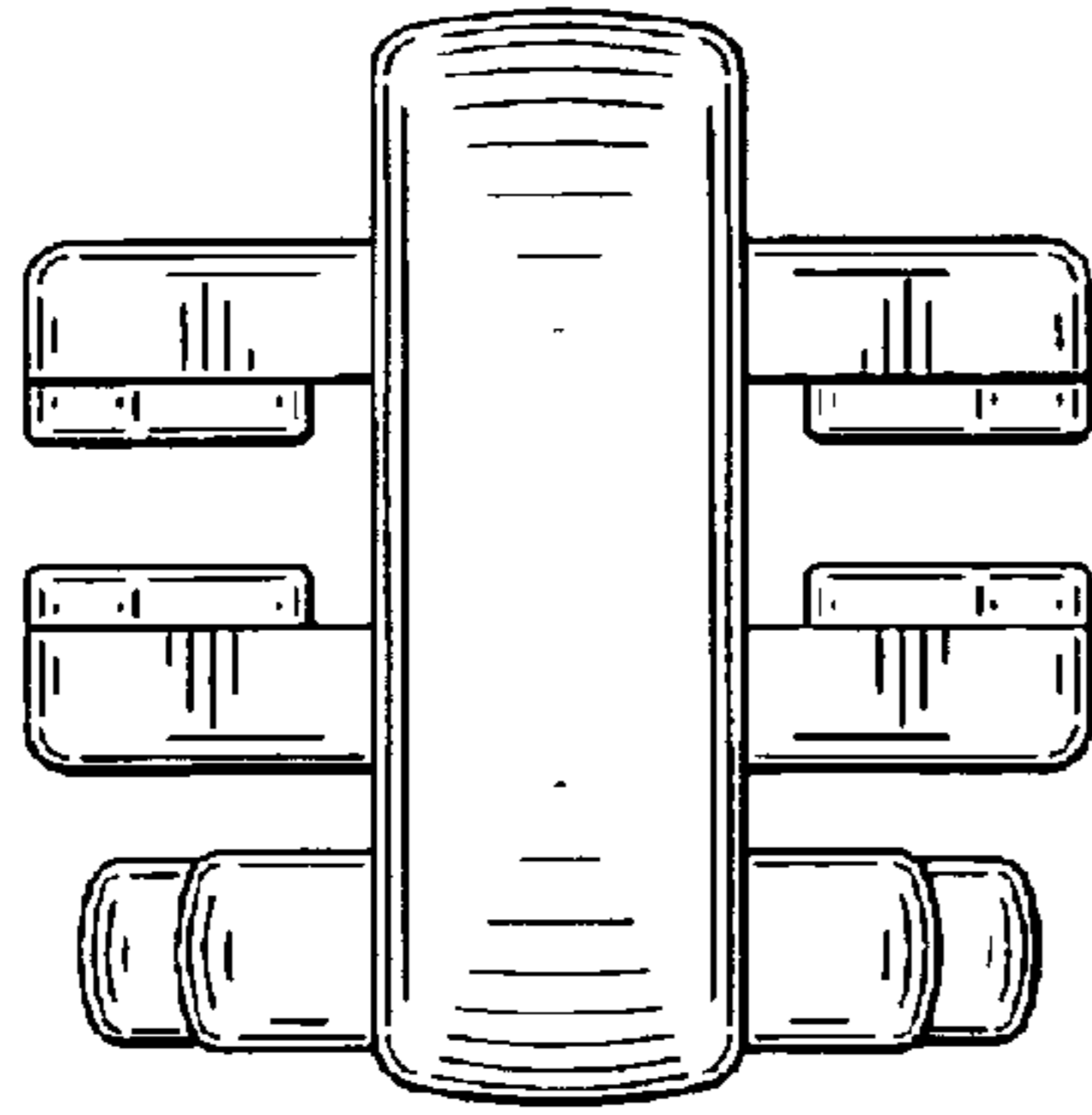


FIG.4

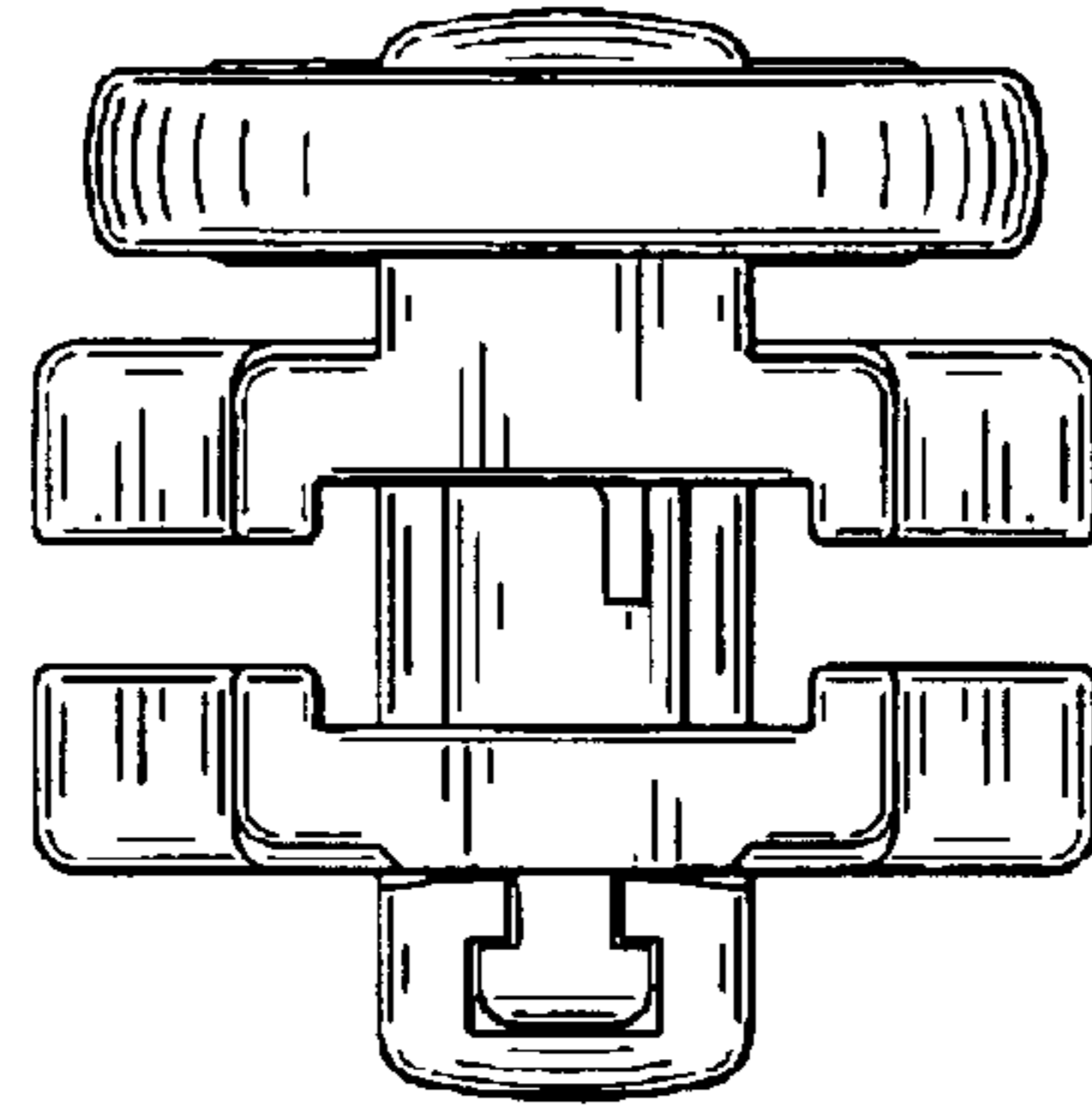


FIG.5

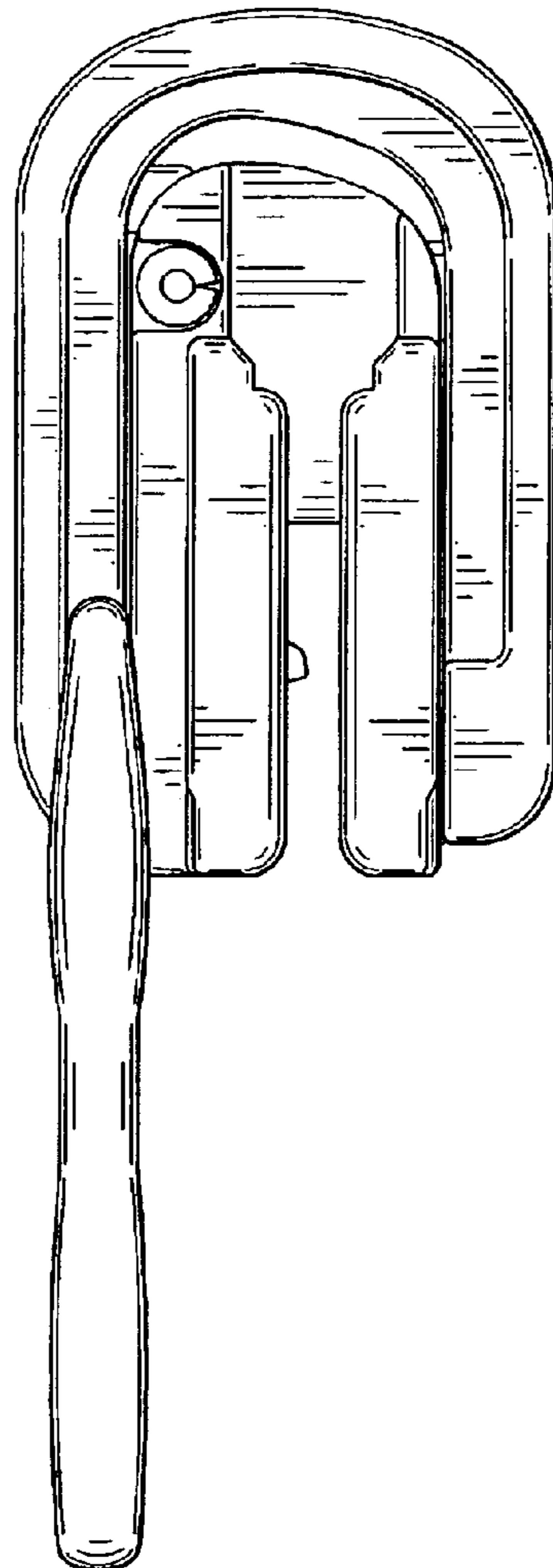


FIG. 6

