

US00D510291S

(12) **United States Design Patent**
Calvani

(10) **Patent No.:** **US D510,291 S**
(45) **Date of Patent:** **** Oct. 4, 2005**

(54) **WATCH BRACELET PORTION**

(75) **Inventor:** **Maria Cristina Calvani**, Cologny (CH)

(73) **Assignee:** **Rolex Watch U.S.A. Inc.**, New York, NY (US)

(**) **Term:** **14 Years**

(21) **Appl. No.:** **29/193,528**

(22) **Filed:** **Nov. 10, 2003**

(30) **Foreign Application Priority Data**

May 15, 2003 (CH) 129695

(51) **LOC (8) Cl.** **11-01**

(52) **U.S. Cl.** **D11/16; D11/3**

(58) **Field of Search** D11/1-25, 93-94;
59/78, 79.2, 80-84; 63/1.11, 3, 3.1, 3.2,
5.1-5.2, 7-11; D10/32; 224/175

(56) **References Cited**

U.S. PATENT DOCUMENTS

D361,282 S * 8/1995 Bulgari D10/32
D376,545 S * 12/1996 Bulgari D10/32
D386,710 S * 11/1997 Pandel D11/24

OTHER PUBLICATIONS

Muller Frank watch design (1 sheet) (no date).

Cartier watch design (1 sheet) (no date).

Cartier Pasha watch design (1 sheet) (no date).

* cited by examiner

Primary Examiner—Ralf Seifert

(74) *Attorney, Agent, or Firm*—Morgan & Finnegan LLP

(57) **CLAIM**

I claim the ornamental design for a watch bracelet portion, as shown and described.

DESCRIPTION

FIG. 1 is a perspective view illustrating the top, front and left side of a design of the watch bracelet portion;

FIG. 2 is a top plan view thereof;

FIG. 3 is a bottom plan view thereof;

FIG. 4 is a front elevational view thereof;

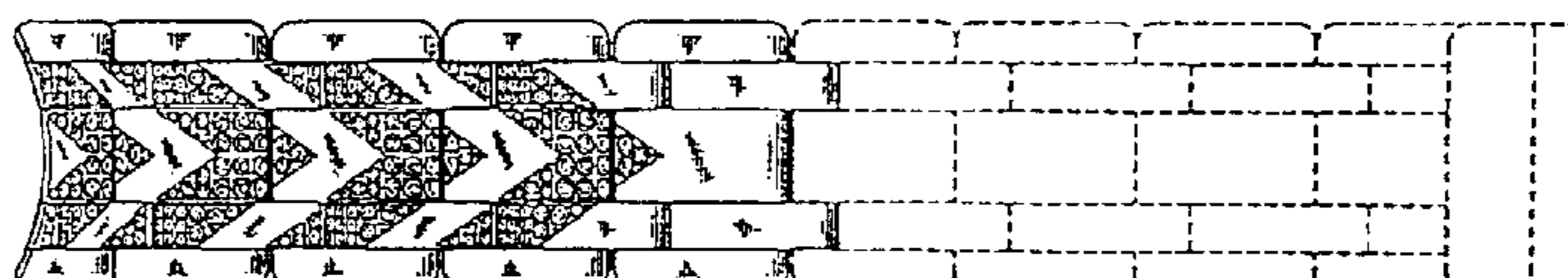
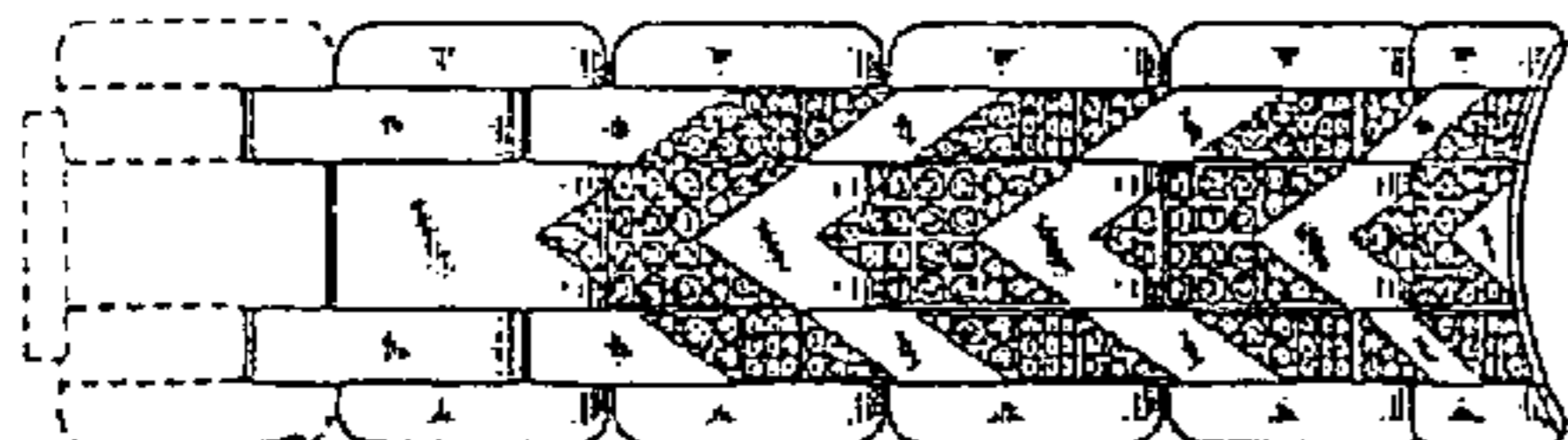
FIG. 5 is a rear elevational view thereof;

FIG. 6 is right side elevational view thereof; and,

FIG. 7 is left side elevational view thereof.

The broken-line disclosure in the above referenced figures illustrate an example intended environment for illustrative purposes only and forms no part of the claimed design.

1 Claim, 2 Drawing Sheets



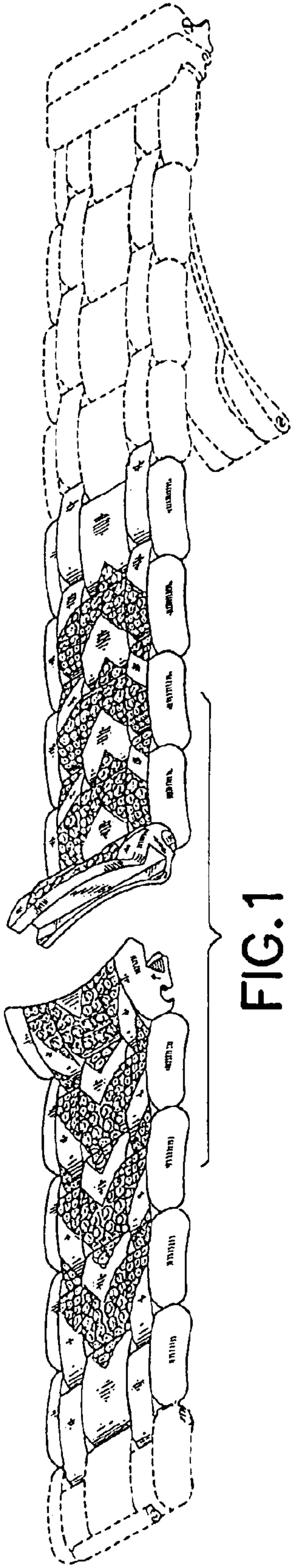


FIG. 1

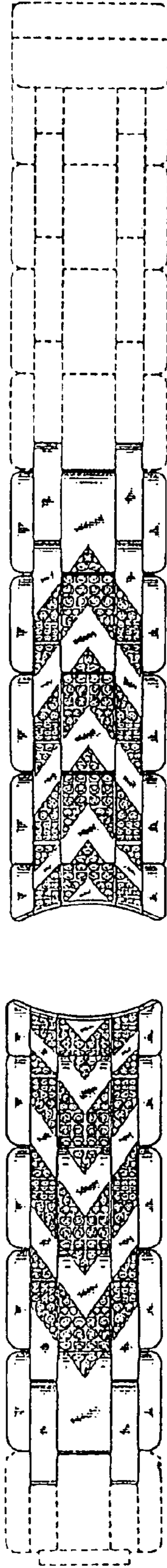


FIG. 2

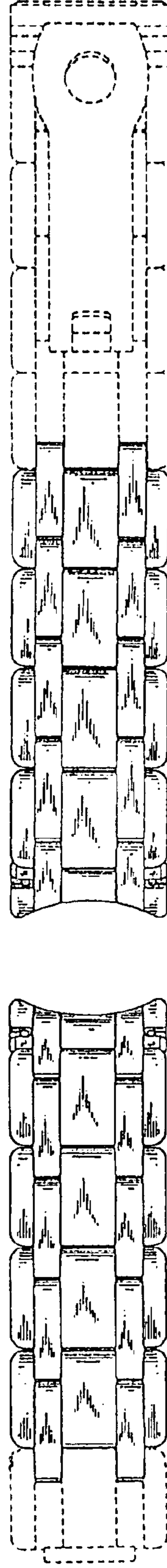


FIG. 3

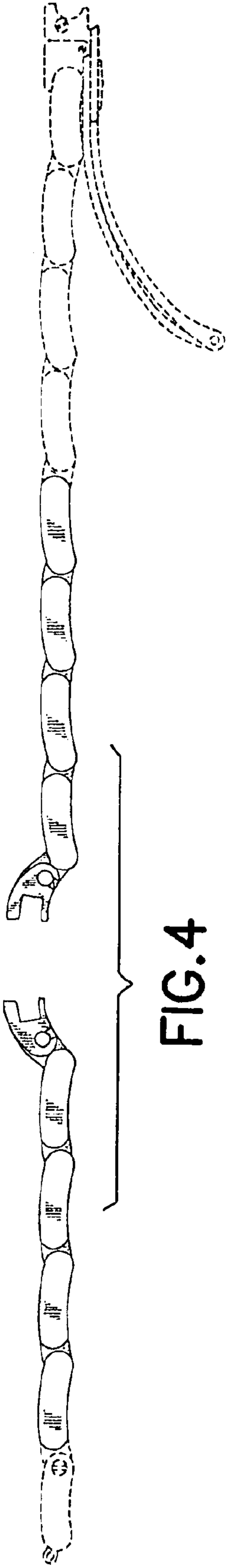


FIG. 4

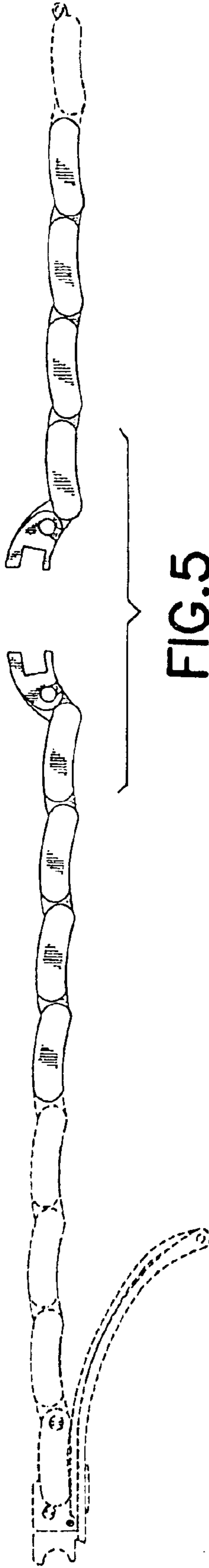


FIG. 5

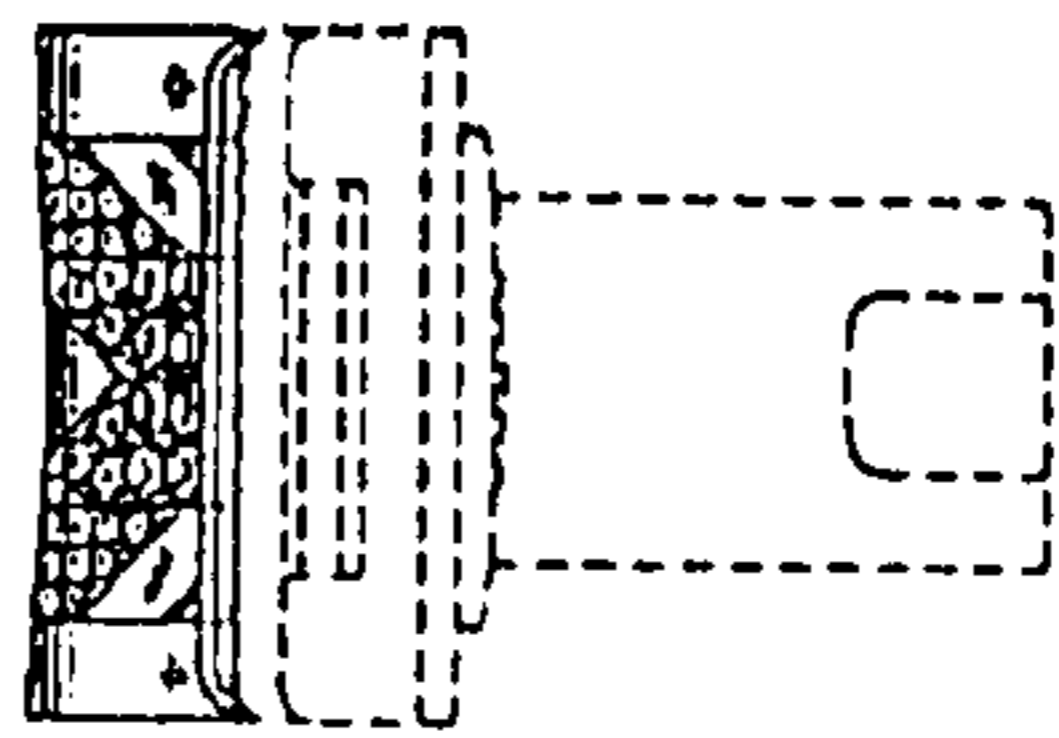


FIG. 6

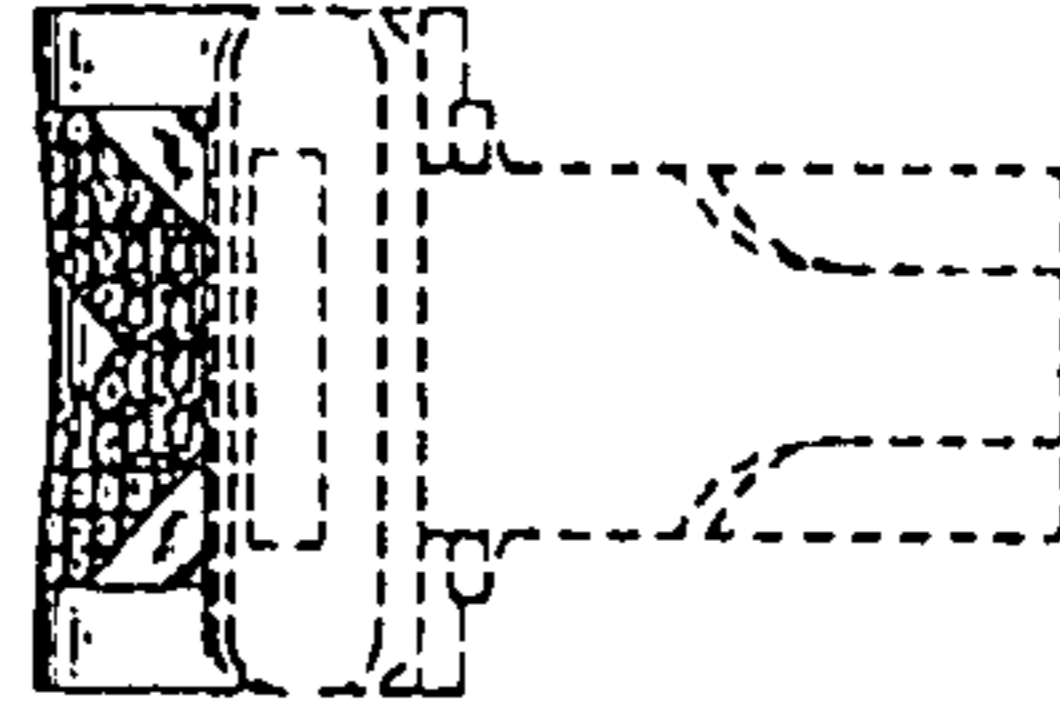


FIG. 7