



US00D510286S

(12) **United States Design Patent**
Manning

(10) **Patent No.:** **US D510,286 S**
(45) **Date of Patent:** **** Oct. 4, 2005**

(54) **RULER**

(76) **Inventor:** **Stephen R. Manning**, 306 Dryden La.,
Buda, TX (US) 78610

(**) **Term:** **14 Years**

(21) **Appl. No.:** **29/204,767**

(22) **Filed:** **May 5, 2004**

Related U.S. Application Data

(63) Continuation-in-part of application No. 29/186,139, filed on
Jul. 14, 2003, now abandoned.

(51) **LOC (8) Cl.** **10-04**

(52) **U.S. Cl.** **D10/71**

(58) **Field of Search** D10/71; 33/483-494

(56) **References Cited**

U.S. PATENT DOCUMENTS

977,537	A	*	12/1910	Nunez	33/1	N
1,249,049	A	*	12/1917	Eifel	33/486	
3,040,168	A		6/1962	Stearns			
D239,093	S	*	3/1976	Balla	D10/71	
5,469,342	A		11/1995	Chien			
D398,869	S	*	9/1998	Taylor	D10/71	
D399,148	S	*	10/1998	Bedol	D10/71	
D399,769	S	*	10/1998	Taylor	D10/71	

D406,539	S	*	3/1999	O'Neil	D10/71	
6,059,414	A		5/2000	Tsai			
6,115,932	A		9/2000	Fedora			
6,205,671	B1		3/2001	Langmaid			
6,243,958	B1		6/2001	Ringley, Jr.			
6,415,521	B1		7/2002	Schnell			
D478,519	S	*	8/2003	Black	D10/71	

* cited by examiner

Primary Examiner—Antoine D. Davis

(74) *Attorney, Agent, or Firm*—Stephen R. Greiner

(57) **CLAIM**

The ornamental design for a ruler, as shown and described.

DESCRIPTION

FIG. 1 is a perspective view of a ruler showing my new design;

FIG. 2 is a front elevational view thereof;


FIG. 3 is a rear elevational view thereof;

FIG. 4 is a top view with the bottom view being a mirror image thereof; and,

FIG. 5 is a right side elevational view with the left side being a mirror image thereof.

The front of the ruler is transparent so as to allow the opaque rear surface thereof bearing rulings to be viewed from the front.

1 Claim, 1 Drawing Sheet



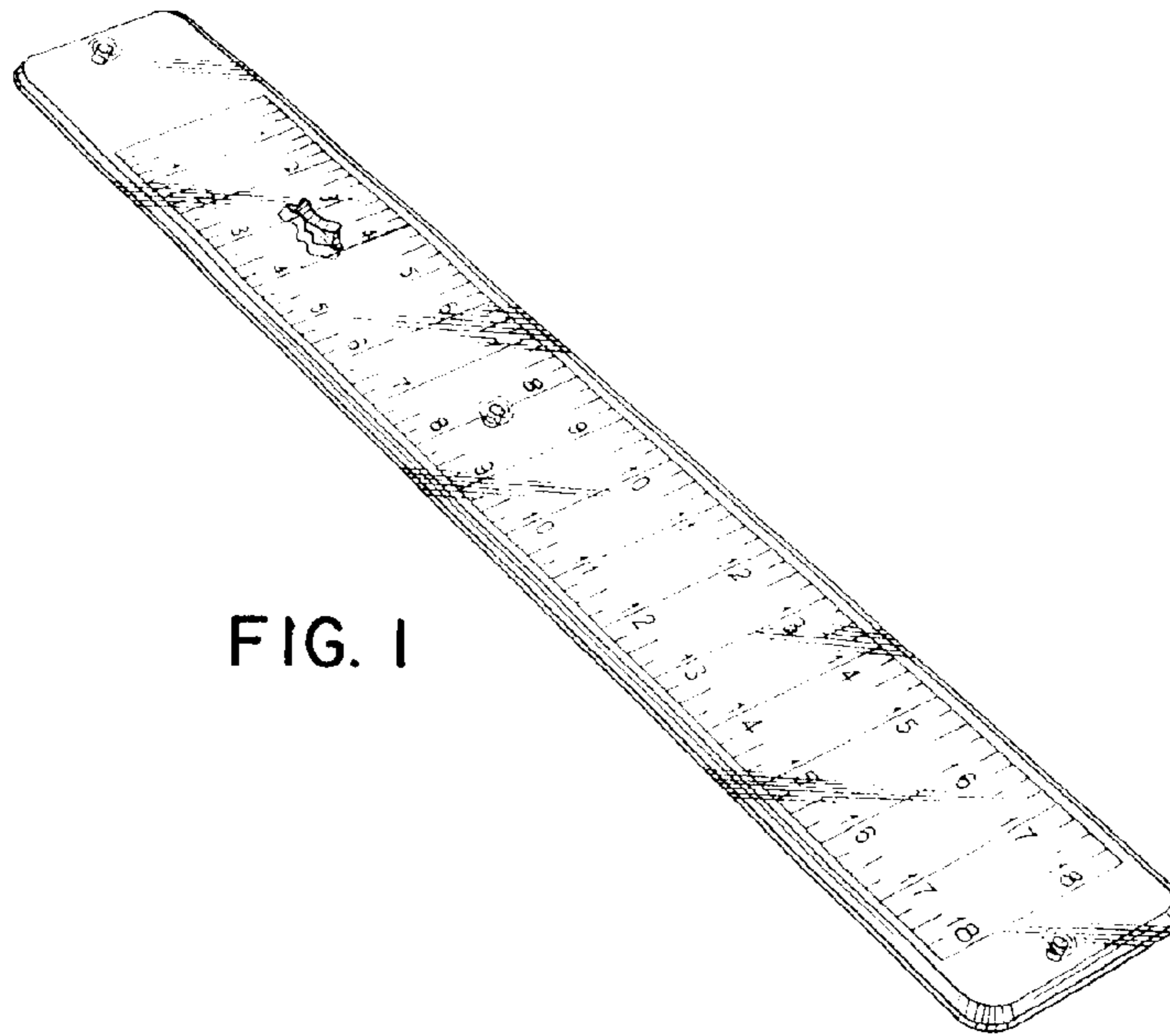


FIG. 1

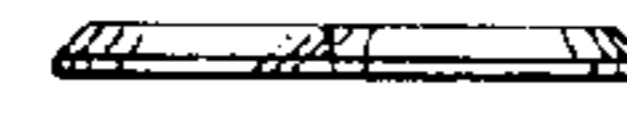


FIG. 5

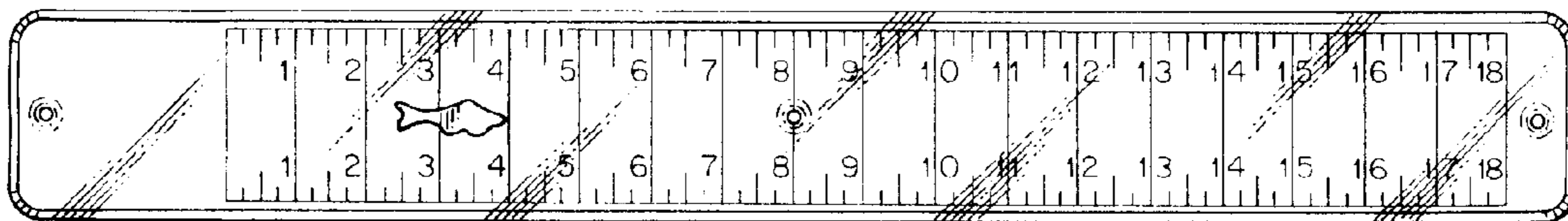


FIG. 2

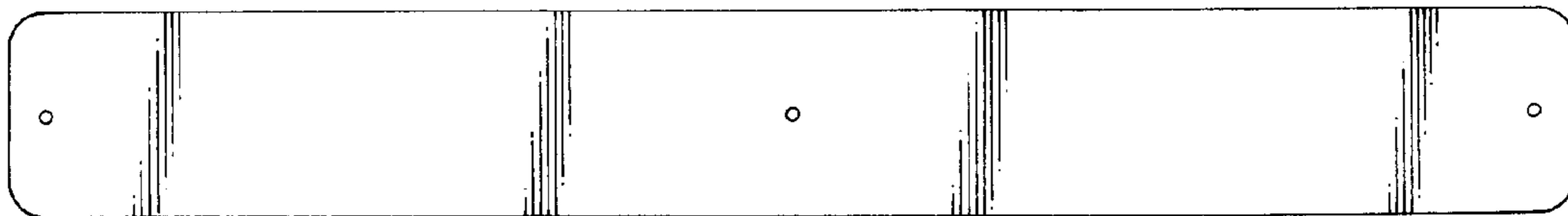


FIG. 3

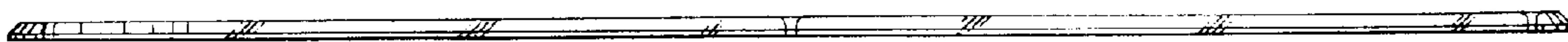


FIG. 4