



US00D510282S

(12) **United States Design Patent**
Modolo

(10) **Patent No.:** **US D510,282 S**

(45) **Date of Patent:** **** Oct. 4, 2005**

(54) **WRISTWATCH**

D497,111 S * 10/2004 Modolo D10/32
D501,639 S * 2/2005 Modolo D10/32

(75) **Inventor:** **Dino Modolo**, La Chaux-de-Fonds
(CH)

* cited by examiner

(73) **Assignee:** **Luxury Timepieces International SA**,
Cortailod (CH)

Primary Examiner—Nelson C. Holtje
(74) *Attorney, Agent, or Firm*—Sughrue Mion, PLLC

(**) **Term:** **14 Years**

(57) **CLAIM**

(21) **Appl. No.:** **29/216,875**

The ornamental design for a wristwatch, as shown.

(22) **Filed:** **Nov. 10, 2004**

DESCRIPTION

(30) **Foreign Application Priority Data**

May 11, 2004 (CH) 130723

FIG. 1 is a perspective view of the front and right side of a wristwatch showing my new design;

(51) **LOC (8) Cl.** **10-02**

FIG. 2 is a front elevational view thereof;

(52) **U.S. Cl.** **D10/32**

FIG. 3 is a rear elevational view thereof;

(58) **Field of Search** D10/1-39, 122-132;
368/276-277, 281-282, 285, 293-295;
D11/3-25; 63/1.1, 3, 5, 11; 224/164, 168,
178

FIG. 4 is a right side elevational view thereof;

FIG. 5 is a left side elevational view thereof;

FIG. 6 is a top plan view thereof; and,

FIG. 7 is a bottom plan view thereof.

(56) **References Cited**

U.S. PATENT DOCUMENTS

D419,892 S * 2/2000 Bulgari D10/32

1 Claim, 2 Drawing Sheets



FIG. 1



FIG. 2




FIG. 3




FIG. 4



FIG. 6




FIG. 5



FIG. 7

