

US00D510276S

(12) **United States Design Patent**
de France

(10) **Patent No.:** **US D510,276 S**

(45) **Date of Patent:** **** Oct. 4, 2005**

(54) **BOTTLE**

(75) **Inventor:** **Sylvie de France, Paris (FR)**

(73) **Assignee:** **Salvatore Ferragamo Italia S.p.A.,
Florence (IT)**

(**) **Term:** **14 Years**

(21) **Appl. No.:** **29/205,810**

(22) **Filed:** **May 21, 2004**

(30) **Foreign Application Priority Data**

Jan. 21, 2004 (EM) 130190

(51) **LOC (8) Cl.** **09-01**

(52) **U.S. Cl.** **D9/682; D9/566**

(58) **Field of Search** D9/448, 566, 640,
D9/682, 686-688, 691-694, 727; D28/83,
90, 91.1; 222/399, 400.5, 402.1, 402.2,
402.25, 411

(56) **References Cited**

U.S. PATENT DOCUMENTS

- 2,134,427 A * 10/1938 Biderman 229/162.5
- D198,105 S * 4/1964 Ferree D9/640
- D203,787 S * 2/1966 Dyer D83/1
- D242,692 S * 12/1976 Mitchell D9/529
- D243,067 S * 1/1977 Mitchell D9/529
- D244,084 S * 4/1977 Mitchell D9/544
- D258,867 S * 4/1981 Gentili D9/531
- D260,733 S * 9/1981 Meyer et al. D9/572

- 5,100,017 A * 3/1992 Ishinabe et al. 220/669
- 5,201,438 A * 4/1993 Norwood 220/666
- D400,801 S * 11/1998 Gager et al. D9/569
- D405,684 S * 2/1999 Gager et al. D9/686
- D411,459 S * 6/1999 Gager et al. D9/556
- 6,189,724 B1 * 2/2001 Lin 220/674
- D487,555 S * 3/2004 Hurlbut D7/515

* cited by examiner

Primary Examiner—Prabhakar Deshmukh

Assistant Examiner—Jean E. McCormick

(74) *Attorney, Agent, or Firm*—Finnegan, Henderson,
Farabow, Garrett & Dunner, LLP

(57) **CLAIM**

The ornamental design for a bottle, as shown and described.

DESCRIPTION

FIG. 1 is a front perspective view of the bottle according to the design;

FIG. 2 is a rear perspective view of the bottle of FIG. 1;

FIG. 3 is a front elevational view thereof;

FIG. 4 is a rear elevational view thereof;

FIG. 5 is a left side view thereof;


FIG. 6 is a right side view thereof;

FIG. 7 is a top plan view thereof; and,

FIG. 8 is a bottom plan view thereof.

The broken lines depicting the shape of the interior cavity of the bottle are for illustrative purposes only and form no part of the claimed design.

1 Claim, 3 Drawing Sheets






FIG. 1

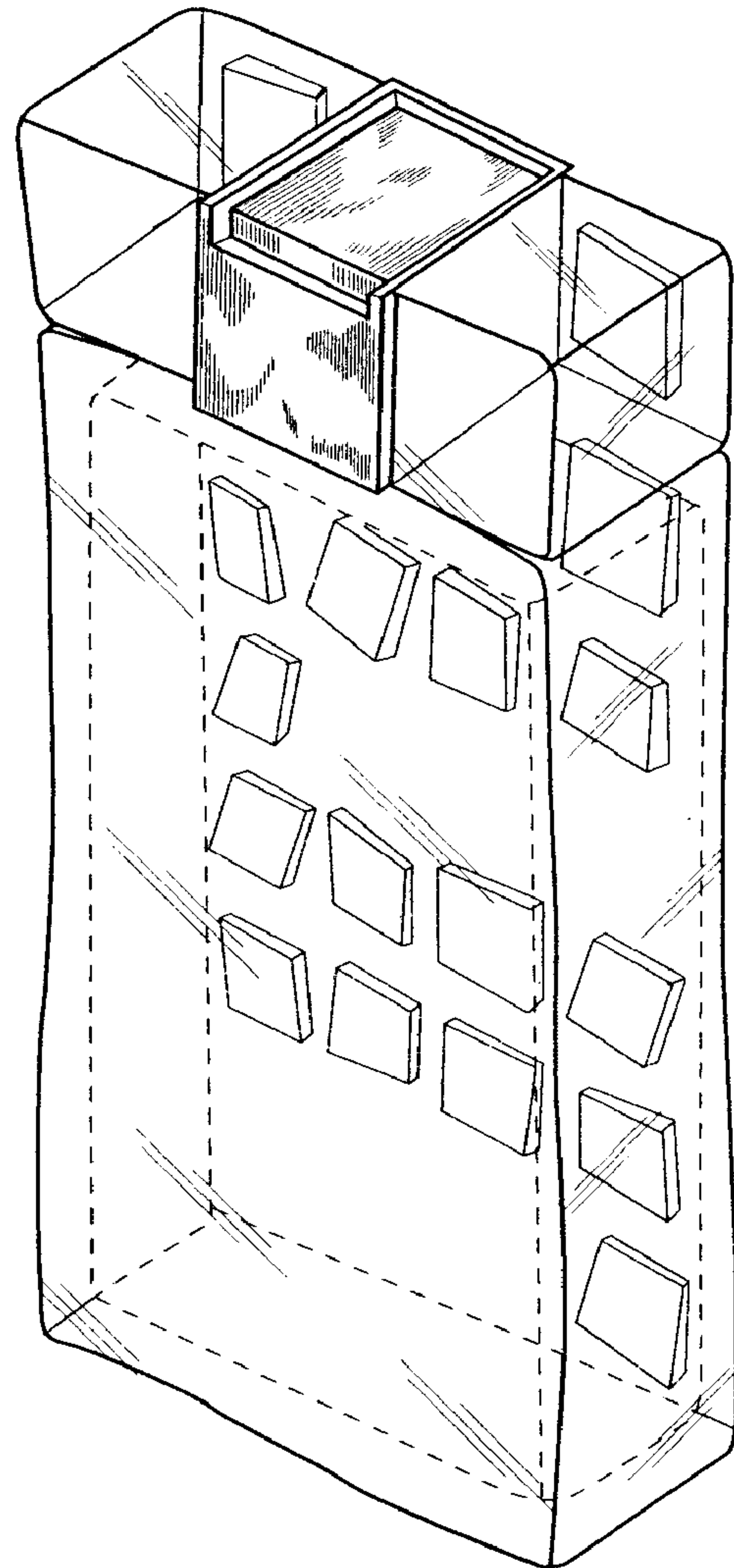


FIG. 2




FIG. 3




FIG. 4

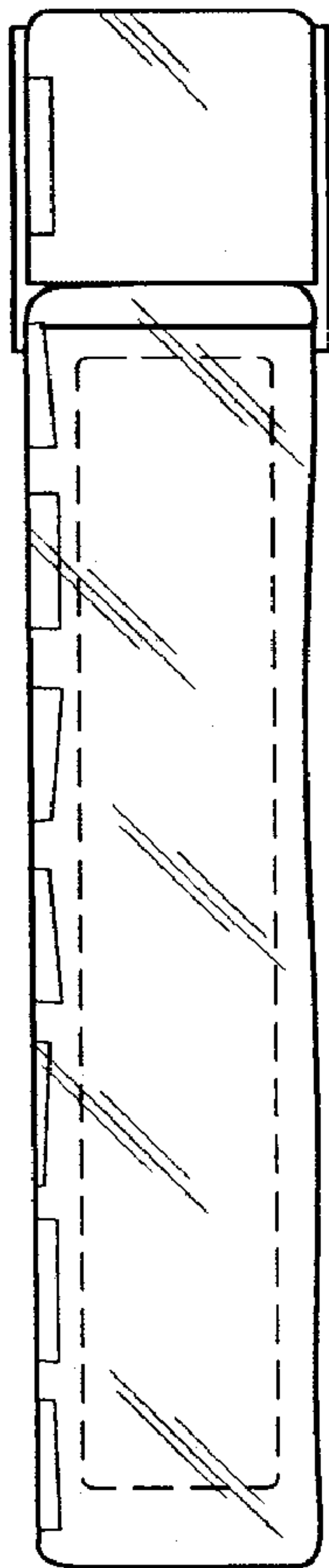


FIG. 5

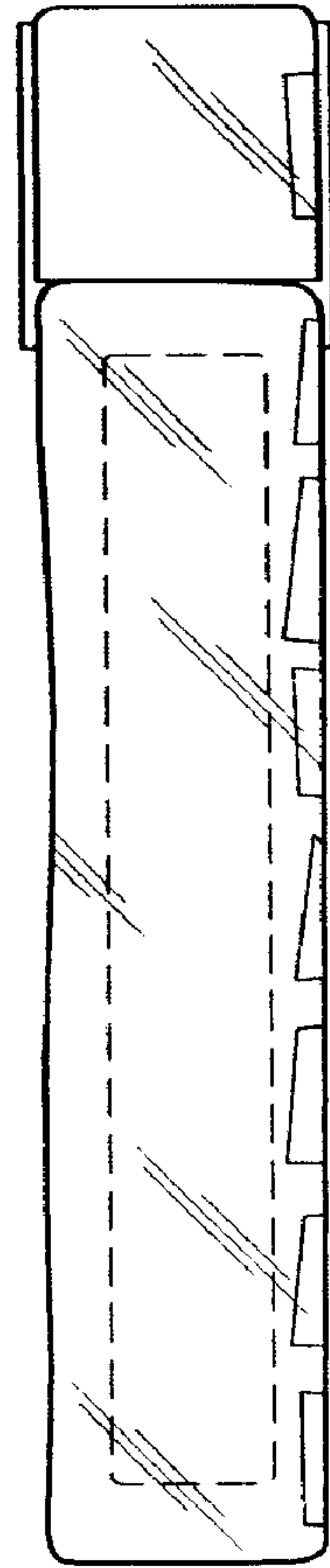


FIG. 6

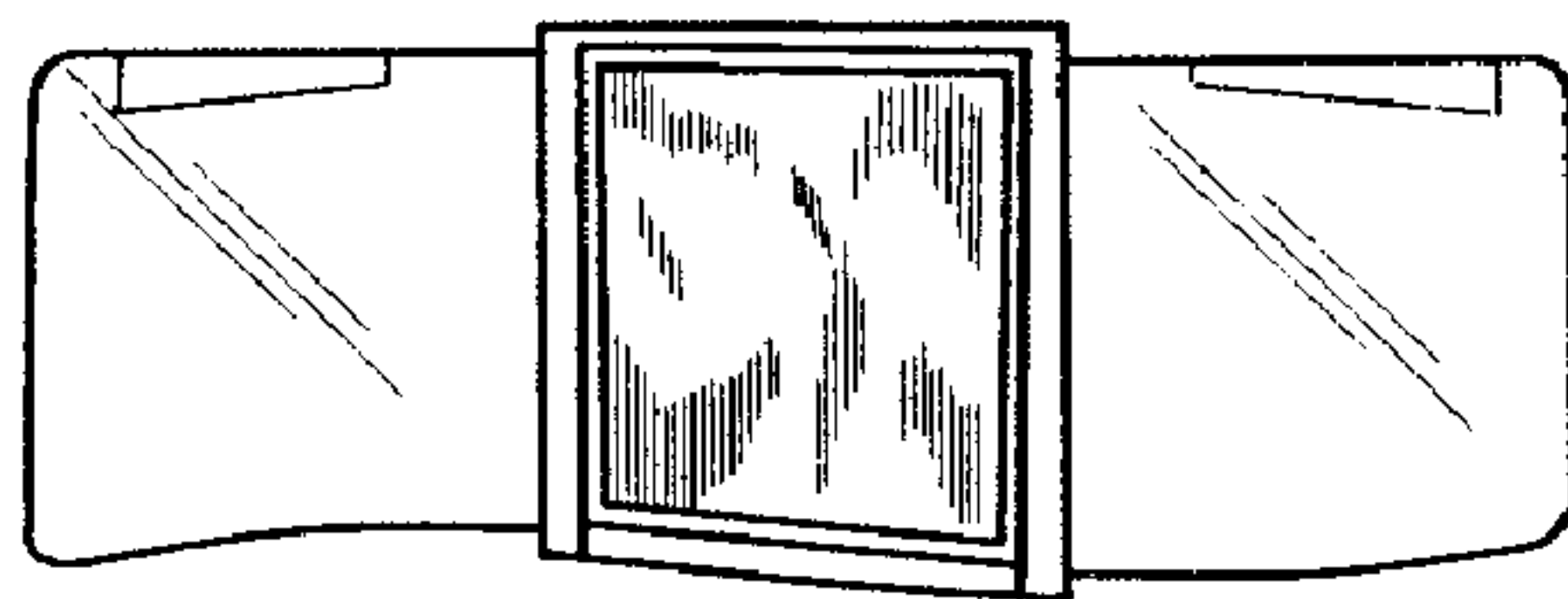


FIG. 7

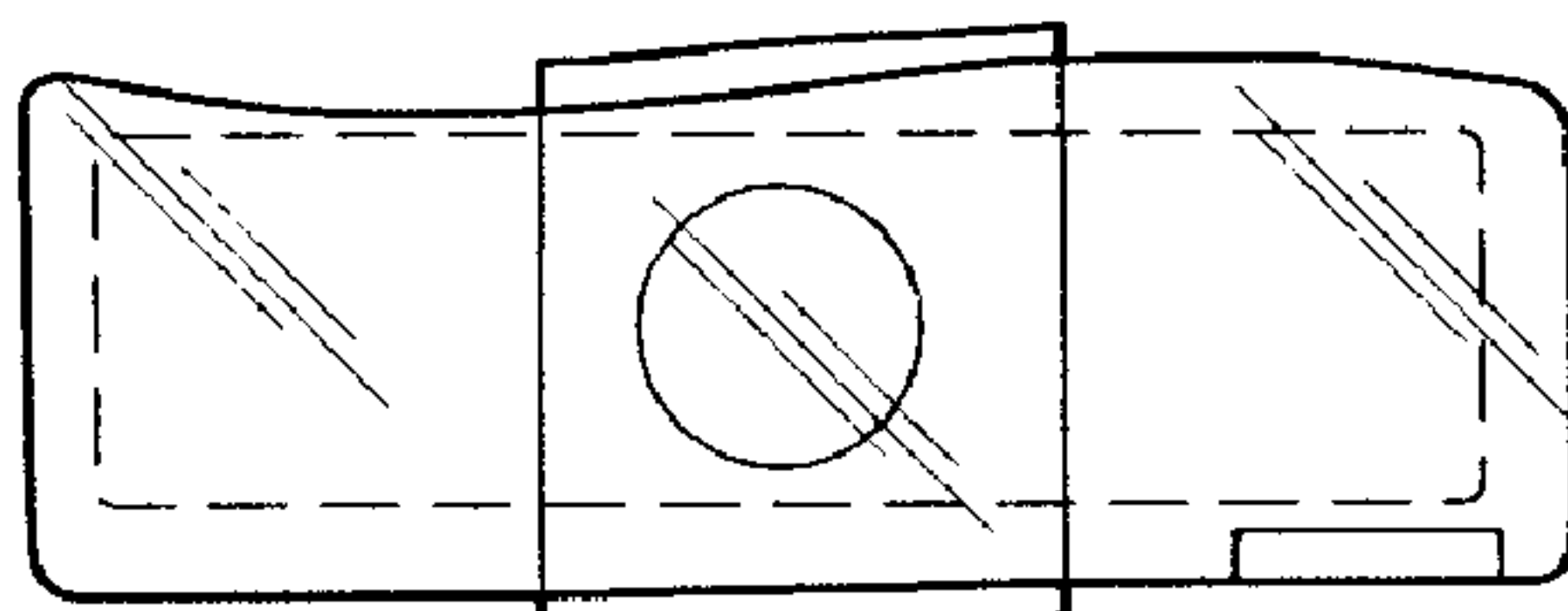


FIG. 8