



US00D510271S

(12) **United States Design Patent** (10) **Patent No.:** **US D510,271 S**
Mero et al. (45) **Date of Patent:** **** *Oct. 4, 2005**

(54) **BOTTLE**
(75) Inventors: **Christopher James Mero**, New Milford, CT (US); **Alex E. Gnann**, Wappingers Falls, NY (US)
(73) Assignee: **PepsiCo, Inc.**, Purchase, NY (US)
(*) Notice: This patent is subject to a terminal disclaimer.
(**) Term: **14 Years**
(21) Appl. No.: **29/194,914**
(22) Filed: **Dec. 3, 2003**
(51) **LOC (8) Cl.** **09-01**
(52) **U.S. Cl.** **D9/538; D9/552; D9/558**
(58) **Field of Search** D9/516, 537-539, D9/544-545, 549, 552, 554, 558, 565, 571, 574; 215/382-384, 396, 398, 400; D24/197

D414,112 S 9/1999 Waggaman et al. D9/520
D417,156 S 11/1999 Veyssiere D9/552
5,988,417 A 11/1999 Cheng et al. 215/383
D424,948 S 5/2000 Ullmo D9/540
D427,071 S 6/2000 Williams et al. D9/520
D429,166 S 8/2000 Ogg D9/552
D447,061 S 8/2001 Peek D9/549
D463,288 S 9/2002 Payer D9/552
D463,292 S 9/2002 Del Bianco D9/560
D465,727 S 11/2002 Duranthon
D466,023 S 11/2002 Eickmeier D9/552
D466,415 S 12/2002 Reis D9/552
6,497,333 B1 12/2002 Ellis et al. 215/383
D480,650 S 10/2003 Moore et al. D9/540
D493,370 S * 7/2004 Kamineni et al. D9/552
D494,473 S * 8/2004 Yourist D9/516
D496,280 S * 9/2004 Mero et al. D9/538

* cited by examiner

Primary Examiner—Carol Rademaker
(74) *Attorney, Agent, or Firm*—Lars S. Johnson; James D. Ryndak

(56) **References Cited**
U.S. PATENT DOCUMENTS

D67,464 S 6/1925 Johnson D9/552
D87,726 S 9/1932 Miller
D88,504 S 12/1932 Delaize D9/552
D96,106 S 7/1935 Fuerst
D99,839 S 5/1936 Hires, Jr. D9/552
D111,212 S 9/1938 Meyer D9/552
D179,173 S 11/1956 Wilson
D188,133 S 6/1960 Bindman
5,101,990 A 4/1992 Krishnakumar et al.
D356,736 S 3/1995 Armstrong D9/552
5,522,519 A 6/1996 Bergner et al. 215/382
5,593,056 A 1/1997 Mero et al. 215/382
D379,154 S 5/1997 Cox D9/540
D398,855 S 9/1998 Ito D9/537
D404,311 S 1/1999 Zimmer et al. D9/552
D409,493 S 5/1999 Waggaman et al. D9/520

(57) **CLAIM**

The ornamental design for a bottle, as shown and described.

DESCRIPTION

FIG. 1 is a perspective view of a bottle showing our new design
FIG. 2 is an elevational view thereof;
FIG. 3 is another elevational view rotated about 60° to the left as compared to FIG. 1;
FIG. 4 is a top plan view thereof; and,
FIG. 5 is a bottom view thereof.
The dashed line shown in the drawings is for illustrative purposes only and forms no part of the claimed design.
The dot-dash-dot line in the drawings defines the boundary of claim and forms no part of the claimed design.

1 Claim, 3 Drawing Sheets

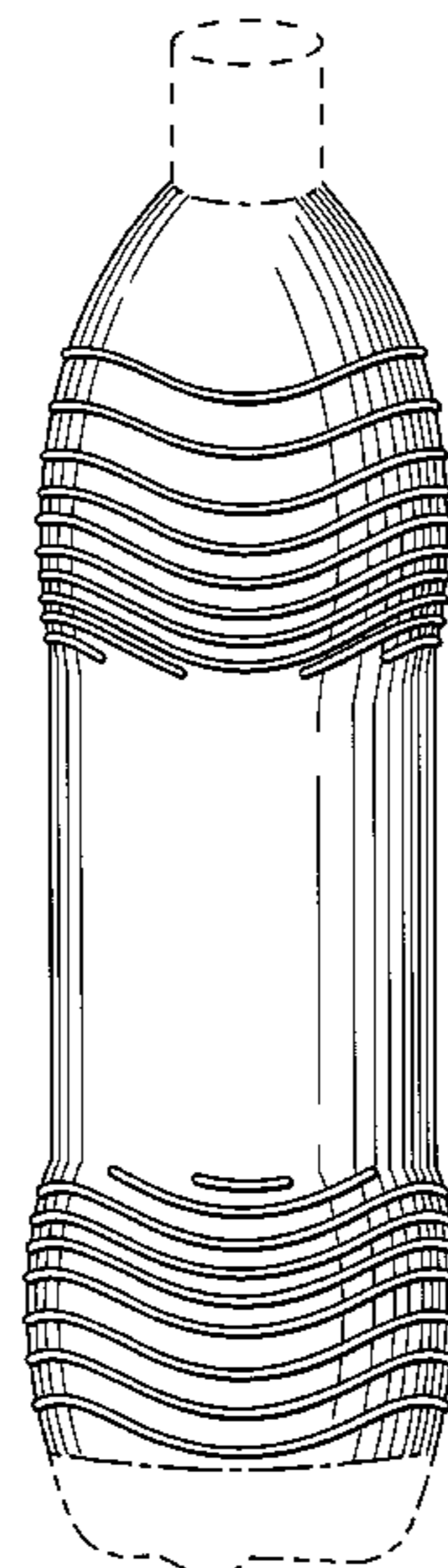


Fig. 1

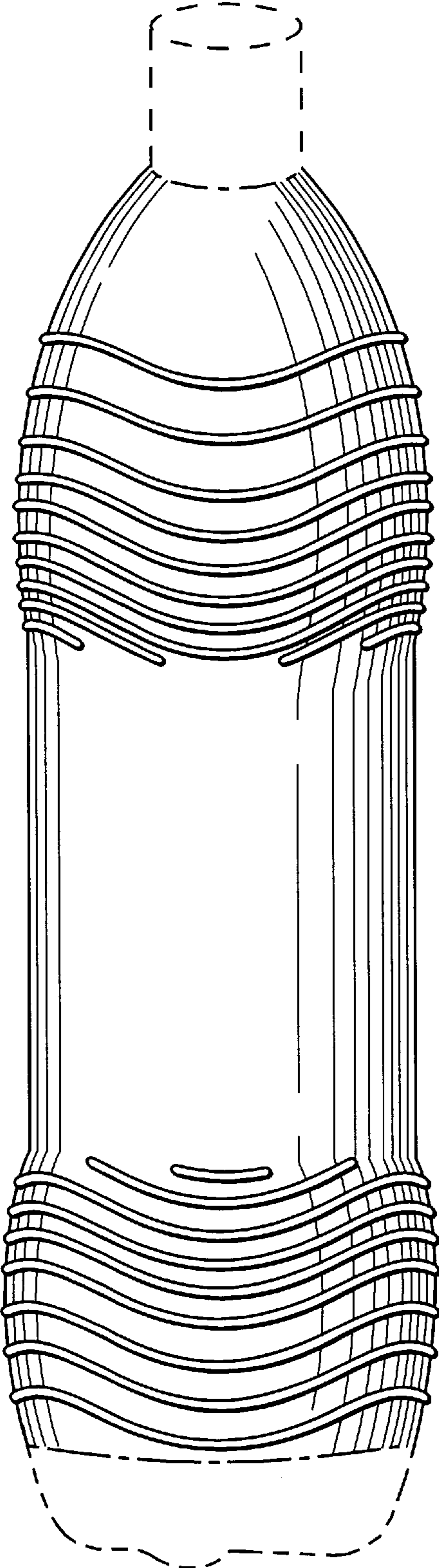


Fig. 2

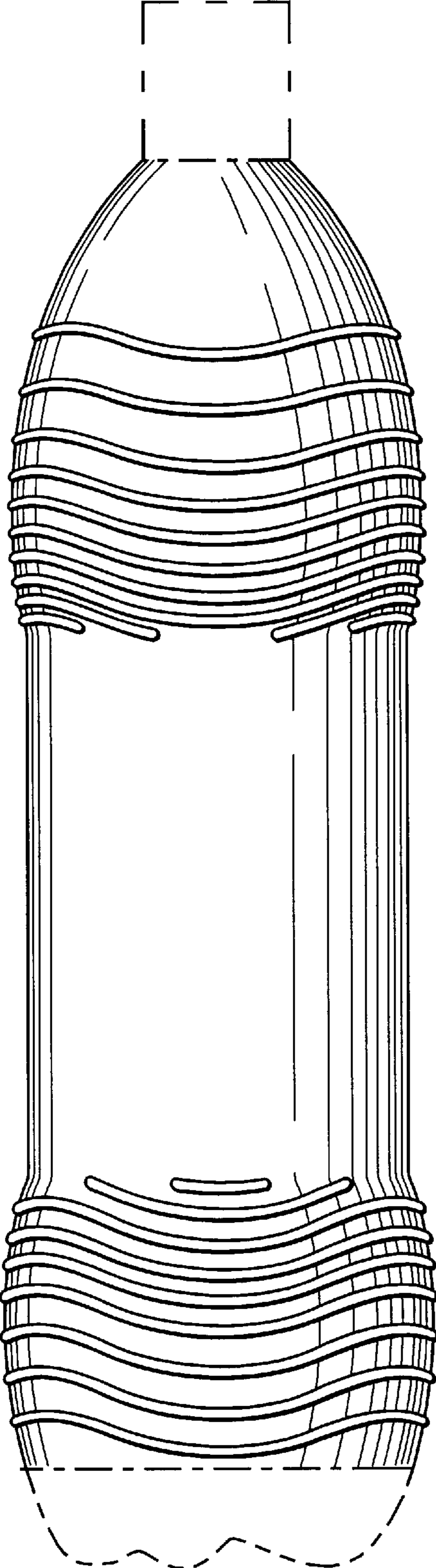


Fig. 3




Fig. 4

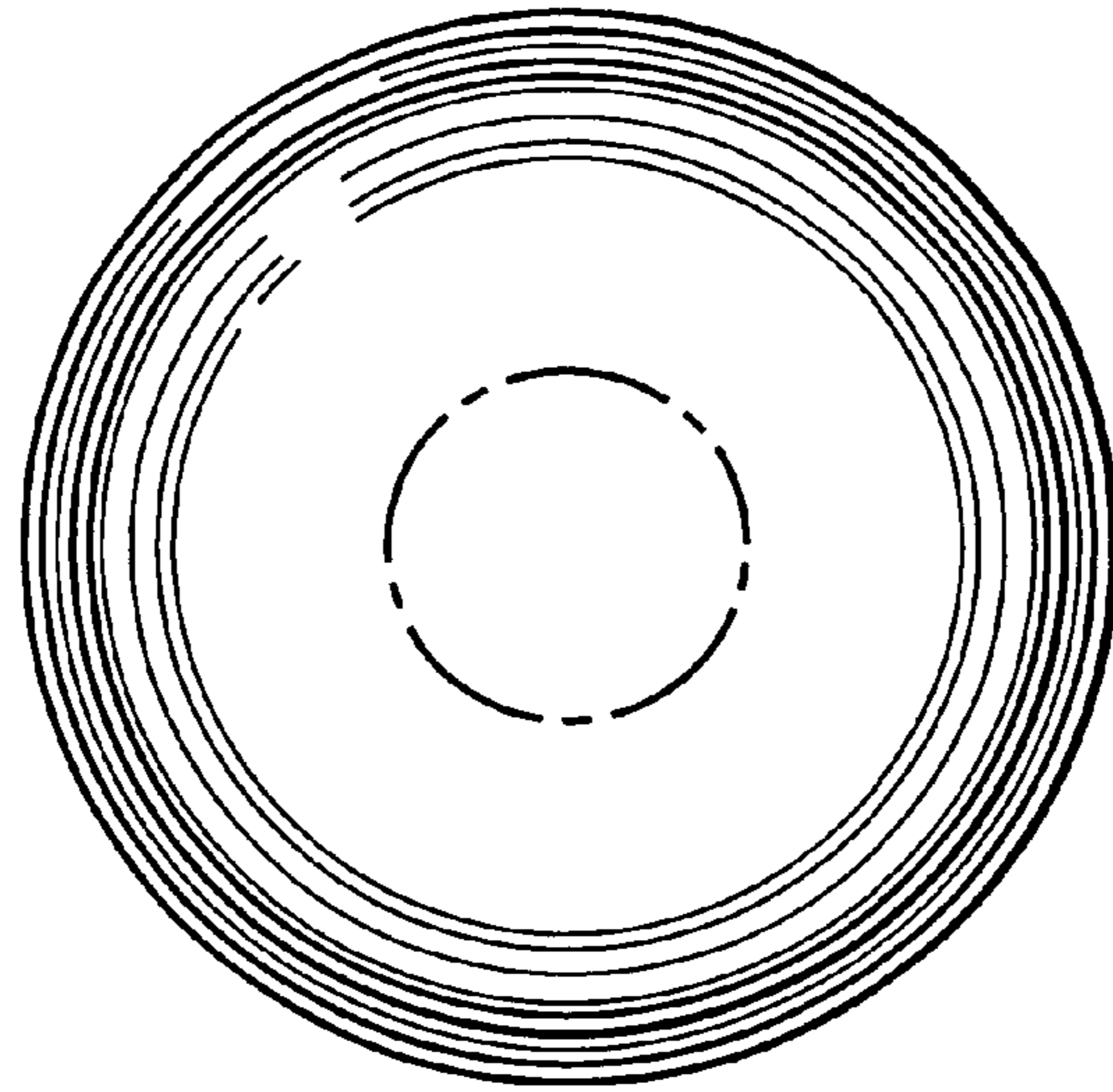


Fig. 5

