

US00D510260S

(12) **United States Design Patent**
Jennings et al.

(10) **Patent No.: US D510,260 S**
(45) **Date of Patent: ** Oct. 4, 2005**

(54) **WING NUT**

(75) Inventors: **Bob Jennings**, Des Moines, IA (US);
Robert McCracken, Des Moines, IA (US)

(73) Assignee: **Wilian Holding Company**, Des Moines, IA (US)

(**) Term: **14 Years**

(21) Appl. No.: **29/186,045**

(22) Filed: **Jul. 8, 2003**

(51) **LOC (8) Cl.** **08-08**

(52) **U.S. Cl.** **D8/398**

(58) **Field of Search** D8/382, 387, 397,
D8/398, 399; 411/81, 98, 103, 106, 145,
146, 172, 179, 197, 204, 248, 337, 338,
368, 371.2, 372.5, 418, 427, 429, 430,
431, 432, 436, 437, 500, 511, 512, 514,
531, 532, 533, 535, 536, 537, 538, 542,
544, 918, 928; 70/229; 301/35.623, 111.01

(56) **References Cited**

U.S. PATENT DOCUMENTS

D181,558 S * 11/1957 Urie D8/398
D302,110 S * 7/1989 Gonzalez D8/398
D302,243 S * 7/1989 Gonzalez D8/398
5,197,839 A * 3/1993 Willey et al. 411/103
D373,305 S * 9/1996 Decursu et al. D8/398

D484,786 S * 1/2004 O'Connor D8/398
6,832,746 B2 * 12/2004 McCracken et al. 248/357
D503,084 S * 3/2005 Jennings et al. D8/387

OTHER PUBLICATIONS

Style 2 of Type C wing nuts, p. D-29 of Fastener Standards,
5th ed., 1970, Industrial Fasteners Inst., Cleveland.*

* cited by examiner

Primary Examiner—Gary D. Watson

Assistant Examiner—T. Chase Nelson

(74) *Attorney, Agent, or Firm*—Daniel A. Rosenberg; Kent
A. Herink; Emily E. Harris

(57) **CLAIM**

I claim the ornamental design for a wing nut, as shown.

DESCRIPTION

FIG. 1 is a perspective view of the wing nut of the present invention.

FIG. 2 is a side view of the wing nut of the present invention.

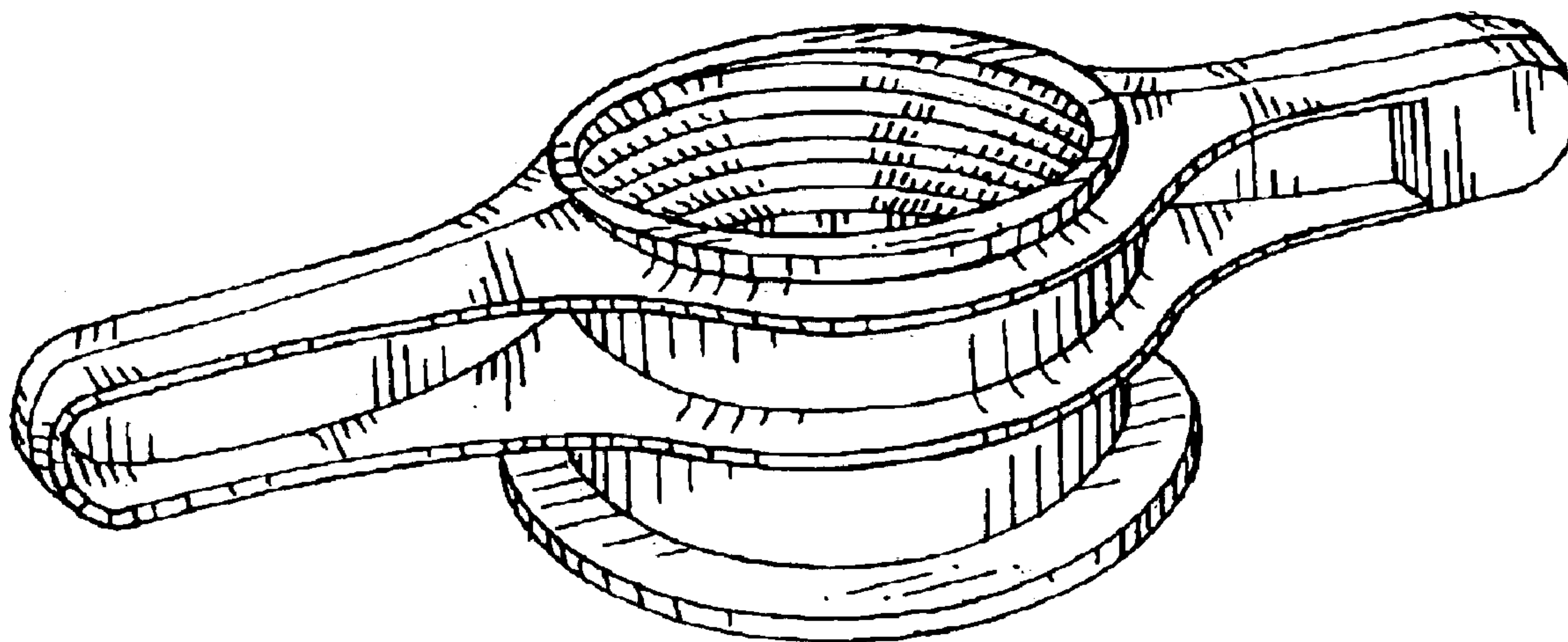
FIG. 3 is an end view of the wing nut of the present invention.

FIG. 4 is a top view of the wing nut of the present invention.

FIG. 5 is a bottom view of the wing nut of the present invention; and,

FIG. 6 is a side view of the wing nut of the present invention from the side opposite of FIG. 2.

1 Claim, 3 Drawing Sheets



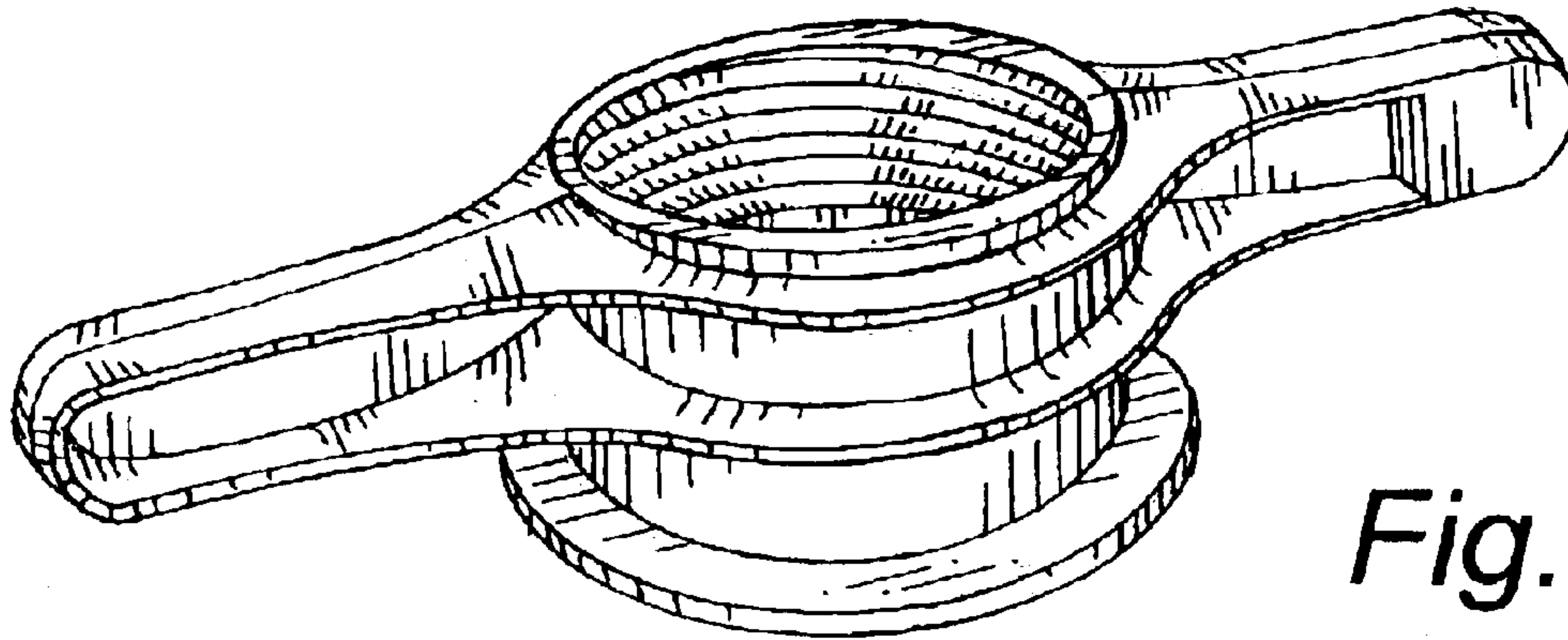


Fig. 1

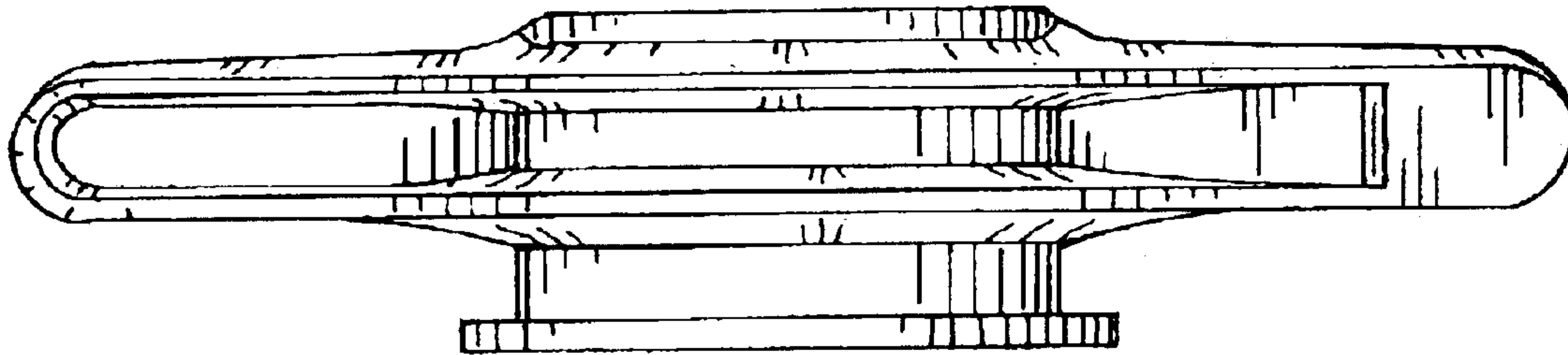


Fig. 2

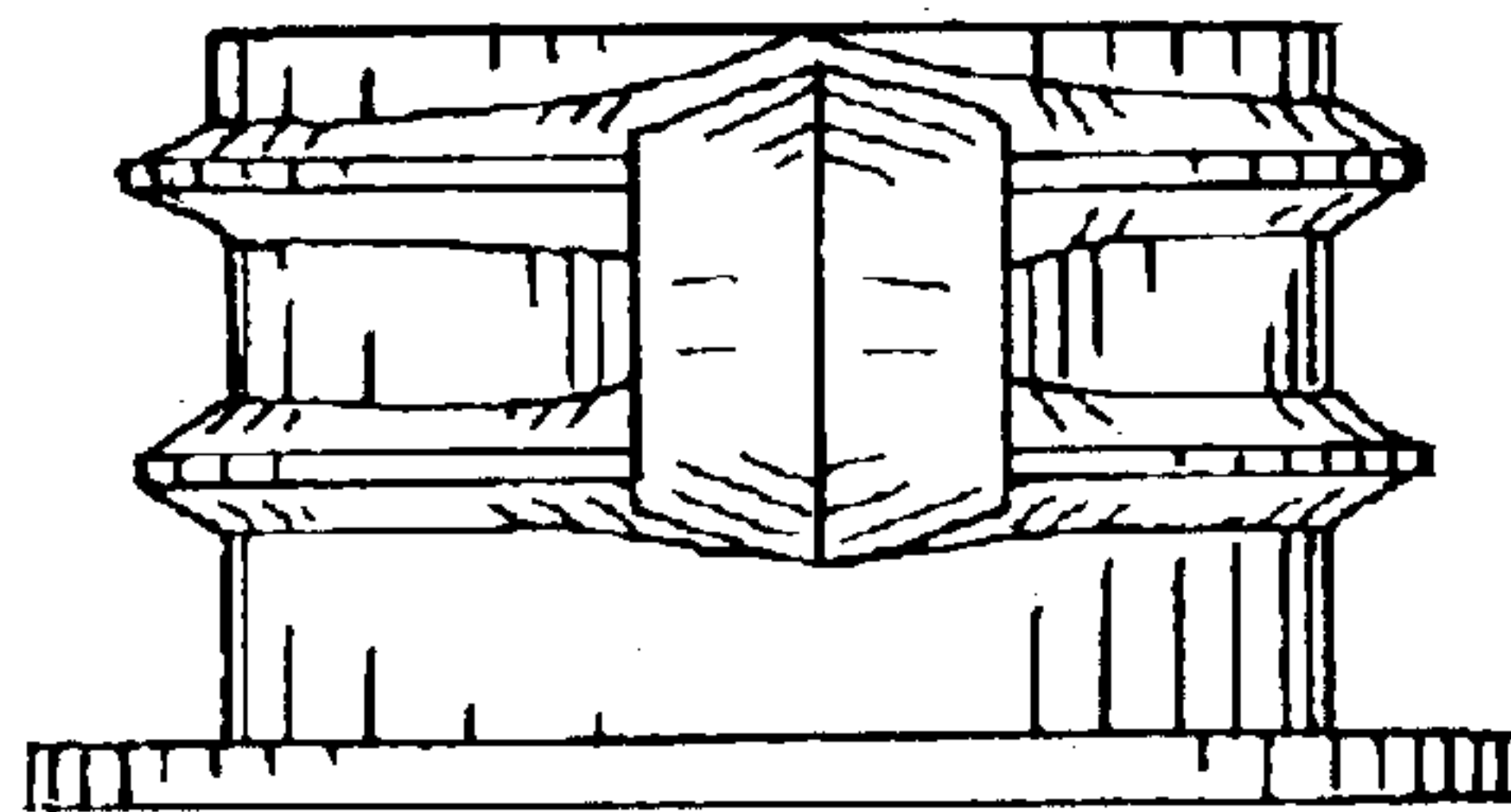


Fig. 3

Fig. 4

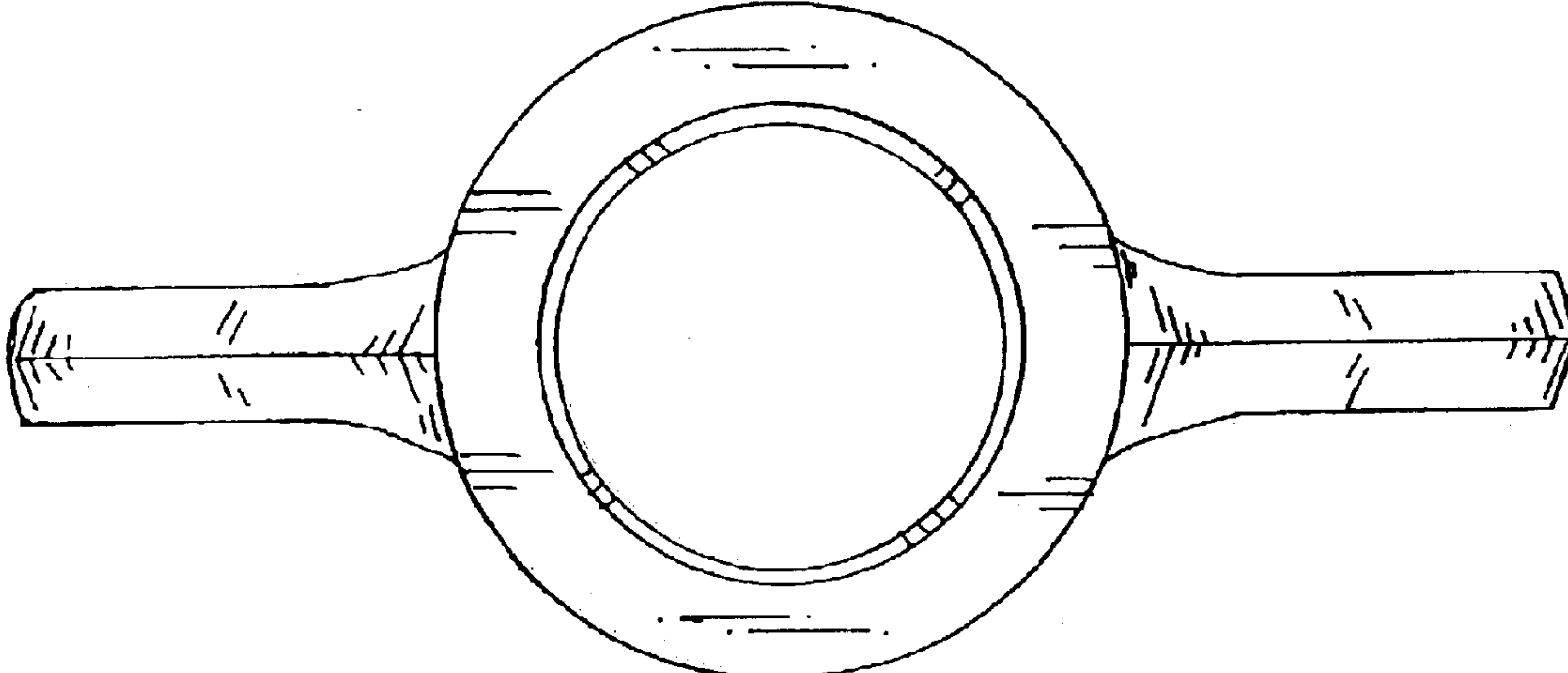
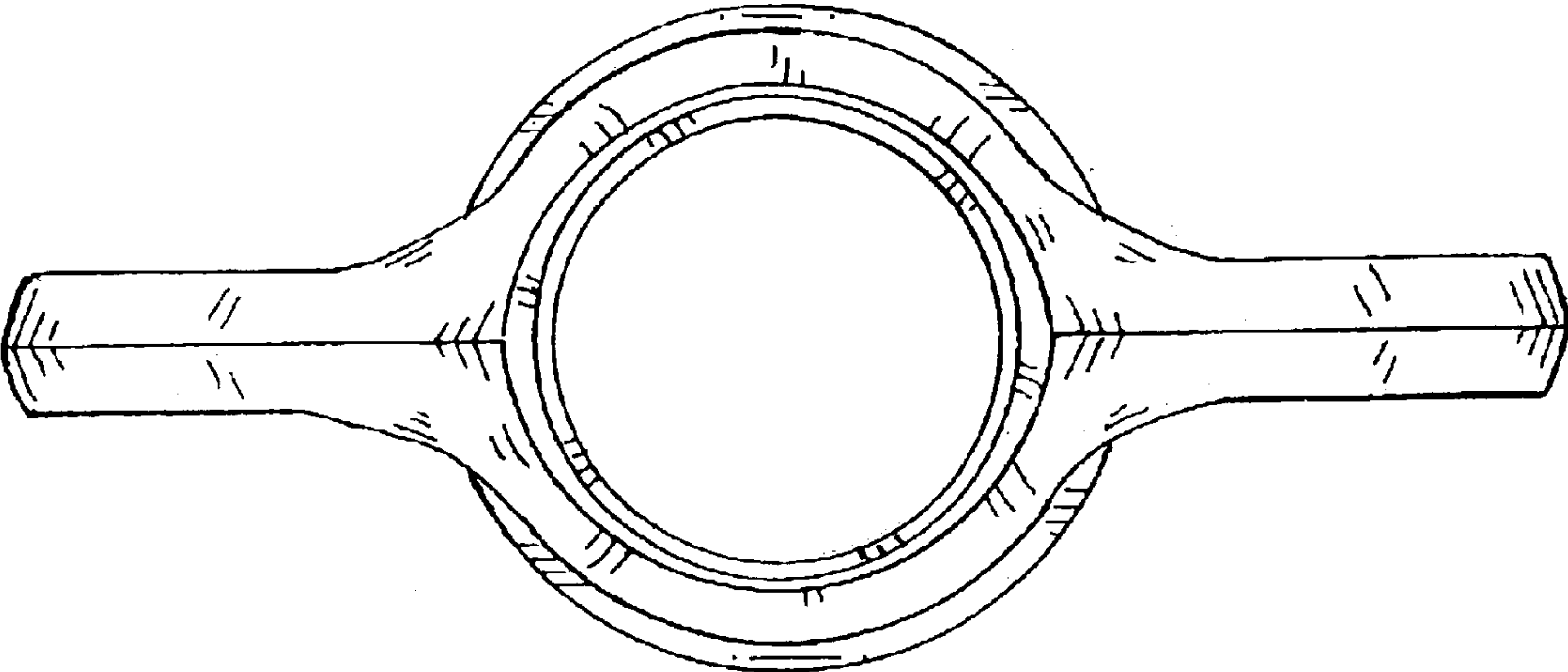


Fig. 5

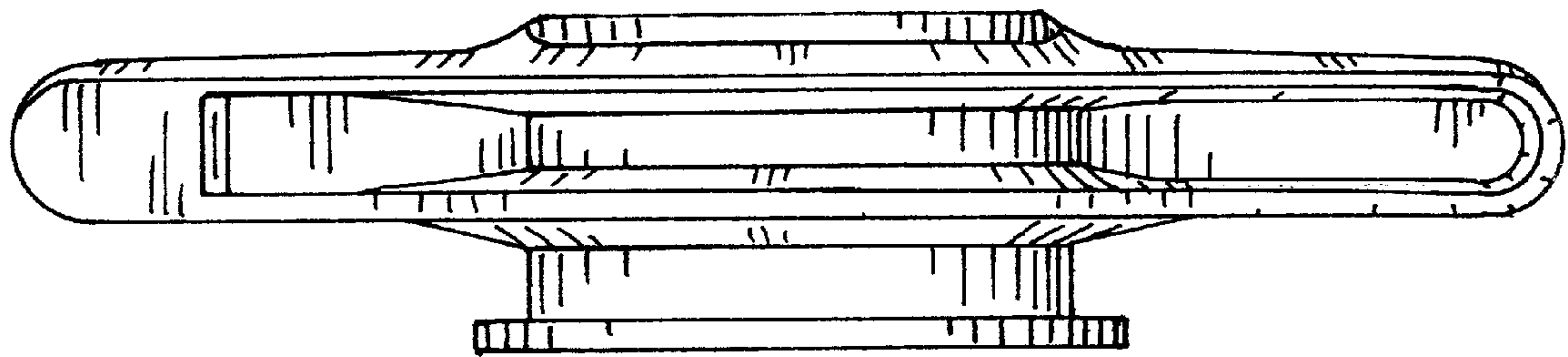


Fig. 6