



US00D510248S

(12) **United States Design Patent**
Liu

(10) **Patent No.:** **US D510,248 S**

(45) **Date of Patent:** **** Oct. 4, 2005**

(54) **SCREWDRIVER HANDLE**

(76) **Inventor:** **Kuo-Chen Liu**, 58, Ma Yuan West St.,
Taichung (TW)

(**) **Term:** **14 Years**

(21) **Appl. No.:** **29/204,205**

(22) **Filed:** **Apr. 23, 2004**

(51) **LOC (8) Cl.** **08-04**

(52) **U.S. Cl.** **D8/83**

(58) **Field of Search** D8/82, 83, 84,
D8/85, 86, 87, 107; 81/436, 438, 439, 440,
489, 177.1; 16/110.1

(56) **References Cited**

U.S. PATENT DOCUMENTS

D256,662 S	*	9/1980	Holland-Letz	D8/83
D346,943 S	*	5/1994	Haberstroh	D8/83
D398,828 S	*	9/1998	Shiao	D8/83
D408,252 S	*	4/1999	Holland-Letz	D8/83
D408,253 S	*	4/1999	Rowlay	D8/83
D411,428 S	*	6/1999	Scott	D8/83
D420,559 S	*	2/2000	Chang	D8/83

D422,475 S	*	4/2000	Su	D8/83
D441,269 S	*	5/2001	Tsai	D8/83
D455,944 S	*	4/2002	Chen	D8/107
D456,686 S	*	5/2002	Holland-Letz	D8/83
D477,980 S	*	8/2003	Chang	D8/83
D483,638 S	*	12/2003	Jimenez	D8/83

* cited by examiner

Primary Examiner—Philip S. Hyder

(74) *Attorney, Agent, or Firm*—Alan D. Kamrath; Nikolai & Mersereau, P.A.

(57) **CLAIM**

The ornamental design for a screwdriver handle, as shown and described.

DESCRIPTION

FIG. 1 is a perspective view of a screwdriver handle showing my design;

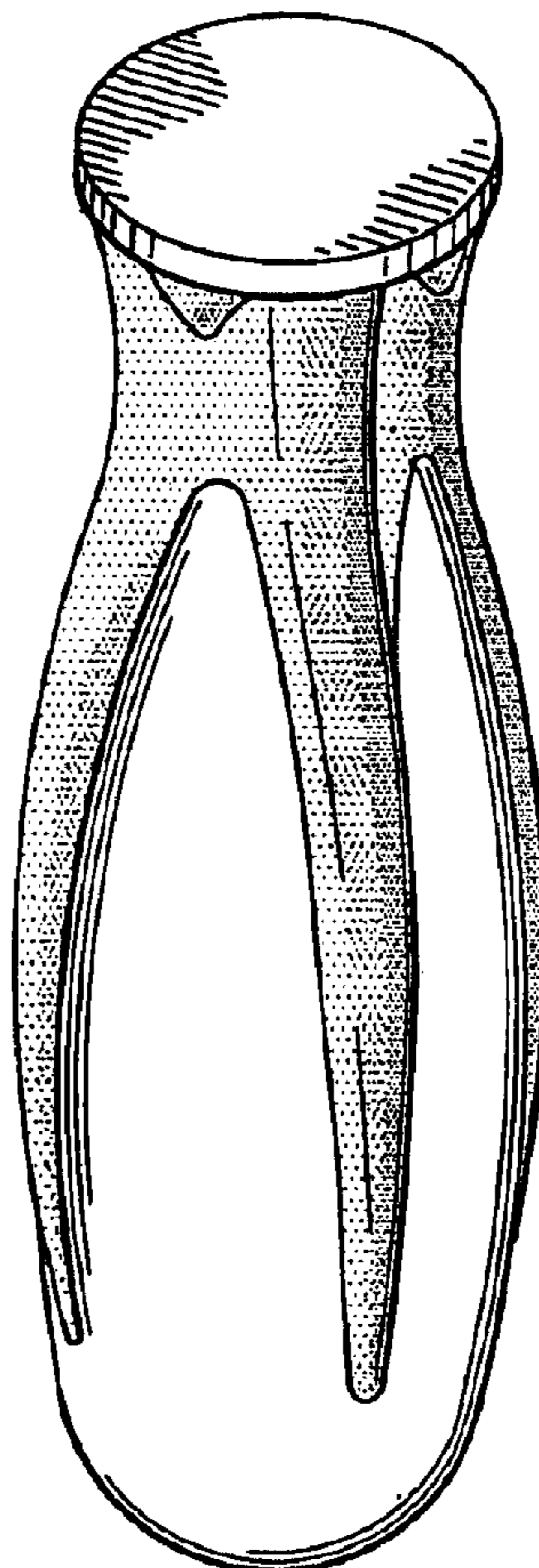
FIG. 2 is a front elevational view thereof;

FIG. 3 is a left side elevational view thereof;

FIG. 4 is a top plan view thereof; and,

FIG. 5 is a bottom plan view thereof.

1 Claim, 3 Drawing Sheets



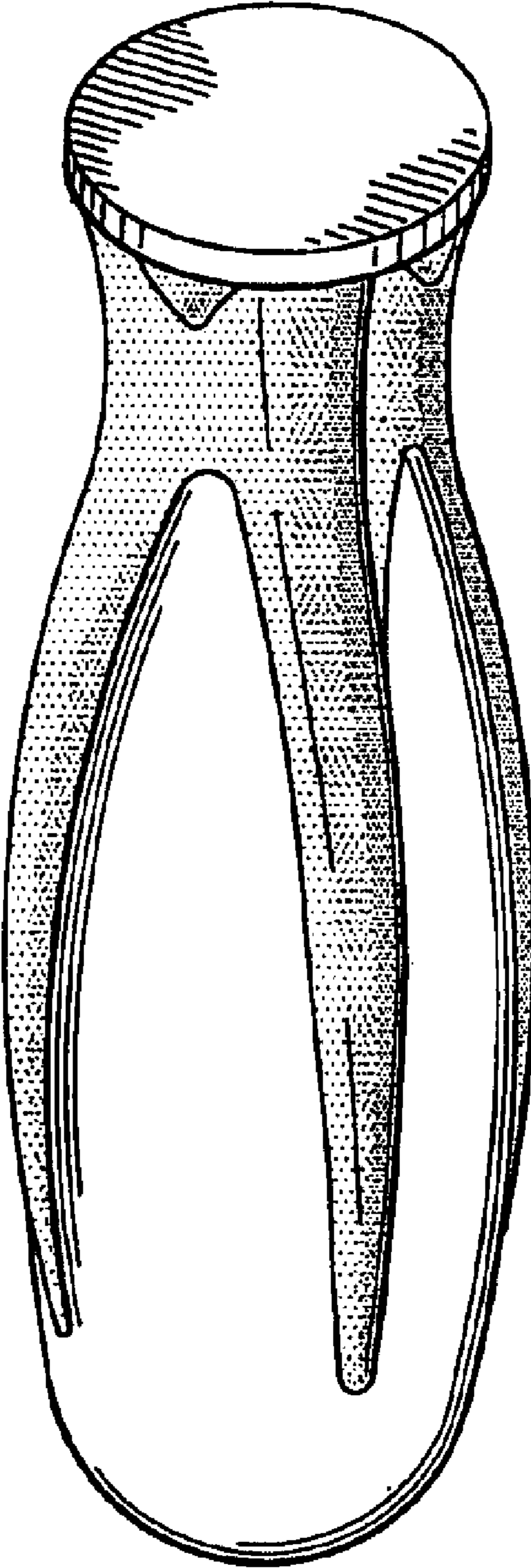


FIG. 1

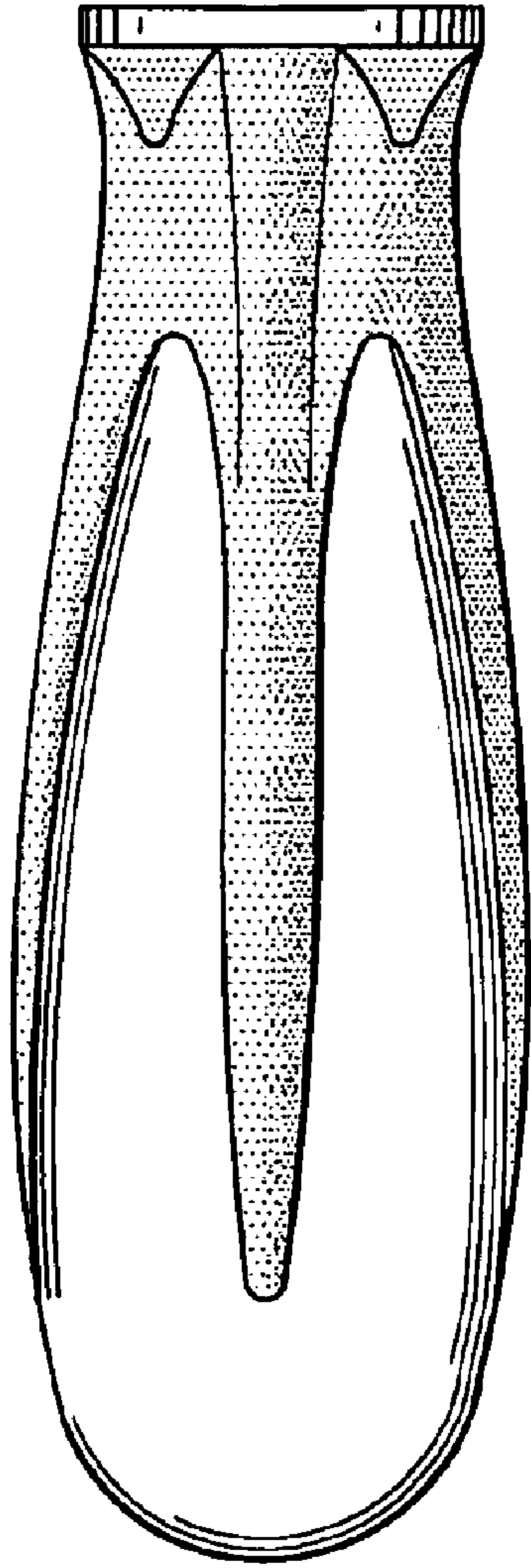


FIG. 2

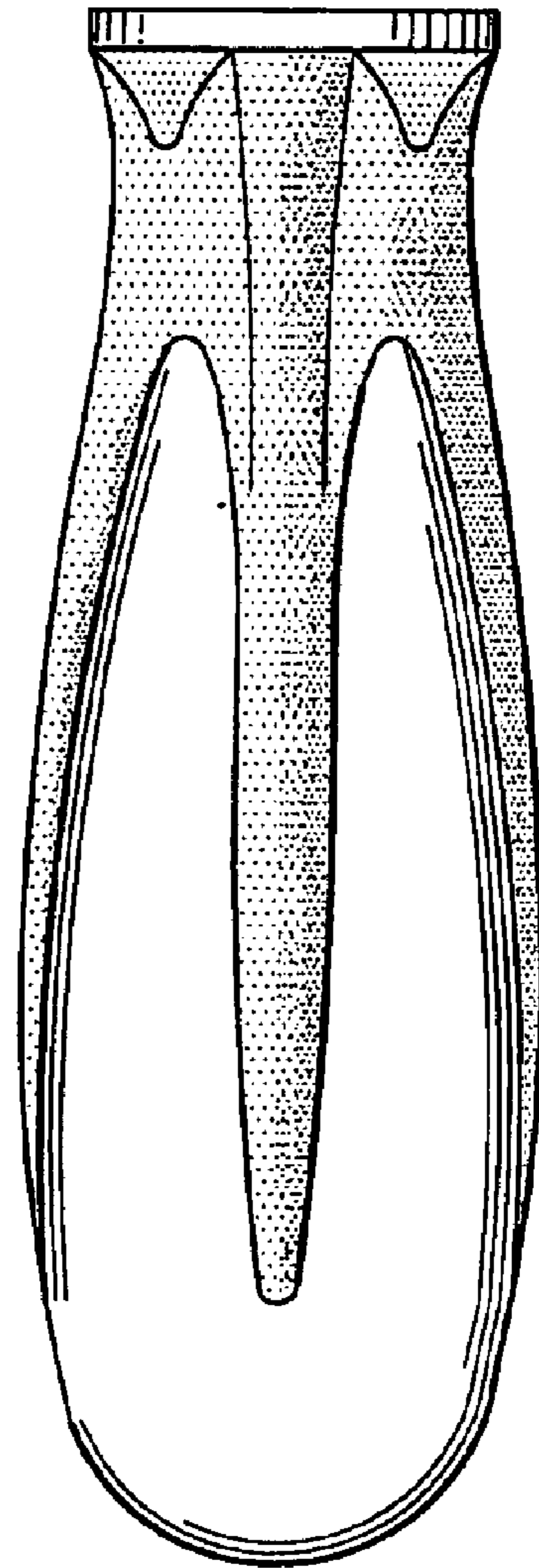


FIG. 3

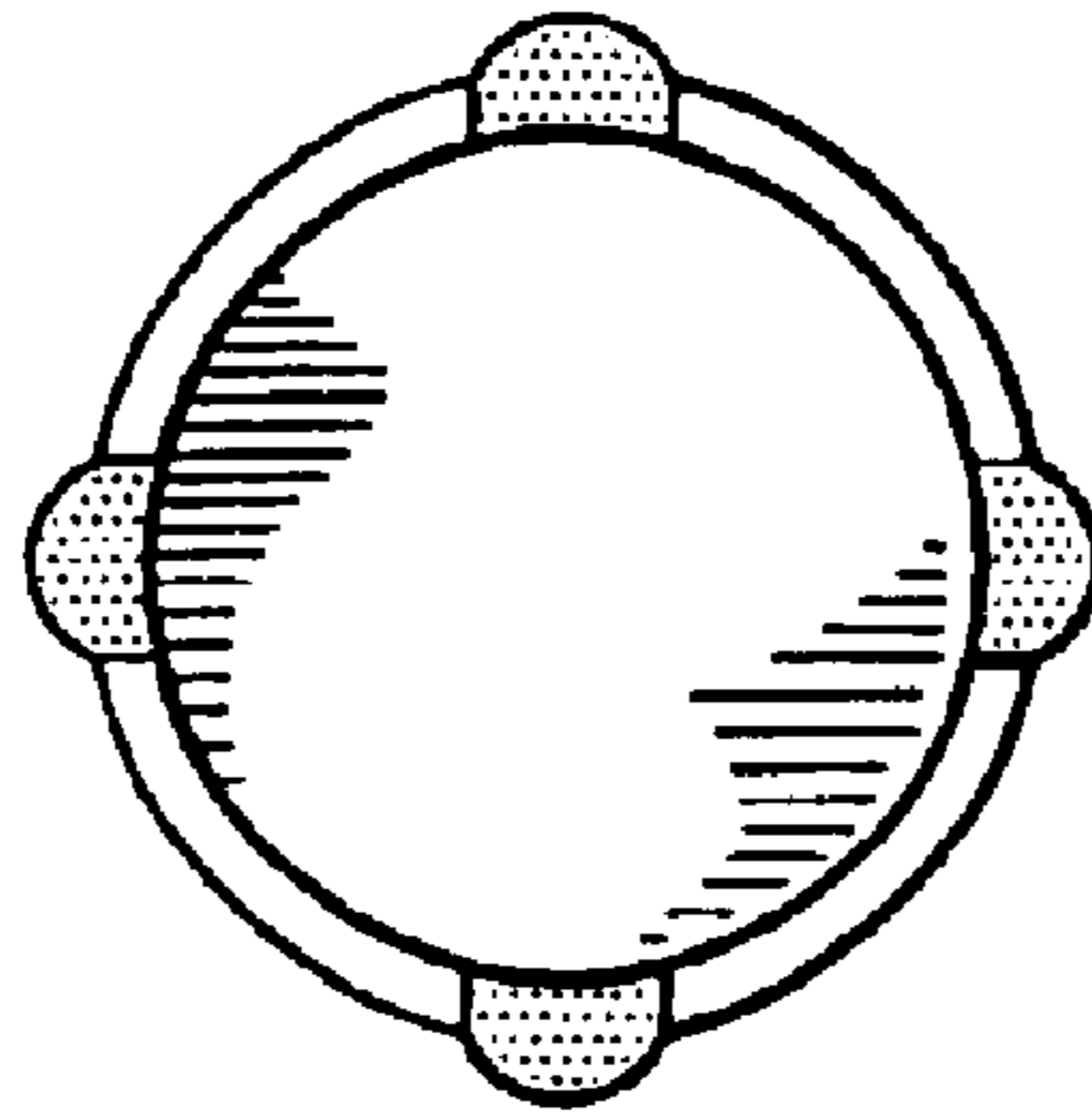


FIG. 4

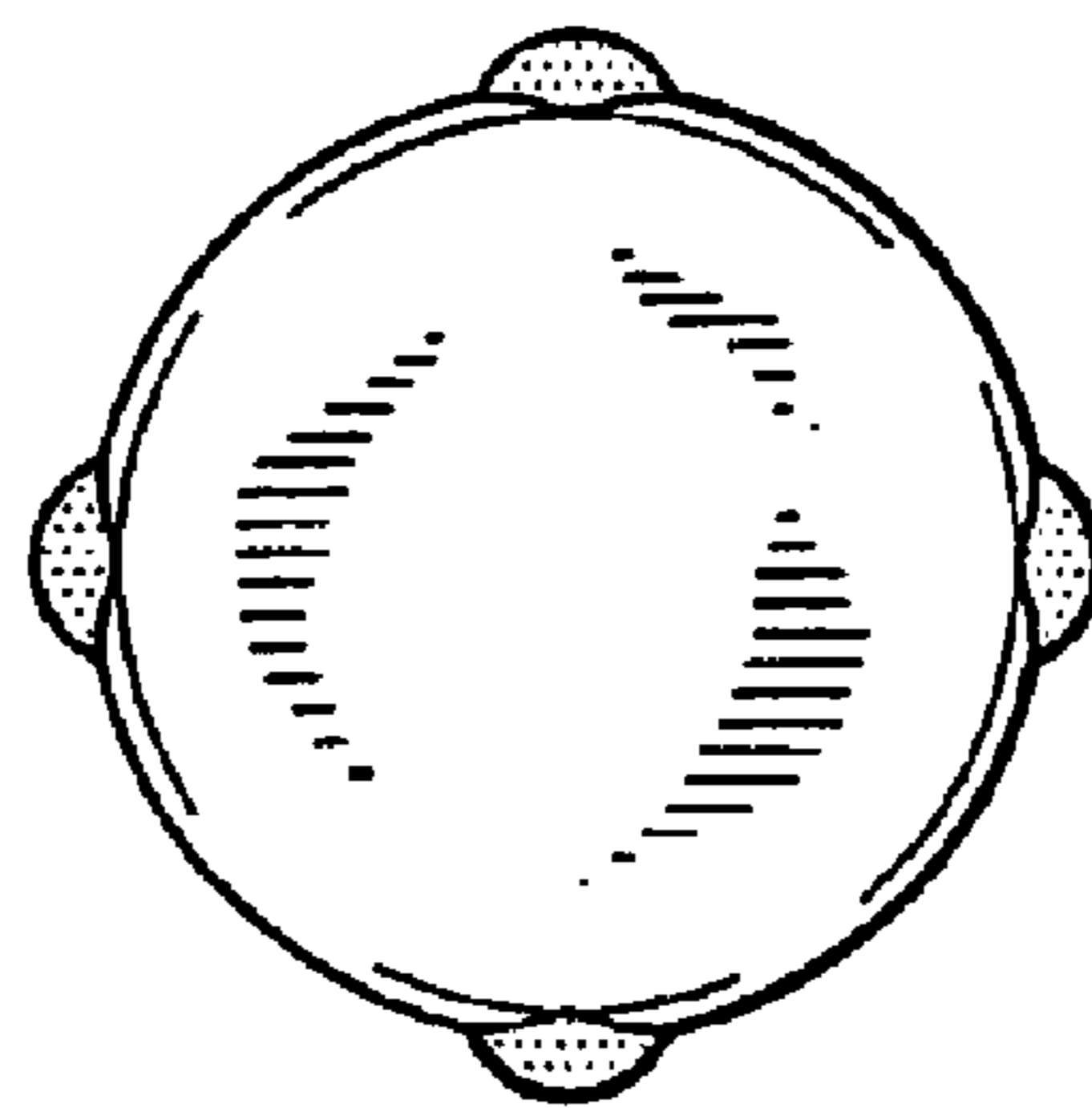


FIG. 5