



US00D510241S

(12) **United States Design Patent**  
**McAnally**

(10) **Patent No.:** **US D510,241 S**

(45) **Date of Patent:** **\*\* Oct. 4, 2005**

(54) **EXTENSION KIT FOR ADJUSTING LOUVERS**

D475,258 S \* 6/2003 Wilson ..... D8/14

\* cited by examiner

(76) **Inventor:** **David Keith McAnally**, 200 N. End Ave., Marmaduke, AR (US) 72443

*Primary Examiner*—Holly Baynham

(74) *Attorney, Agent, or Firm*—Stephen D. Carver

(\*\*) **Term:** **14 Years**

(57) **CLAIM**

(21) **Appl. No.:** **29/193,389**

The ornamental design for an extension kit for adjusting louvers, as shown and described.

(22) **Filed:** **Nov. 10, 2003**

**DESCRIPTION**

(51) **LOC (8) Cl.** ..... **08-05**

(52) **U.S. Cl.** ..... **D8/14**

(58) **Field of Search** ..... D8/14; 81/53.1, 81/53.11, 53.12

FIG. 1 is a front elevational view of the handle used with my new extension kit for adjusting louvers, with portions thereof broken away for brevity;

FIG. 2 is a right side elevational view of the handle, with portions thereof broken away for brevity;

FIG. 3 is a left side elevational view of the handle, with portions thereof broken away for brevity; and,

FIG. 4 is an enlarged bottom plan view of the handle.

FIG. 5 is an enlarged top plan view.

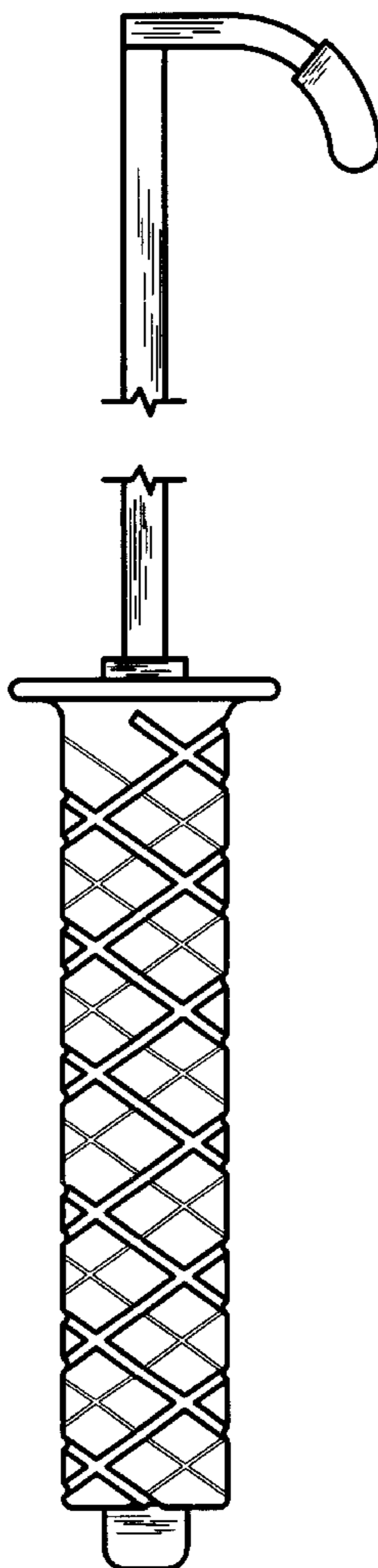
The shaft of the claimed design is shown broken away to indicate indeterminate length.

(56) **References Cited**


**U.S. PATENT DOCUMENTS**

4,468,833	A	*	9/1984	Samuelsson	.....	15/245
4,911,039	A	*	3/1990	Lubbock et al.	.....	81/53.1
D318,996	S	*	8/1991	Israelson	.....	D8/14
5,983,455	A	*	11/1999	Polzin et al.	.....	16/429
6,009,779	A	*	1/2000	Mastroni	.....	81/438
6,461,074	B2	*	10/2002	Taylor	.....	403/378


**1 Claim, 5 Drawing Sheets**



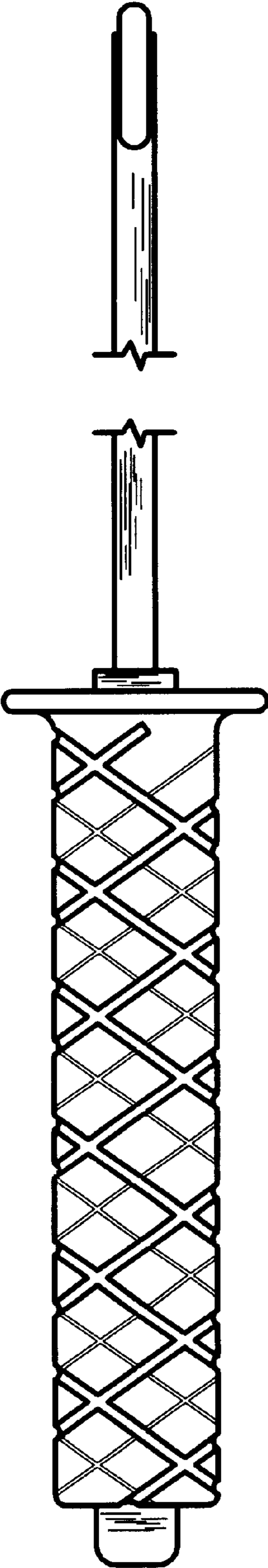
*Fig. 1*



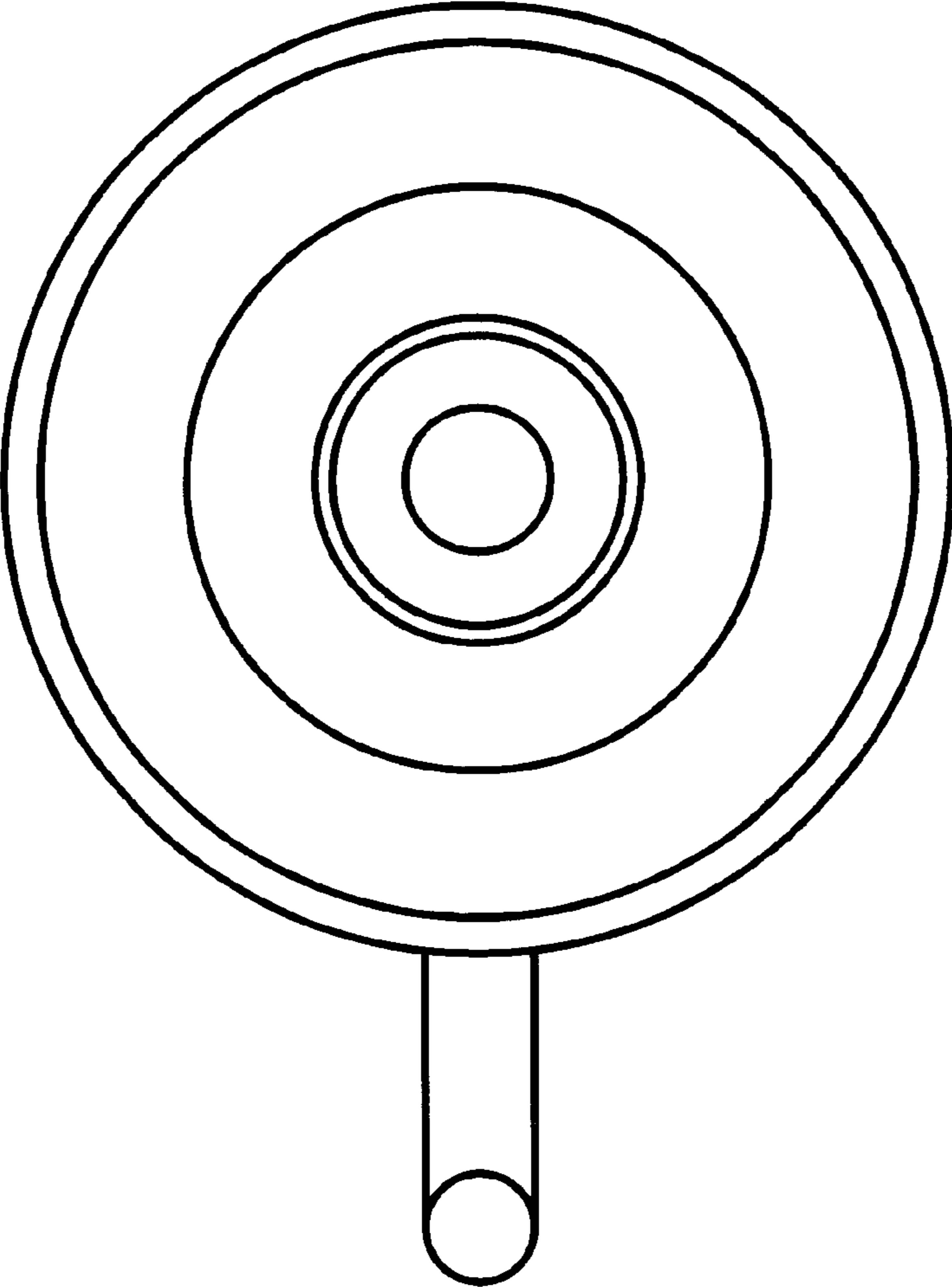
*Fig. 2*



*Fig. 3*



*Fig. 4*



*Fig. 5*

