



US00D510225S

(12) **United States Design Patent**  
**Kwok**

(10) **Patent No.:** **US D510,225 S**  
(45) **Date of Patent:** **\*\* Oct. 4, 2005**

(54) **RACK FOR CDS, DVDS, VCDS, MDS,  
CASSETTES AND THE LIKE**

(75) Inventor: **Tat Cheong Kwok, Hong Kong (CN)**

(73) Assignee: **Kwok's Brother Manufacturing  
Limited, Hong Kong (CN)**

(\*\*) Term: **14 Years**

(21) Appl. No.: **29/209,137**

(22) Filed: **Jul. 8, 2004**

(51) **LOC (8) Cl.** ..... **06-04**

(52) **U.S. Cl.** ..... **D6/629; D6/461**

(58) **Field of Search** ..... D6/460, 461, 468,  
D6/474, 477-479; 108/59, 91, 92, 96; 211/40,  
41.12, 42, 49.1, 50, 85.2, 90.04, 187, 190,  
119.003, 134.153, 87.01, 71.01

(56) **References Cited**

**U.S. PATENT DOCUMENTS**

D301,421 S \* 6/1989 Turley ..... D6/478  
D316,643 S \* 5/1991 Cheetham ..... D6/461

D327,381 S \* 6/1992 Ross ..... D6/461  
D337,219 S \* 7/1993 Dokoupil et al. .... D6/457  
D358,523 S \* 5/1995 Weisburn et al. .... D6/629  
D420,532 S \* 2/2000 Avery ..... D6/468

\* cited by examiner

*Primary Examiner*—Cathron Brooks

(74) *Attorney, Agent, or Firm*—Townsend and Townsend  
and Crew LLP


(57) **CLAIM**

The ornamental design for a rack for CDs, DVDs, VCDs,  
MDs, cassettes and the like, as shown and described.

**DESCRIPTION**

FIG. 1 is a first perspective view of the rack, showing my  
new ornamental design;  
FIG. 2 is a second perspective view thereof;  
FIG. 3 is a top plan view thereof;  
FIG. 4 is a bottom plan view thereof; and,  
FIG. 5 is a side elevational view thereof, all side elevational  
views, namely, the front, back, and left and right side  
elevational views being identical.

**1 Claim, 5 Drawing Sheets**






FIG. 1




FIG.2




FIG.3

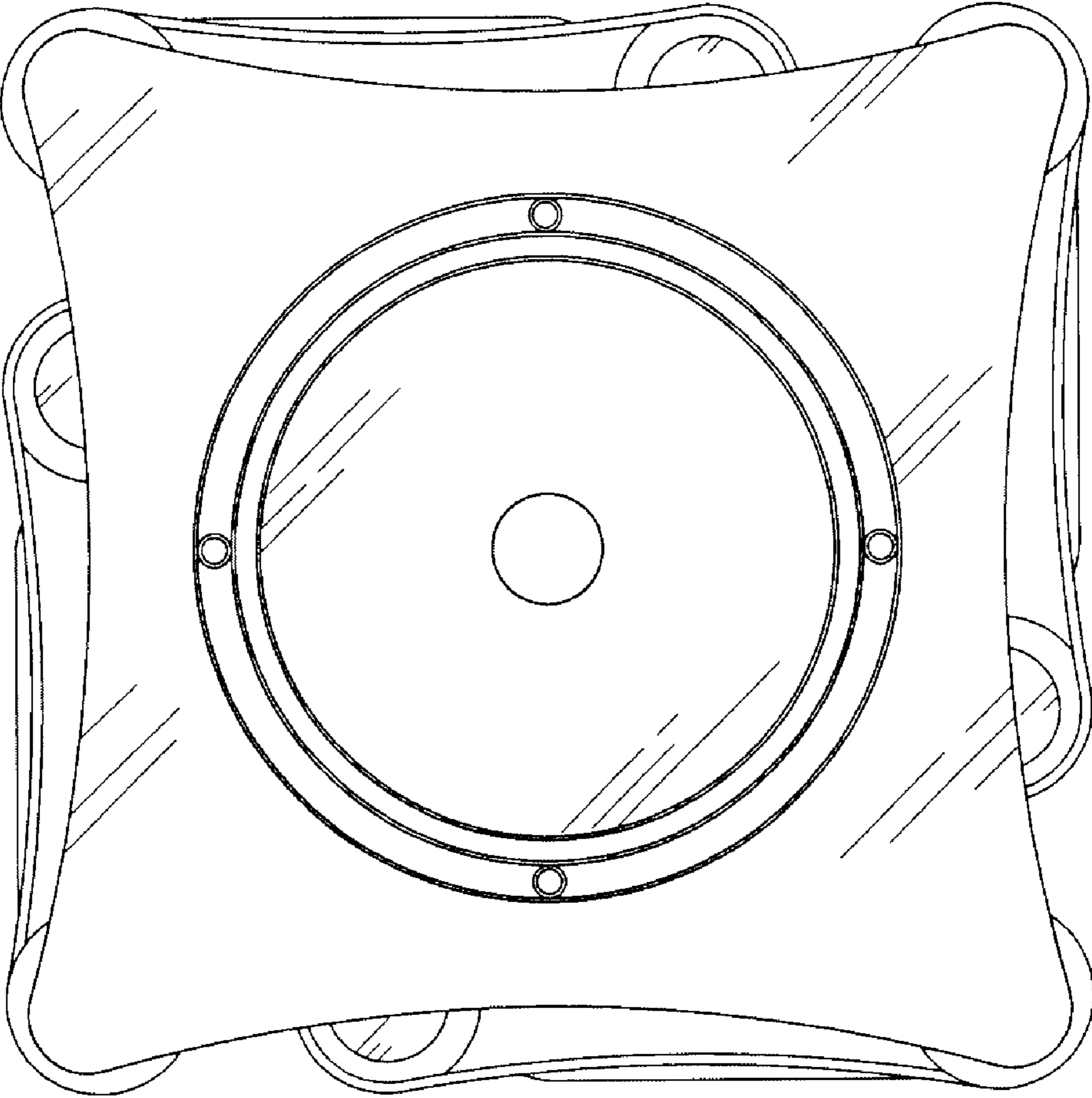


FIG.4



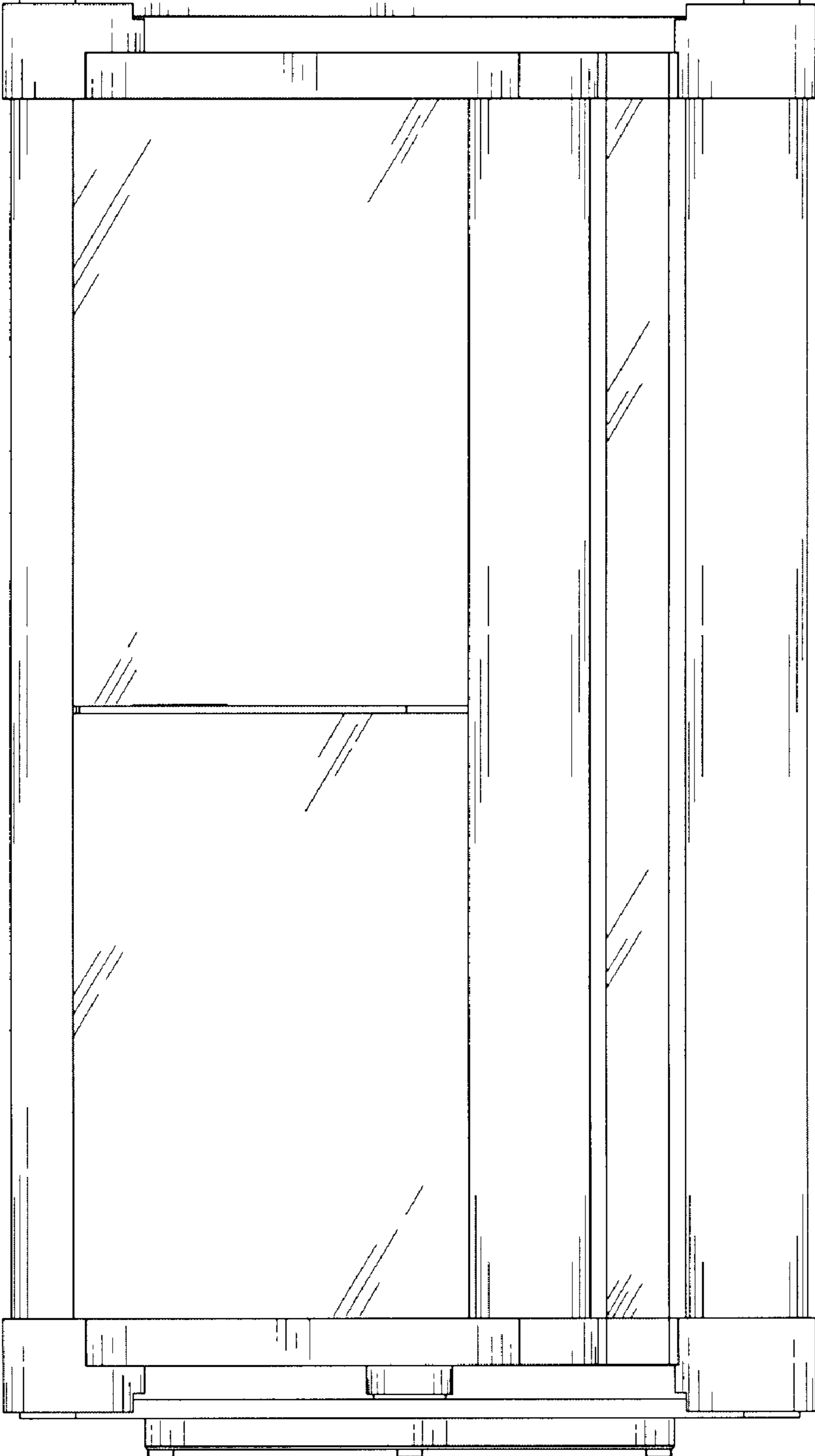


FIG.5