



US00D510220S

(12) **United States Design Patent**  
**Sandy**

(10) **Patent No.:** **US D510,220 S**

(45) **Date of Patent:** **\*\* Oct. 4, 2005**

(54) **SHELF**

(75) **Inventor:** **Hal Sandy, Shawnee-Mission, KS (US)**

(73) **Assignee:** **Eurobib AB, Lund (SE)**

(\*\*) **Term:** **14 Years**

(21) **Appl. No.:** **29/199,563**

(22) **Filed:** **Feb. 18, 2004**

(51) **LOC (8) Cl.** ..... **06-06**

(52) **U.S. Cl.** ..... **D6/511**

(58) **Field of Search** ..... D6/477-479, 491,  
D6/509-511; 108/61, 92, 93, 161; 211/85.1,  
85.4, 55, 134, 153, 183, 184, 187, 188;  
312/114, 138.1, 280, 281, 262

(56) **References Cited**

**U.S. PATENT DOCUMENTS**

3,780,876	A	*	12/1973	Elkins	.....	211/184
4,155,312	A	*	5/1979	Thorkildson	.....	108/137
5,072,835	A	*	12/1991	Price et al.	.....	211/40
D325,485	S	*	4/1992	Diem	.....	D6/491

D345,268	S	*	3/1994	Pate	.....	D6/511
D345,480	S	*	3/1994	Sandegren	.....	D6/511
D458,484	S	*	6/2002	Wood	.....	D6/511
6,490,820	B1	*	12/2002	Weakley	.....	40/651
D490,260	S	*	5/2004	Bowen	.....	D6/511
2003/0010737	A1	*	1/2003	Lee	.....	211/184
2004/0050811	A1	*	3/2004	Leahy et al.	.....	211/134

\* cited by examiner

*Primary Examiner*—Cathron C. Brooks

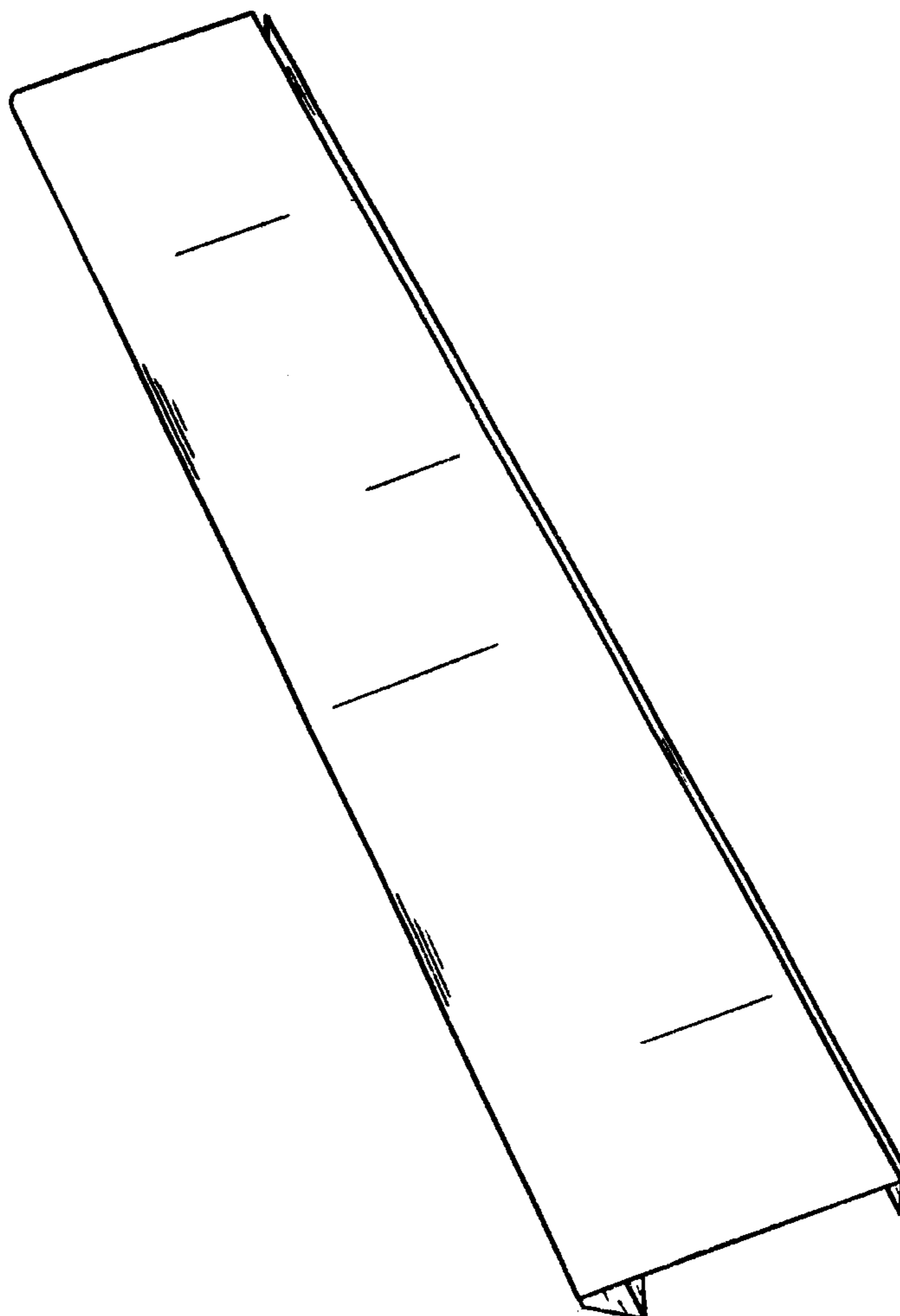
(57) **CLAIM**

The ornamental design for a shelf, as shown and described.

**DESCRIPTION**

FIG. 1 is a perspective view.  
FIG. 2 is a front view.  
FIG. 3 is a rear view.  
FIG. 4 is a left or right side view, the two being mirror images of each other.  
FIG. 5 is a top view; and,  
FIG. 6 is a bottom view.

**1 Claim, 4 Drawing Sheets**



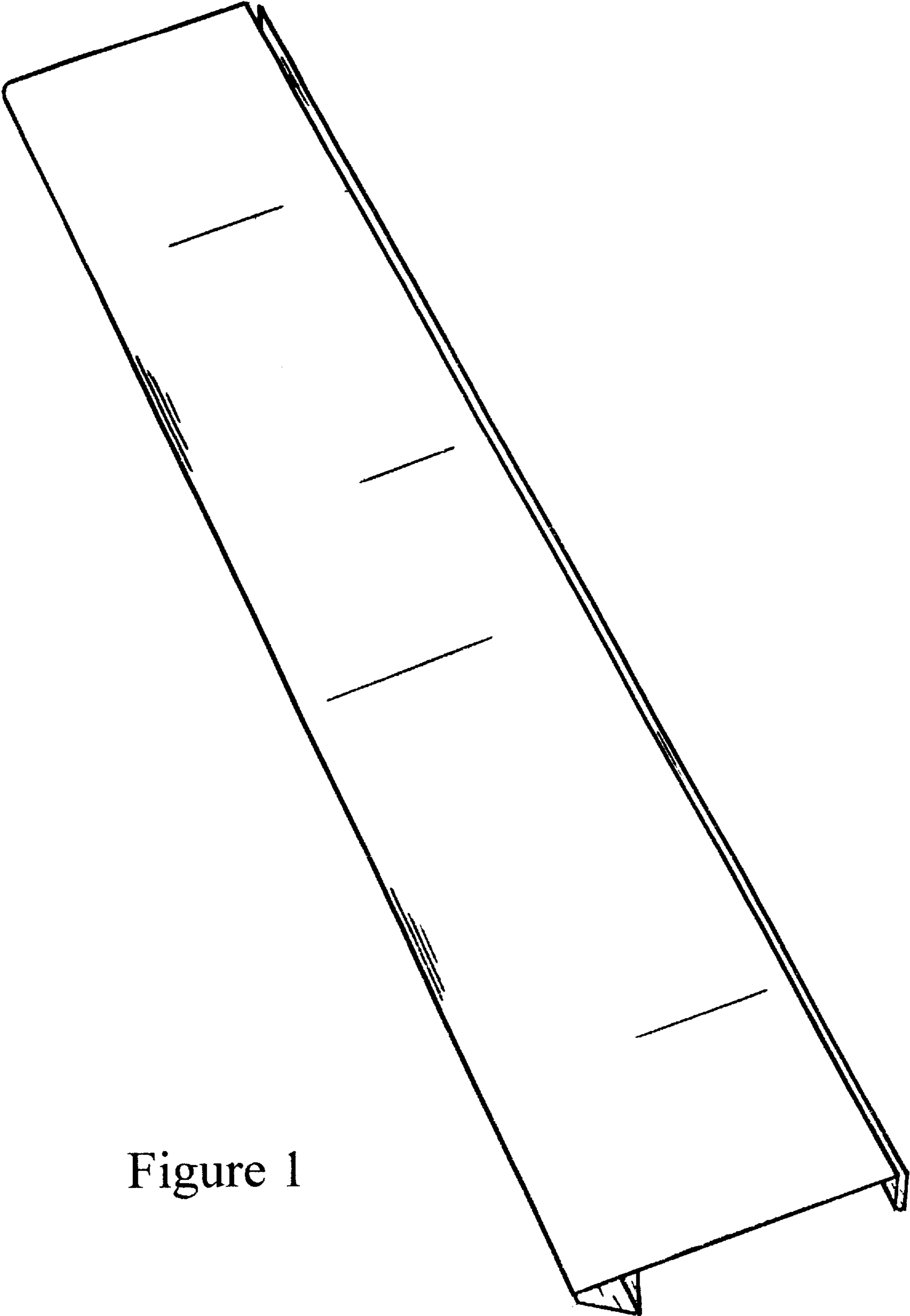


Figure 1

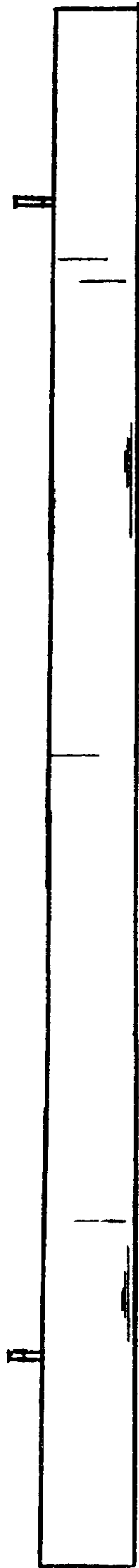


Figure 2

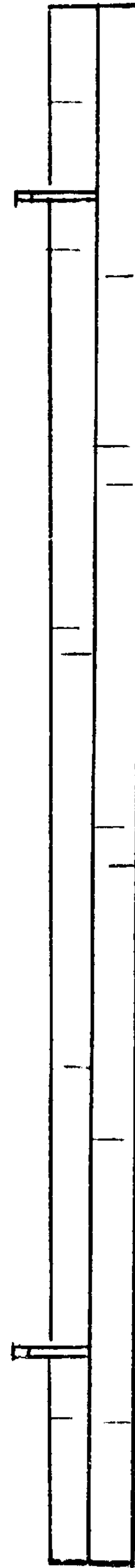


Figure 3




Figure 4




Figure 5

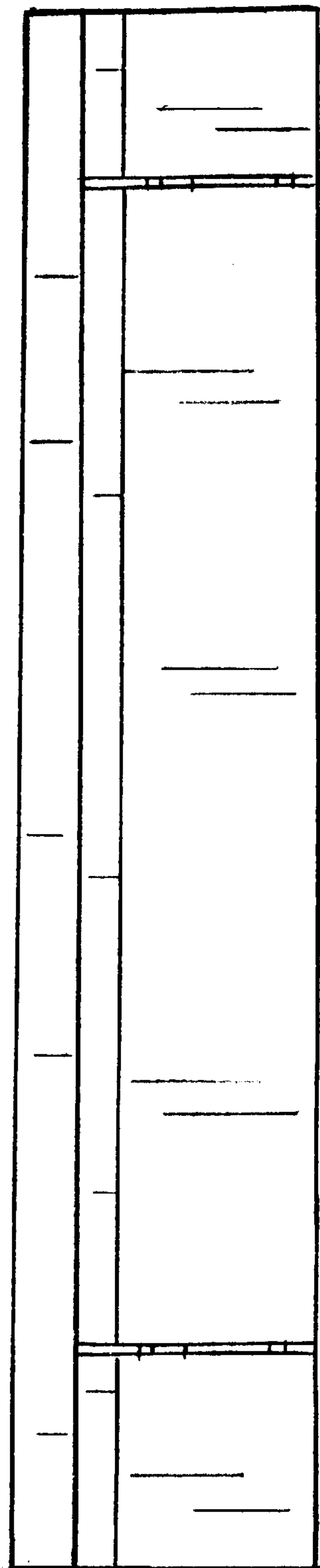


Figure 6