



US00D510212S

(12) **United States Design Patent** (10) **Patent No.:** **US D510,212 S**  
**Schmitt** (45) **Date of Patent:** **\*\* Oct. 4, 2005**

- (54) **CHINA CABINET AND BUFFET**
- (75) Inventor: **Jack Schmitt**, San Juan Capistrano, CA (US)
- (73) Assignee: **Amini Innovation Corp.**, Pico Rivera, CA (US)
- (\*\*) Term: **14 Years**
- (21) Appl. No.: **29/213,245**
- (22) Filed: **Sep. 14, 2004**
- (51) **LOC (8) Cl.** ..... **06-04**
- (52) **U.S. Cl.** ..... **D6/470; D6/437**
- (58) **Field of Search** ..... D6/432, 436-441, D6/445-448, 470-472; 312/114, 204, 224

(56) **References Cited**

**U.S. PATENT DOCUMENTS**

D224,926 S	*	10/1972	Adkinson	.....	D6/447
D227,842 S		7/1973	Adkinson		
D242,678 S	*	12/1976	Adkinson	.....	D6/438
D242,679 S	*	12/1976	Adkinson	.....	D6/434
D343,306 S		1/1994	Keller		
D358,046 S		5/1995	Ferguson		
D372,139 S		7/1996	Walters, III et al.		
D384,515 S		10/1997	Bergelin		
D389,654 S		1/1998	Walters, III et al.		
D390,043 S		2/1998	Walters, III et al.		
D426,980 S		6/2000	Vaaler		
D431,391 S		10/2000	Hazen et al.		
D434,249 S		11/2000	Cain		
D441,219 S		5/2001	Cain		
D445,279 S		7/2001	O'Hare et al.		

(Continued)

**OTHER PUBLICATIONS**

Ethan Allen Circular, Legacy Collection China Cabinet and Buffet, p. 5, 1996.  
Furniture Today, Union city Imports china hutch, p. 158, Oct. 19, 1998.

Furniture Today, Aico china hutch, p. 15, Oct. 16, 2000.  
Furniture Today, Broyhill china hutch, p. 11, Apr. 16, 2001.  
Furniture Today, Pulaski Armoire, p. 33, Apr. 15, 2002.  
Amini Innovation, Corp. Monte Carlo Collection, #53000 Series, 2001, 2 pages.  
Amini Innovation Corp. La Francaise Collection, #50000 Series, Sep. 11, 2002, 5 pages.  
Amini Innovation Corp. Royal Oak Collection, #31000 Series, Sep. 11, 2002, 1 page.

*Primary Examiner*—Cathron C. Brooks  
(74) *Attorney, Agent, or Firm*—Charles H. Thomas


(57) **CLAIM**

I claim the ornamental design for the china cabinet and buffet, as shown and described.

**DESCRIPTION**

FIG. 1 is a front elevational view of a china cabinet and buffet showing my new design;  
FIG. 2 is a right-side view thereof;  
FIG. 3 is a left-side view thereof;  
FIG. 4 is a top plan view thereof;  
FIG. 5 is an elevational detail of the center of the front of the buffet portion thereof illustrating the ornamentation thereon in enlarged detail;  
FIG. 6 is an elevational detail of the left side of the front of the buffet portion thereof illustrating the ornamentation thereon in enlarged detail, the right side being a mirror image thereof; and  
FIG. 7 is an elevational detail of the left side of the china cabinet portion thereof illustrating the ornamentation thereon in enlarged detail, the right side being a mirror image thereof;  
FIG. 8 is a front elevational detail of the upper center arch of the china cabinet portion thereof illustrating the ornamentation thereon in enlarged detail;  
FIG. 9 is a detail view of one of the drawer pulls shown in FIG. 1; and,  
FIG. 10 is a detail view of one of the door pulls shown in FIG. 1.

**1 Claim, 9 Drawing Sheets**



# US D510,212 S

Page 2

---

## U.S. PATENT DOCUMENTS

D447,886 S	9/2001	O'Hare et al.	D474,054 S	5/2003	Warren et al.
D448,949 S	10/2001	O'Hare et al.	D475,868 S	6/2003	Vaaler
D450,476 S	11/2001	Vaaler	D477,725 S	7/2003	McDaniel et al.
D454,729 S	3/2002	Vaaler	D480,236 S	10/2003	Schmitt
D458,051 S	6/2002	O'Hare et al.	D480,898 S	10/2003	Schmitt
D468,937 S	1/2003	Berry, Jr. et al.	D481,555 S	11/2003	Schmitt
D469,624 S	2/2003	Vaaler	D482,907 S	12/2003	Wanek et al.
D469,631 S	2/2003	Vaaler	D487,202 S	3/2004	Schmitt
D469,986 S	2/2003	Stanton	D487,203 S	3/2004	Schmitt

\* cited by examiner




FIG. 1




FIG. 2




FIG. 3

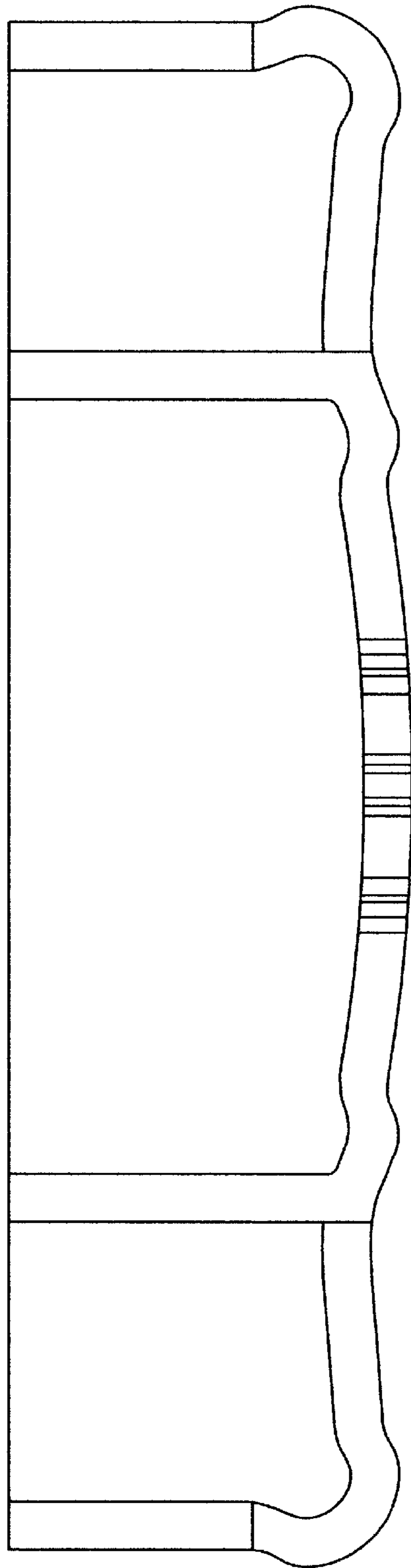


FIG. 4




FIG. 5




FIG. 6



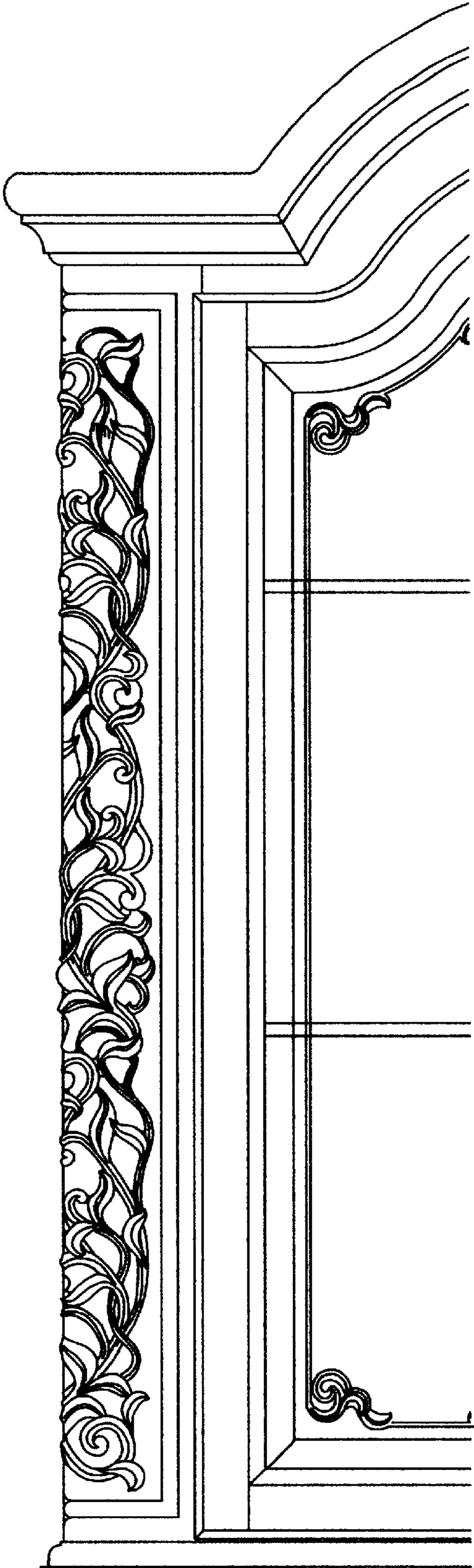


FIG. 7




FIG. 8

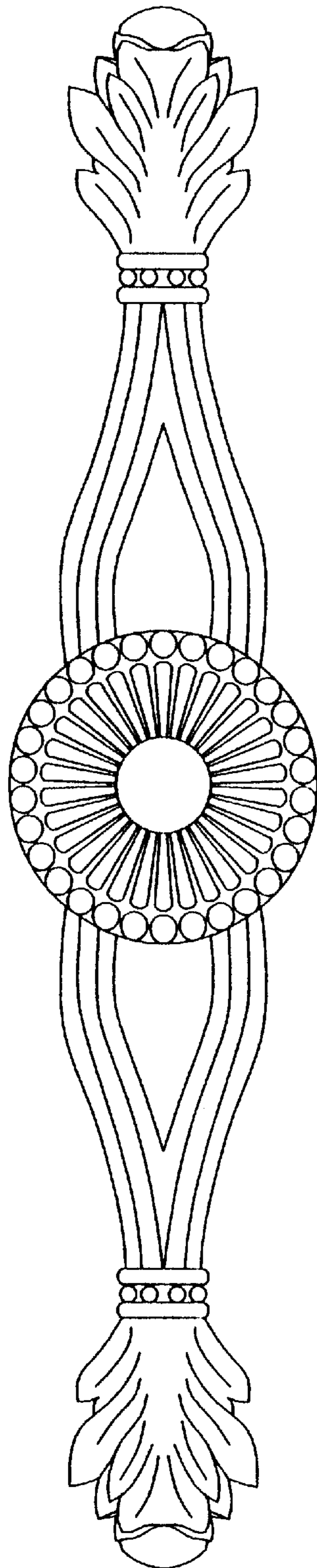


FIG. 10

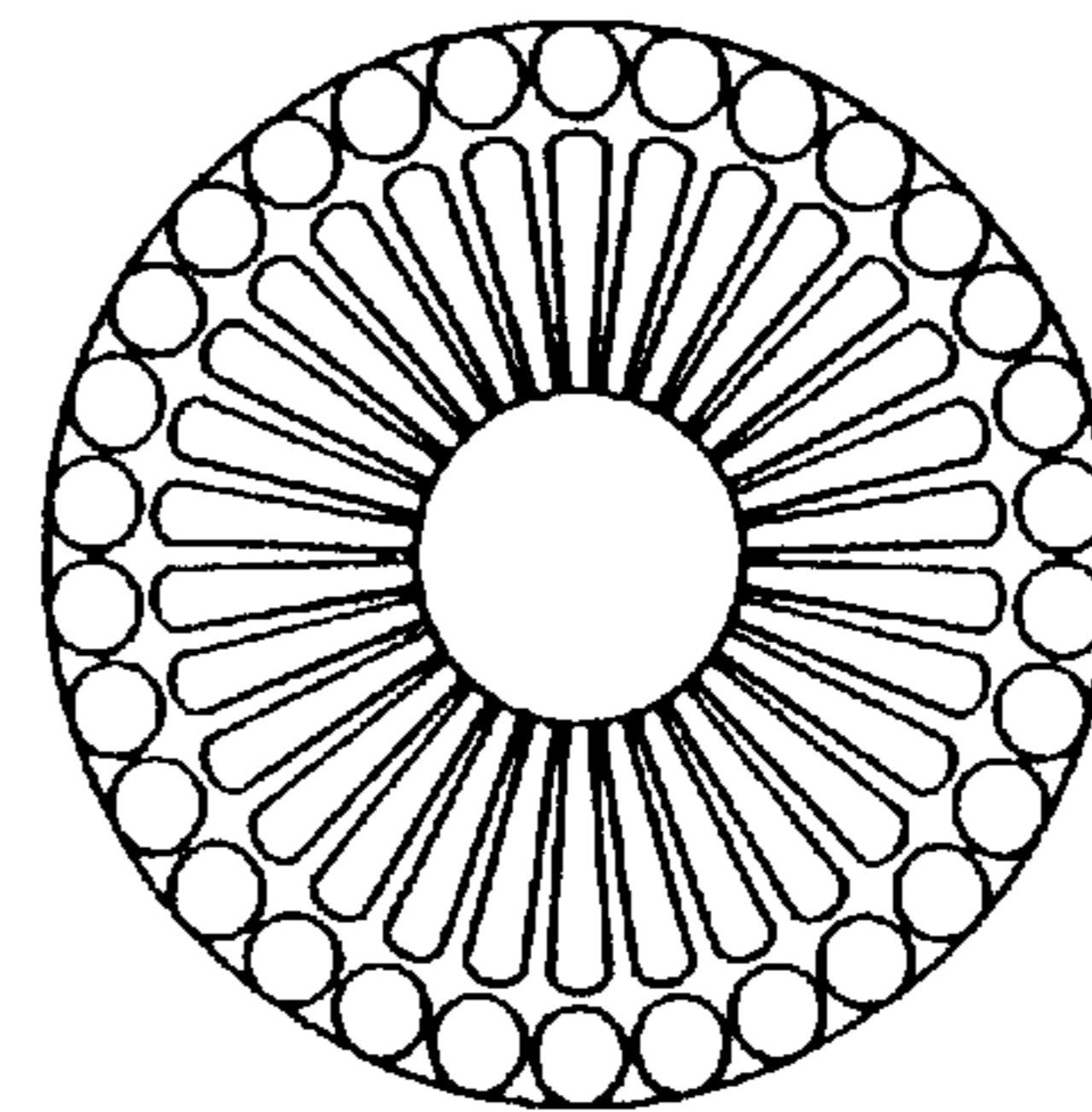


FIG. 9