



US00D510200S

(12) **United States Design Patent**
Tuman

(10) **Patent No.:** **US D510,200 S**

(45) **Date of Patent:** **** Oct. 4, 2005**

(54) **VEHICLE SEAT**

(75) **Inventor:** **William Tuman, Colona, IL (US)**

(73) **Assignee:** **Sears Manufacturing Co., Davenport, IA (US)**

(**) **Term:** **14 Years**

(21) **Appl. No.:** **29/187,273**

(22) **Filed:** **Jul. 29, 2003**

(51) **LOC (8) Cl. 06-01**

(52) **U.S. Cl. D6/356**

(58) **Field of Search** D6/356, 500, 502,
D6/368, 334, 335, 367, 374, 375, 369;
297/452.24, 452.26, 452.34, 452.35

(56) **References Cited**

U.S. PATENT DOCUMENTS

D301,191 S	*	5/1989	Anello et al.	D6/502
D303,878 S	*	10/1989	Goldsmith	D6/368
D367,982 S	*	3/1996	Stirling et al.	D6/500
D398,172 S	*	9/1998	Greaves et al.	D6/500
D411,381 S	*	6/1999	Greaves et al.	D6/368
D439,451 S	*	3/2001	Simons et al.	D6/502
D442,400 S	*	5/2001	Simons et al.	D6/500

D482,882 S	*	12/2003	Murphy	D6/356
D483,191 S	*	12/2003	Murphy	D6/356
D485,446 S	*	1/2004	Stulik	D6/356

* cited by examiner

Primary Examiner—Ruth McInroy

Assistant Examiner—Terrence Huang

(74) *Attorney, Agent, or Firm*—Niro, Scavone, Haller & Niro

(57) **CLAIM**

I claim the ornamental design of a vehicle seat, as shown and described.

DESCRIPTION

FIG. 1 is a perspective view of a vehicle seat of my new design;

FIG. 2 is a top plan view thereof;

FIG. 3 is a front elevational view thereof;

FIG. 4 is a side view thereof; and,

FIG. 5 is a rear elevational view thereof.

The fragmented crosshatch pattern shown in the drawing is understood to repeat uniformly throughout the circumscribed areas.

1 Claim, 3 Drawing Sheets

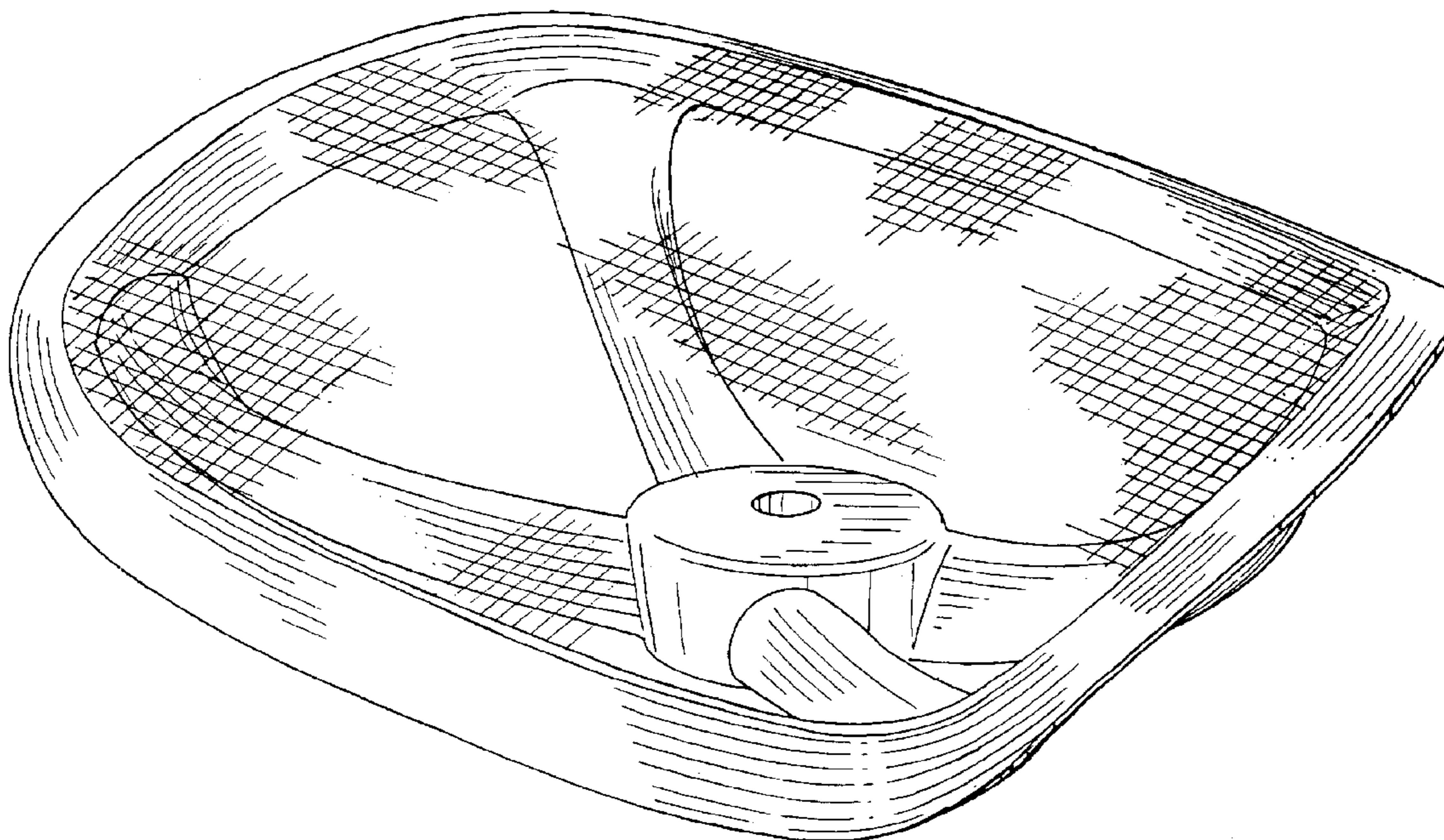


FIG. 1

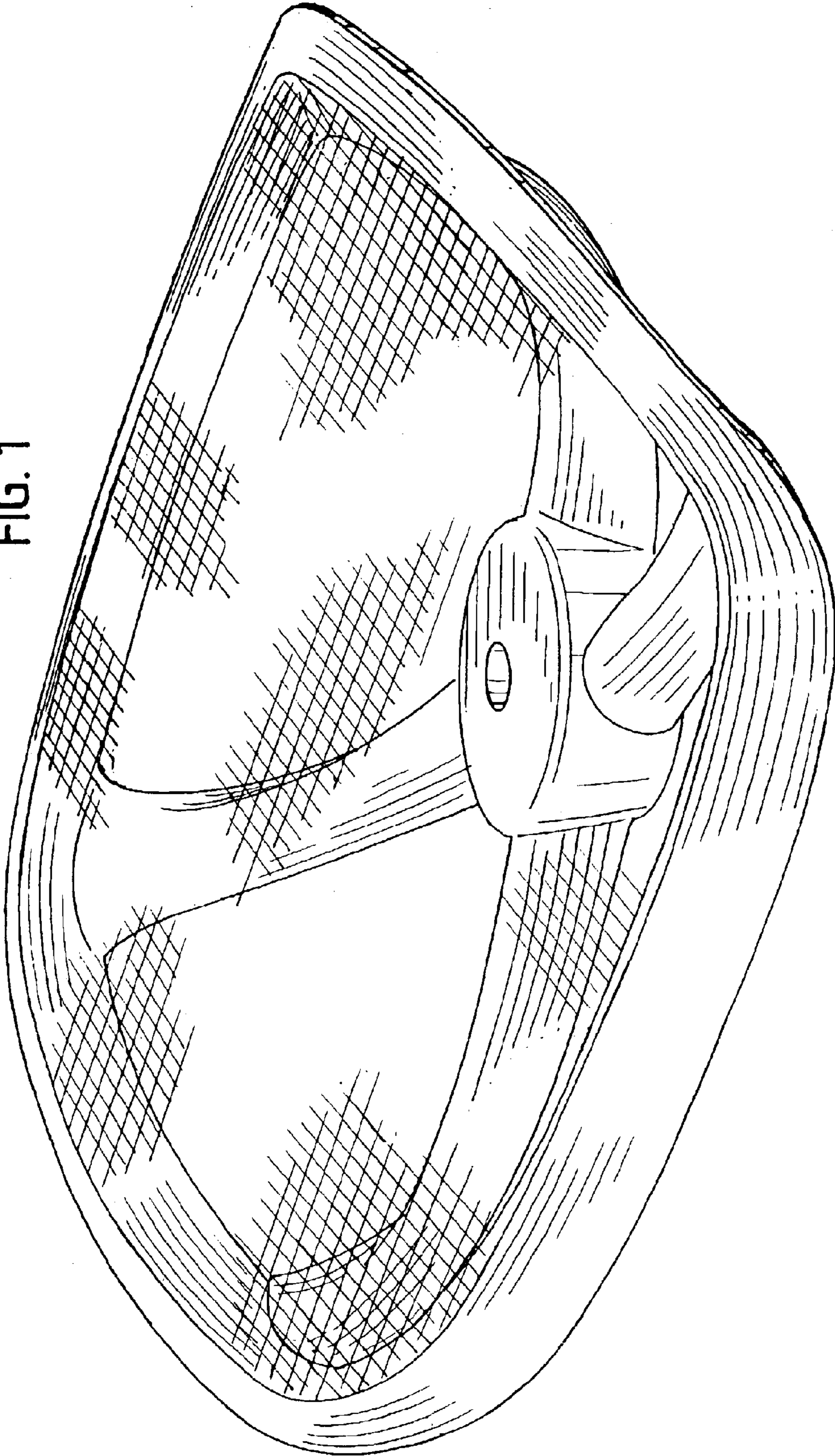


FIG. 2

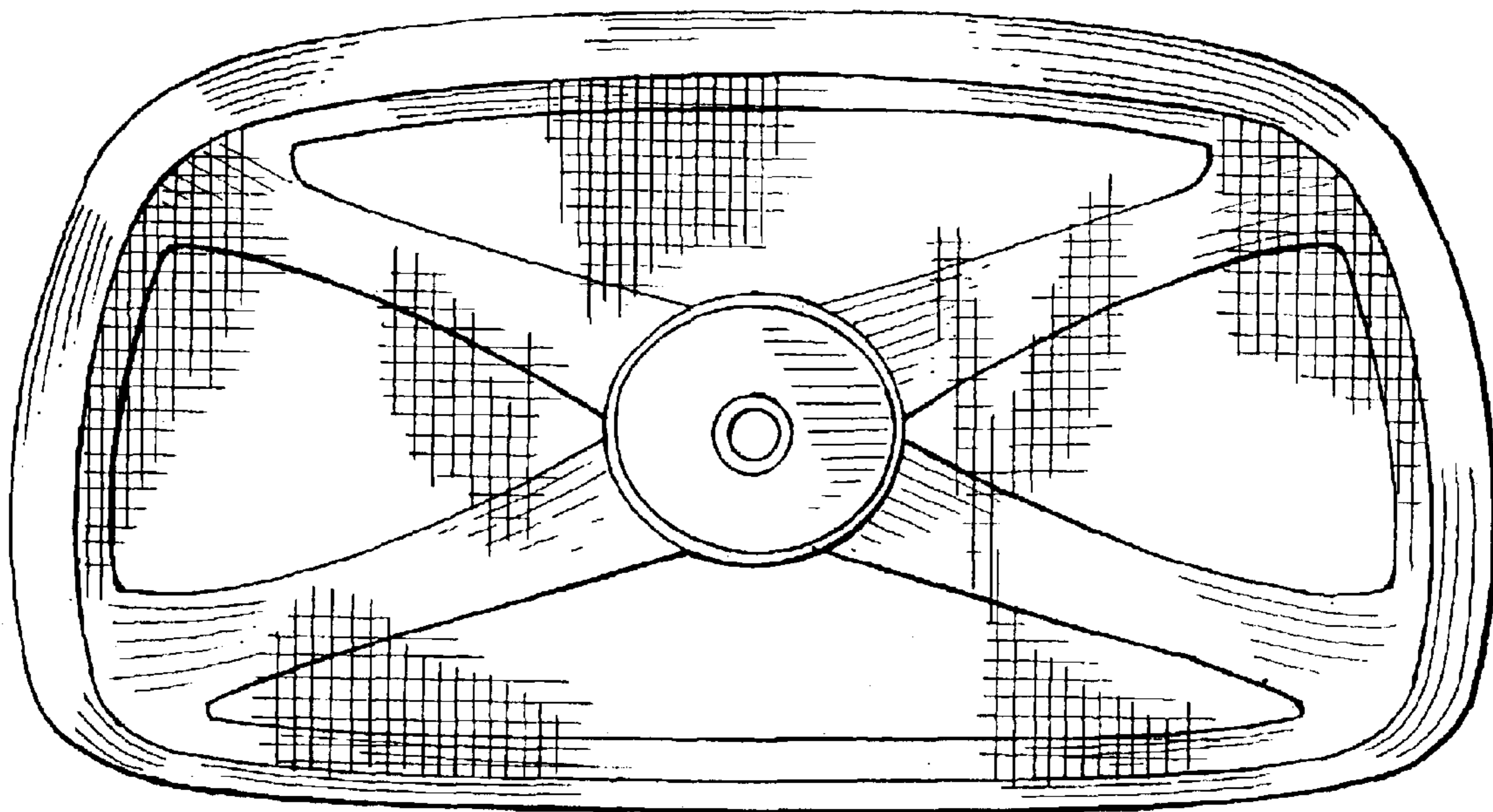


FIG. 3

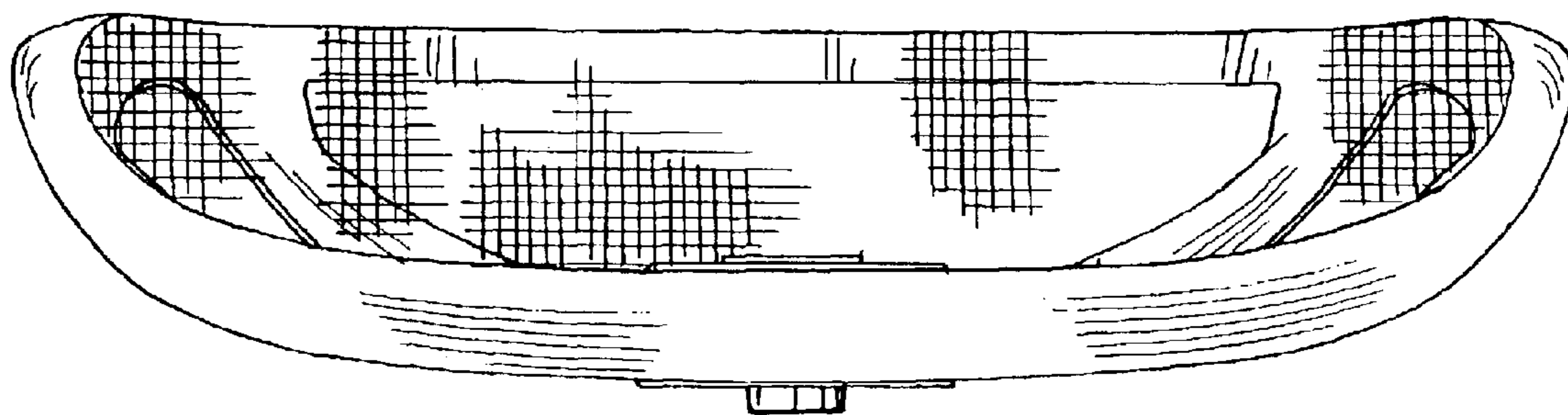


FIG. 4

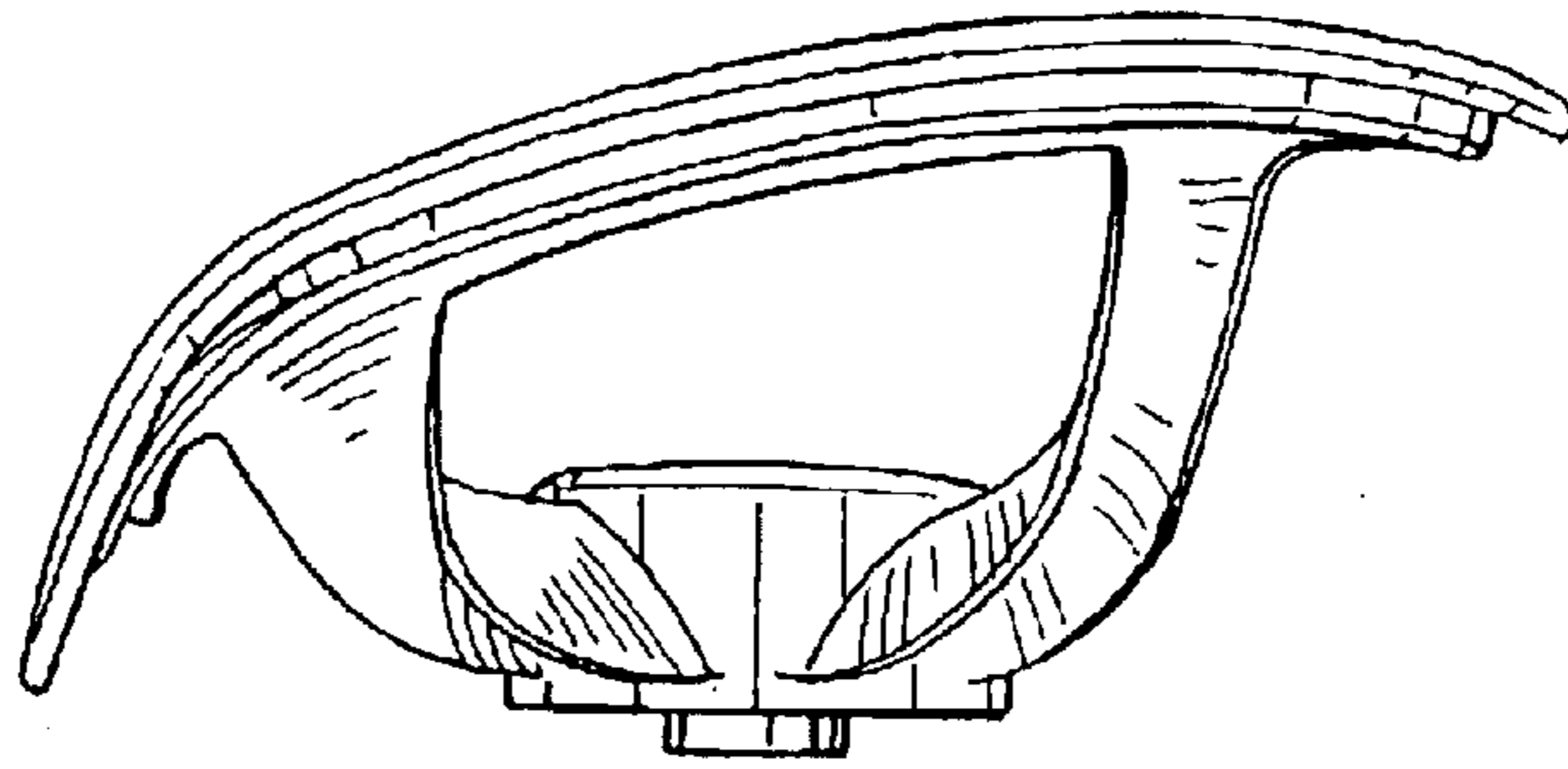


FIG. 5

