



US00D510197S

(12) **United States Design Patent**  
**Lin**

(10) **Patent No.:** **US D510,197 S**

(45) **Date of Patent:** **\*\* Oct. 4, 2005**

(54) **MIRROR**

D78,020 S \* 3/1929 Hajny ..... D11/132  
3,959,050 A \* 5/1976 Hooper, Jr. .... 156/79

(76) **Inventor:** **Tsong-Yow Lin**, No. 57-1, Yung Ho Street, Yung Ho Village, Ta Tu Hsiang, Taichung Hsien (TW)

\* cited by examiner

(\*\*) **Term:** **14 Years**

*Primary Examiner*—Janice E. Seeger  
*Assistant Examiner*—Sydney R. Buffalow  
(74) *Attorney, Agent, or Firm*—Alan D. Kamrath; Nikolai & Mersereau, P.A.

(21) **Appl. No.:** **29/203,507**

(22) **Filed:** **Apr. 15, 2004**

(57) **CLAIM**

(51) **LOC (8) Cl.** ..... **06-07**

The ornamental design for mirror, as shown and described.

(52) **U.S. Cl.** ..... **D6/300**

**DESCRIPTION**

(58) **Field of Search** ..... D6/300-314, 444;  
40/700, 711, 714, 715, 716, 719, 720, 721,  
722, 735, 738, 744, 745, 754, 765, 768,  
769, 790, 798, 597; D20/29-32, 10; D11/131,  
133, 134, 135, 132; 359/838, 871, 872;  
248/466-467

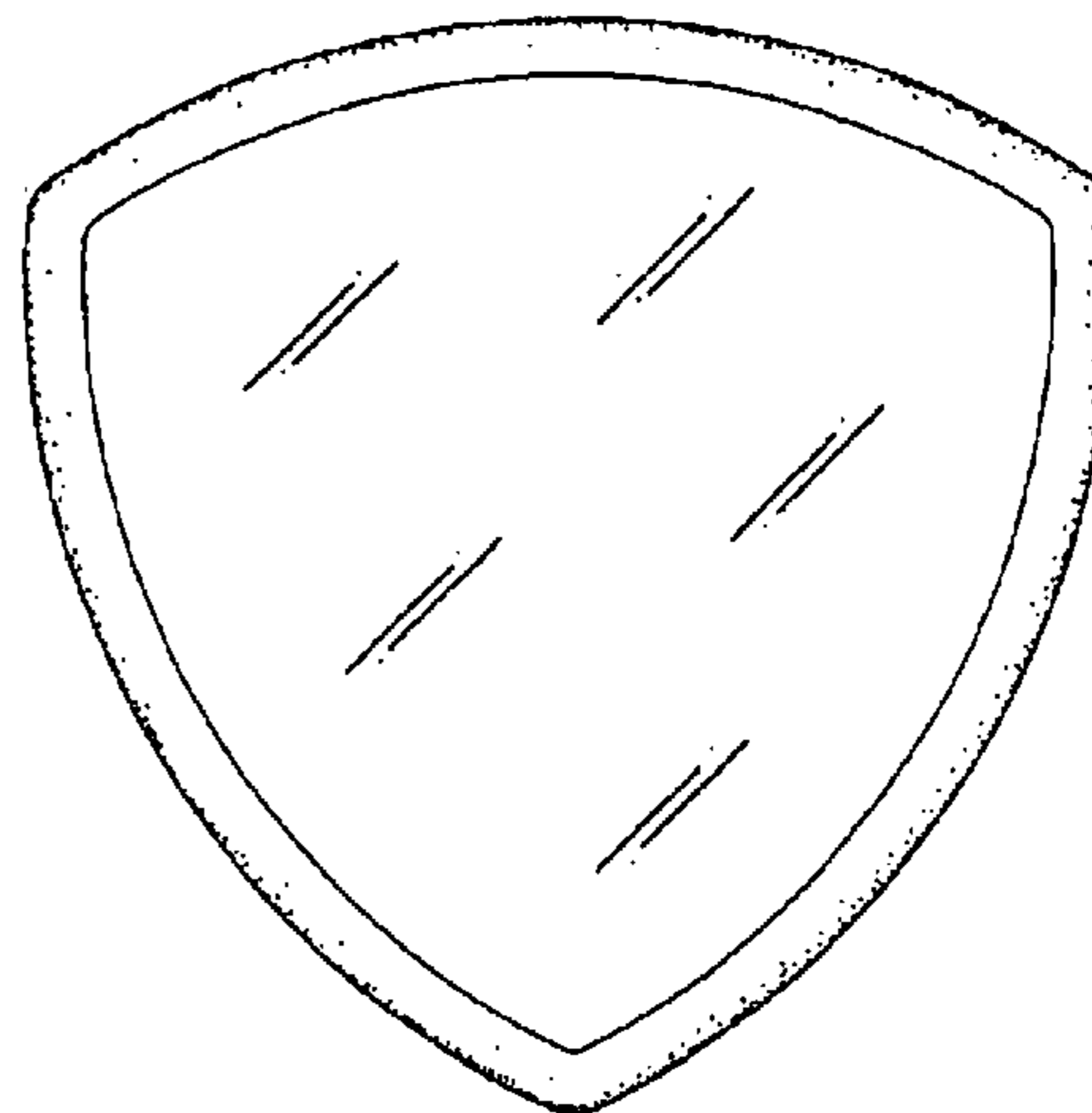
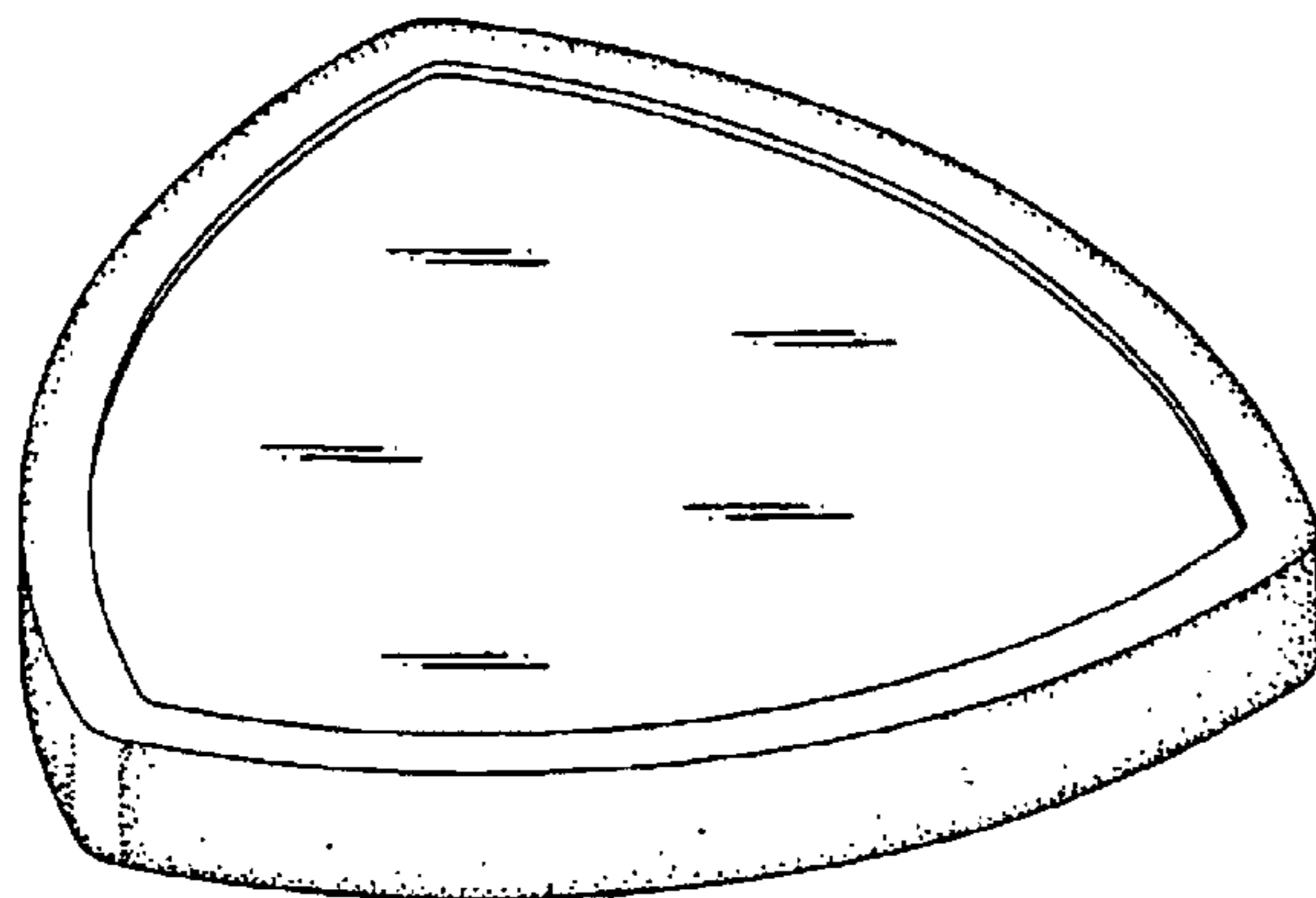
FIG. 1 is a perspective view of a mirror showing my new design;  
FIG. 2 is a front view thereof;  
FIG. 3 is a rear view thereof;  
FIG. 4 is a left view thereof;  
FIG. 5 is a right view thereof; and,  
FIG. 6 is a top view thereof.

(56) **References Cited**

**U.S. PATENT DOCUMENTS**

D78,019 S \* 3/1929 Hajny ..... D11/132

**1 Claim, 2 Drawing Sheets**



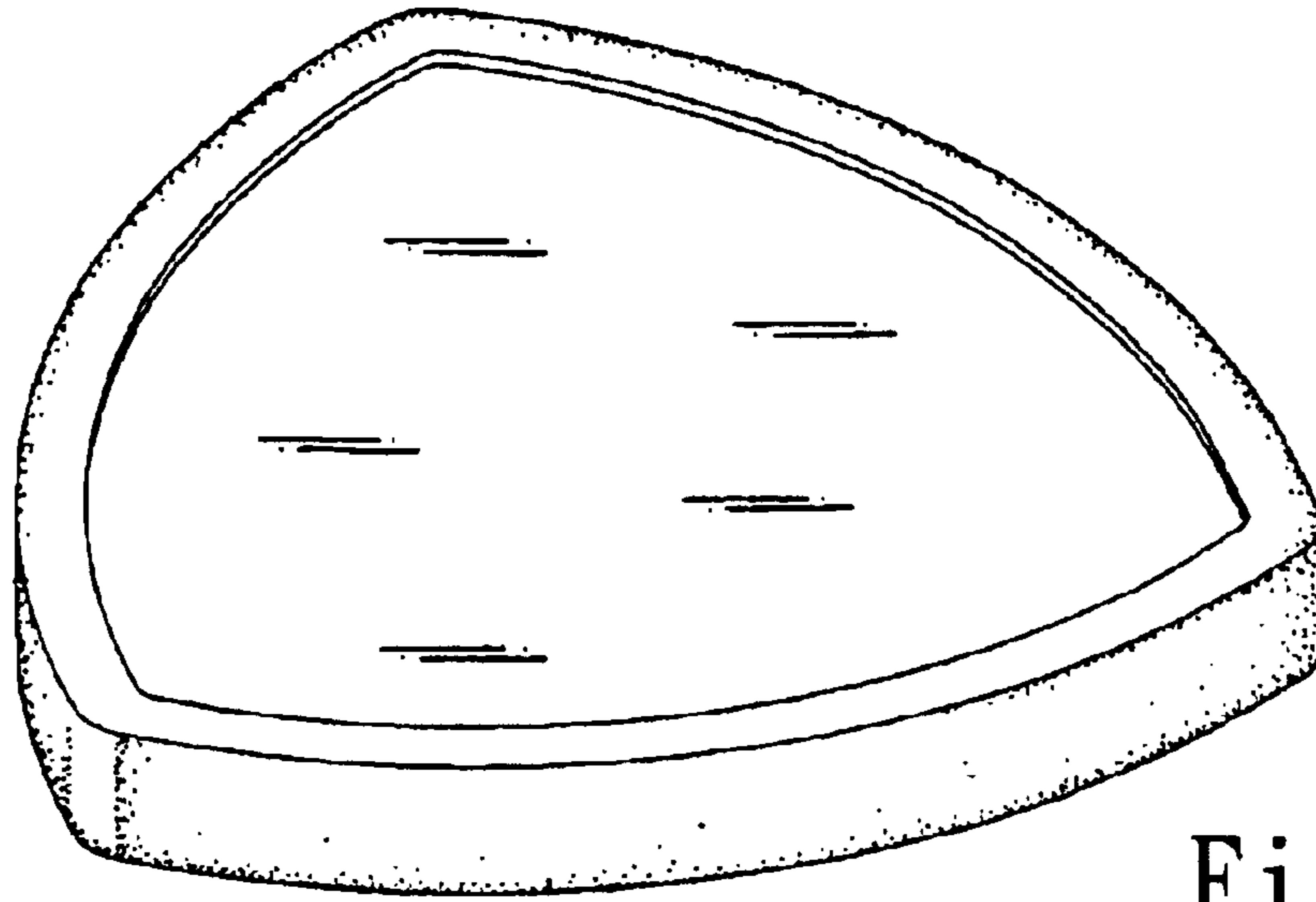


Fig. 1




Fig. 2




Fig. 3




Fig. 4




Fig. 5

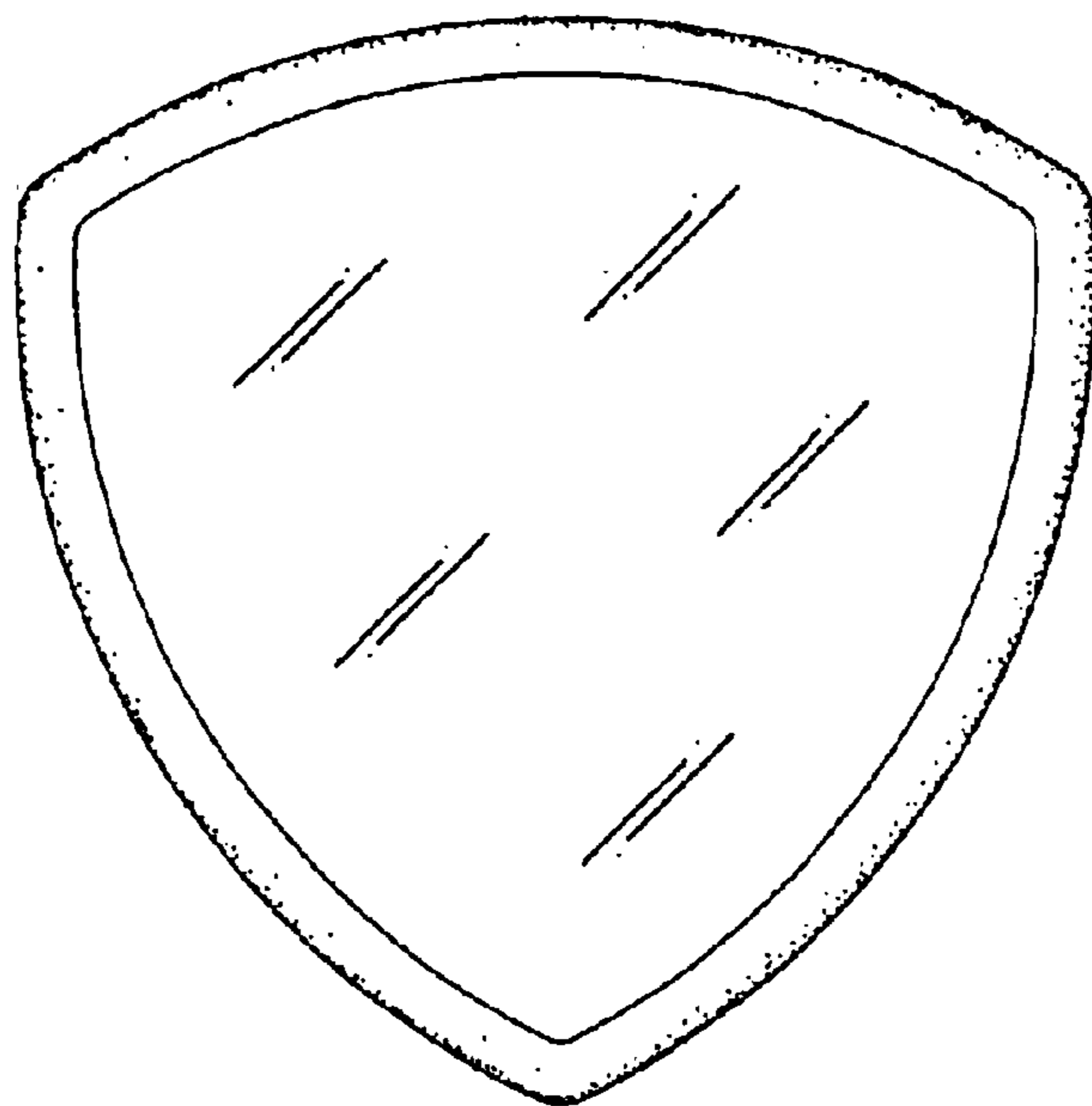


Fig. 6