



US00D510189S

(12) **United States Design Patent**
Greiner

(10) **Patent No.: US D510,189 S**

(45) **Date of Patent: ** Oct. 4, 2005**

(54) **ORGANIZER BOX**

(76) Inventor: **Lori Greiner**, 1301 Dearborn Pkwy.,
Suite 402, Chicago, IL (US) 60610

(**) Term: **14 Years**

4,616,891 A	10/1986	Jantzen
4,717,024 A	1/1988	Djezovic
4,771,206 A	9/1988	Taylor
4,811,996 A	3/1989	Hansson
4,850,658 A	7/1989	Sandor
4,854,656 A	8/1989	O'Keefe

(Continued)

(21) Appl. No.: **29/203,133**

(22) Filed: **Apr. 8, 2004**

(51) **LOC (8) Cl. 03-01**

(52) **U.S. Cl. D3/295; D3/284**

(58) **Field of Search D3/283, 284, 294,**
D3/295, 296, 903, 905; 190/103, 109, 110;
206/6.1, 235, 457, 349, 373; 312/266, 271,
269

FOREIGN PATENT DOCUMENTS

DE	19924969	12/2000
FR	940540	12/1948
GB	287249	3/1928
GB	2 205 255	12/1988
GB	2 217 298	10/1989
GB	2 273 649	6/1994
GB	2 345 630	7/2000
JP	2000197530	7/2000
WO	99/00005	1/1999

(56) **References Cited**

U.S. PATENT DOCUMENTS

1,131,713 A	3/1915	Kramer	
1,369,577 A	2/1921	Miller	
1,600,830 A	9/1926	Lewis	
2,268,637 A	1/1942	Bernstein	
2,286,427 A	6/1942	Levensten	
2,513,150 A	6/1950	Davis	
2,663,608 A	12/1953	Schauer	
2,739,697 A	3/1956	Kuddes	
2,995,409 A	8/1961	Simonsen	
3,078,133 A	2/1963	Schauer	
3,591,244 A	7/1971	Hancock, Jr.	
3,639,022 A	2/1972	Elmo	
D228,820 S	* 10/1973	Day	D3/284
3,813,138 A	5/1974	Doohan	
3,876,271 A	4/1975	Shirlock	
3,930,702 A	1/1976	Pichowicz	
3,985,409 A	* 10/1976	Kneier	312/271
4,120,549 A	10/1978	Bureau	
4,239,308 A	12/1980	Bradley	
4,303,158 A	* 12/1981	Perkins	206/373
D264,896 S	* 6/1982	Perkins	D3/283
4,371,077 A	2/1983	Solitt et al.	
4,396,121 A	8/1983	Lemmon	
4,511,041 A	4/1985	Waitzman	
D281,837 S	* 12/1985	Lin	D3/284

Primary Examiner—Philip S. Hyder

(74) *Attorney, Agent, or Firm*—Natalie D. Kadievitch;
Fredrickson & Byron, P.A.

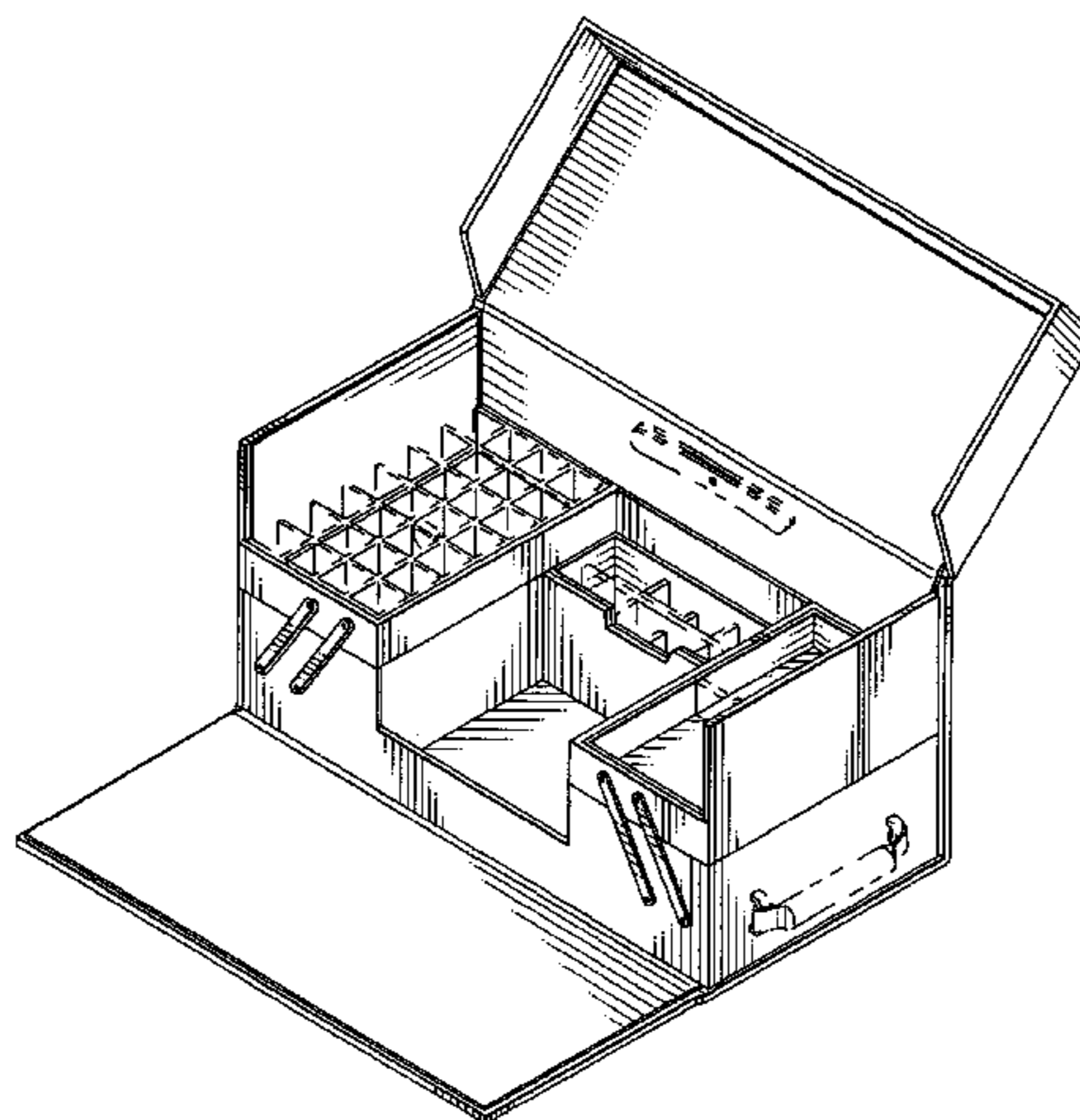
(57) **CLAIM**

I claim the ornamental design for the organizer box, as shown and described.

DESCRIPTION

FIG. 1 is a perspective view of the organizer box of my design shown in an open state;
 FIG. 2 is a perspective view of the organizer box shown in FIG. 1 with trays pivoted to an open position;
 FIG. 3 is a front view of the organizer box in a closed state;
 FIG. 4 is a top view of the organizer box in a closed state;
 FIG. 5 is a left side view of the organizer box in a closed state;
 FIG. 6 is a back view of the organizer box in a closed state; and,
 FIG. 7 is a bottomview of the organizer box in a closed state.
 The broken line portions of the disclosure are for illustrative purposes only and form no part of the claimed design.

1 Claim, 7 Drawing Sheets



US D510,189 S

Page 2

U.S. PATENT DOCUMENTS

4,936,463 A	6/1990	Tiramani	
4,984,854 A	1/1991	DeLavallade	
D318,175 S	* 7/1991	Venanzini	D3/284
5,102,209 A	4/1992	Hesseltine	
5,108,162 A	4/1992	Lund	
5,117,971 A	6/1992	Fisher	
5,261,529 A	11/1993	Holland	
5,358,100 A	10/1994	Wolff	
D358,708 S	* 5/1995	Ko	D3/276
5,411,139 A	5/1995	Victory	
5,484,092 A	1/1996	Cheney	
5,511,873 A	4/1996	Mech	
D460,259 S	* 7/2002	Oelfke	D3/284
D475,197 S	* 6/2003	Stoddard	D3/284
D485,067 S	* 1/2004	Wolf	D3/295
D485,682 S	* 1/2004	Wolf	D3/295

* cited by examiner

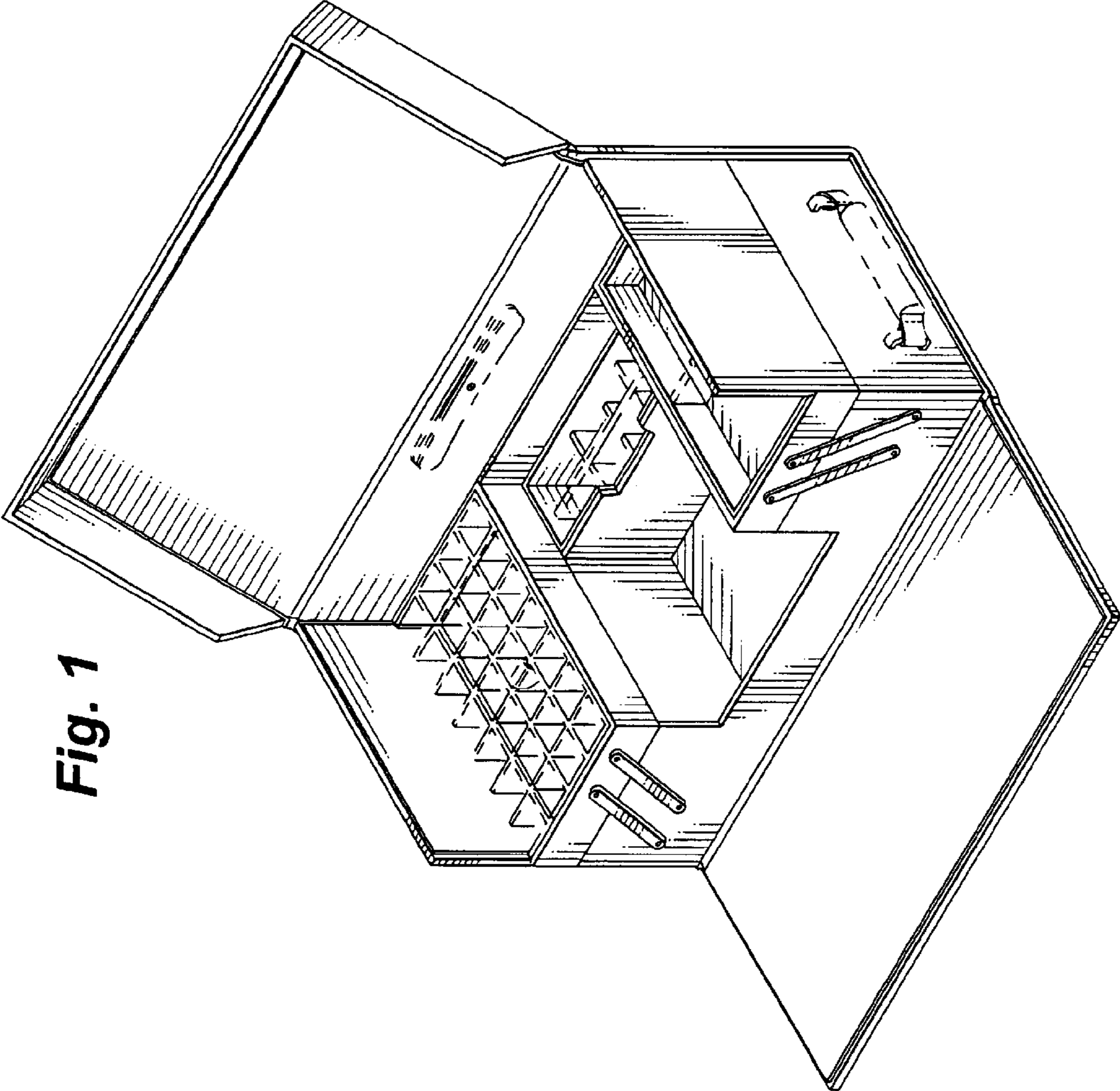


Fig. 1

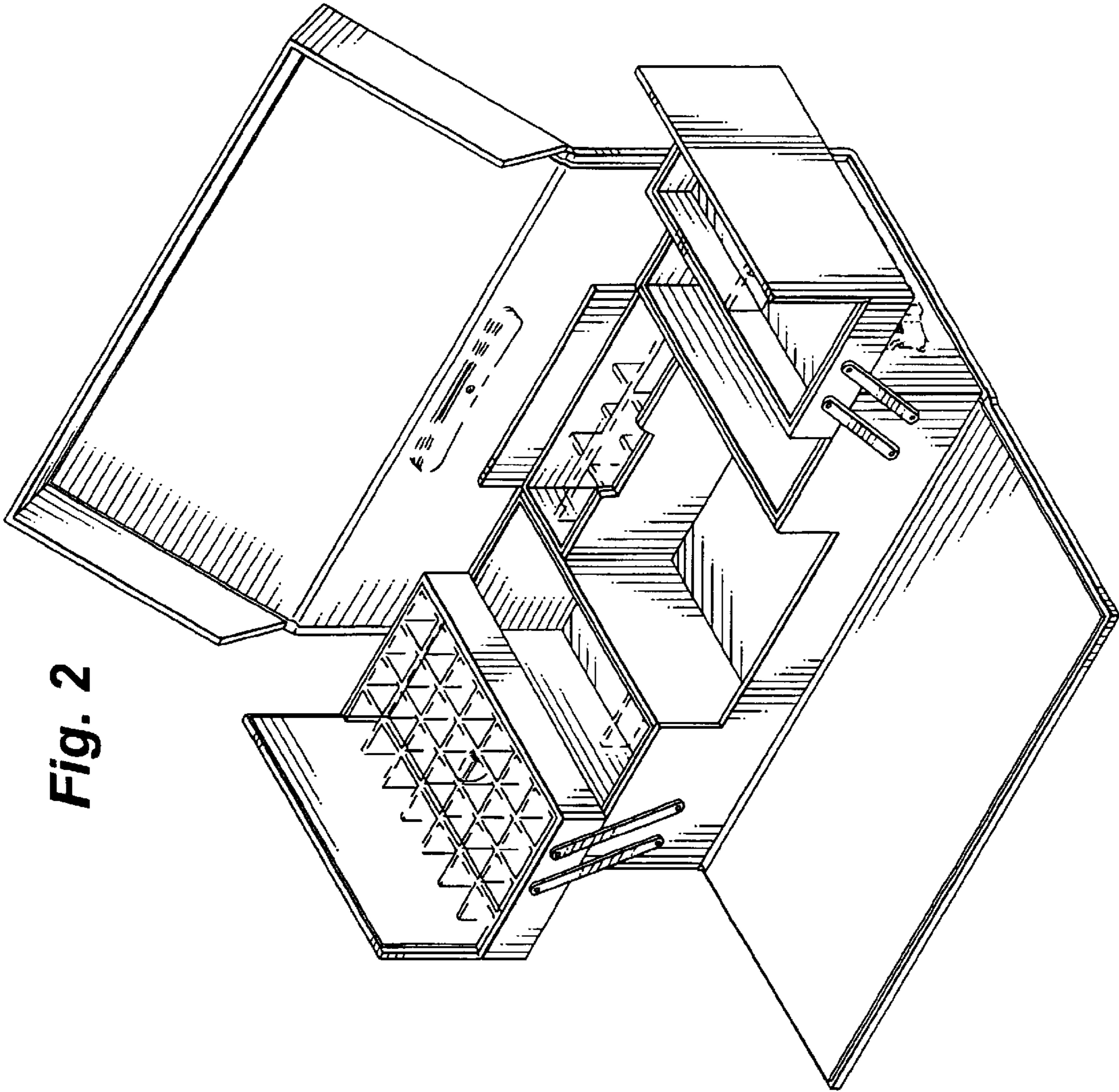


Fig. 2

Fig. 3




Fig. 4




Fig. 5

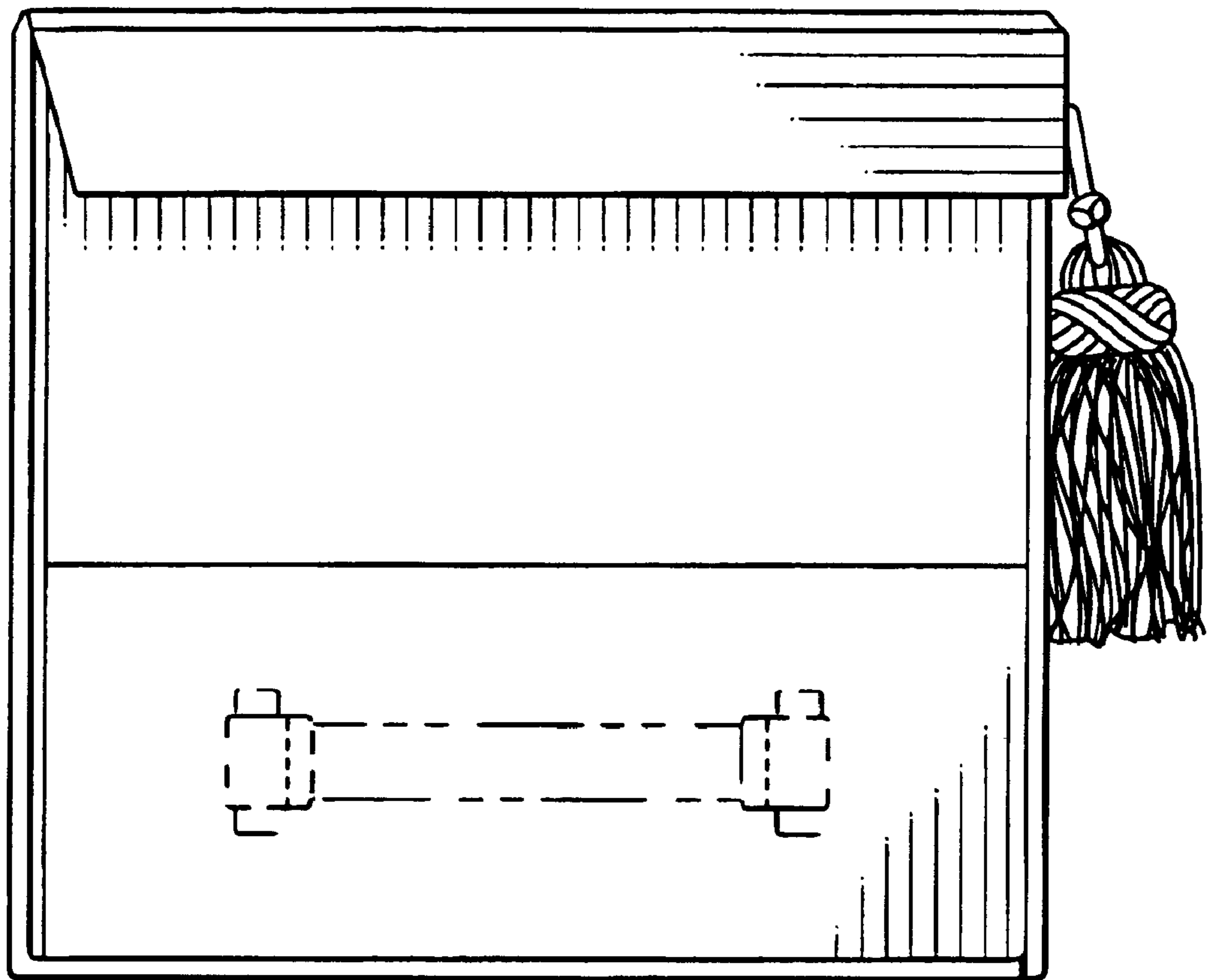


Fig. 6




Fig. 7

