

US00D510181S

(12) **United States Design Patent** (10) **Patent No.:** **US D510,181 S**
Cessor (45) **Date of Patent:** **** Oct. 4, 2005**

(54) **PORTION OF A SHOE UPPER**
(75) Inventor: **Susan D. Cessor**, Lake Oswego, OR (US)
(73) Assignee: **Nike, Inc.**, Beaverton, OR (US)
(**) Term: **14 Years**
(21) Appl. No.: **29/214,777**
(22) Filed: **Oct. 12, 2004**
(51) **LOC (8) Cl.** **02-99**
(52) **U.S. Cl.** **D2/972**
(58) **Field of Search** D2/902, 907, 908, D2/943, 944, 969, 972-974; 36/45, 50.1-54, 77 M, 77 R, 83, 88, 113, 114, 126-131

D485,052 S 1/2004 Holmes
D494,355 S 8/2004 Allen
D495,125 S 8/2004 Cessor
D495,864 S 9/2004 Herbst
D495,865 S 9/2004 Lee
D499,245 S * 12/2004 Wahoske D2/972

OTHER PUBLICATIONS

Nike Footwear Catalog Late Spring 1997, p. 54, published Sep. 1996.
Nike Footwear Catalog Spring 1998, pp. 29, 102, 114, published Jun. 1997.
Nike Footwear Catalog Spring 2004, pp. M9, W7, published Jun. 2003.
Nike Footwear Catalog Fall 2004, p. M106, published Nov. 2003.

* cited by examiner

Primary Examiner—Dominic Simone
(74) *Attorney, Agent, or Firm*—Banner & Witcoff, Ltd.

(56) **References Cited**
U.S. PATENT DOCUMENTS

D364,499 S 11/1995 Avar
D365,201 S 12/1995 Avar
D395,354 S 6/1998 Avar
D397,852 S 9/1998 Smith, III
D398,770 S 9/1998 Lozano
D401,052 S 11/1998 Lozano
D406,448 S 3/1999 Rask
D412,054 S 7/1999 Gray et al.
D413,716 S 9/1999 Neely
D415,885 S 11/1999 Mervar
D440,756 S 4/2001 Cooper
D442,360 S 5/2001 Holmes
D443,756 S * 6/2001 McDowell D2/972
D447,617 S 9/2001 Matis et al.
D449,730 S 10/2001 McDowell
D452,069 S 12/2001 Allen
D458,741 S 6/2002 Rogers
D467,722 S 12/2002 Wahoske
D475,519 S 6/2003 Morris

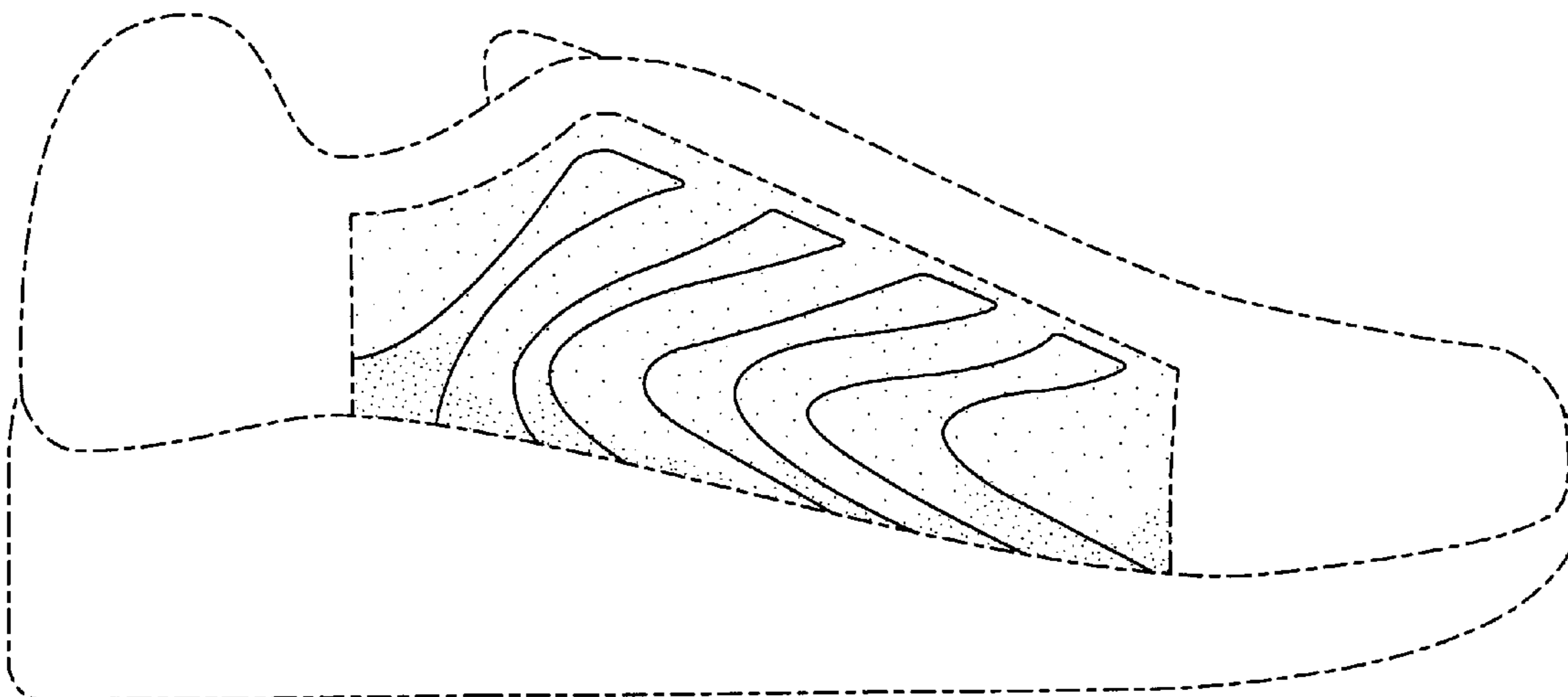
(57) **CLAIM**

The ornamental design for a portion of a shoe upper, as shown and described.

DESCRIPTION

FIG. 1 is a front perspective view of a portion of a shoe upper showing my new design;
FIG. 2 is a side elevational view thereof;
FIG. 3 is a rear perspective view thereof; and,
FIG. 4 is a top plan view thereof.
The uneven broken line immediately adjacent to the shaded area represents an unclaimed boundary of the design. The uneven broken line showing of the remainder of the shoe is for illustrative purposes only and forms no part of the claimed design.

1 Claim, 4 Drawing Sheets



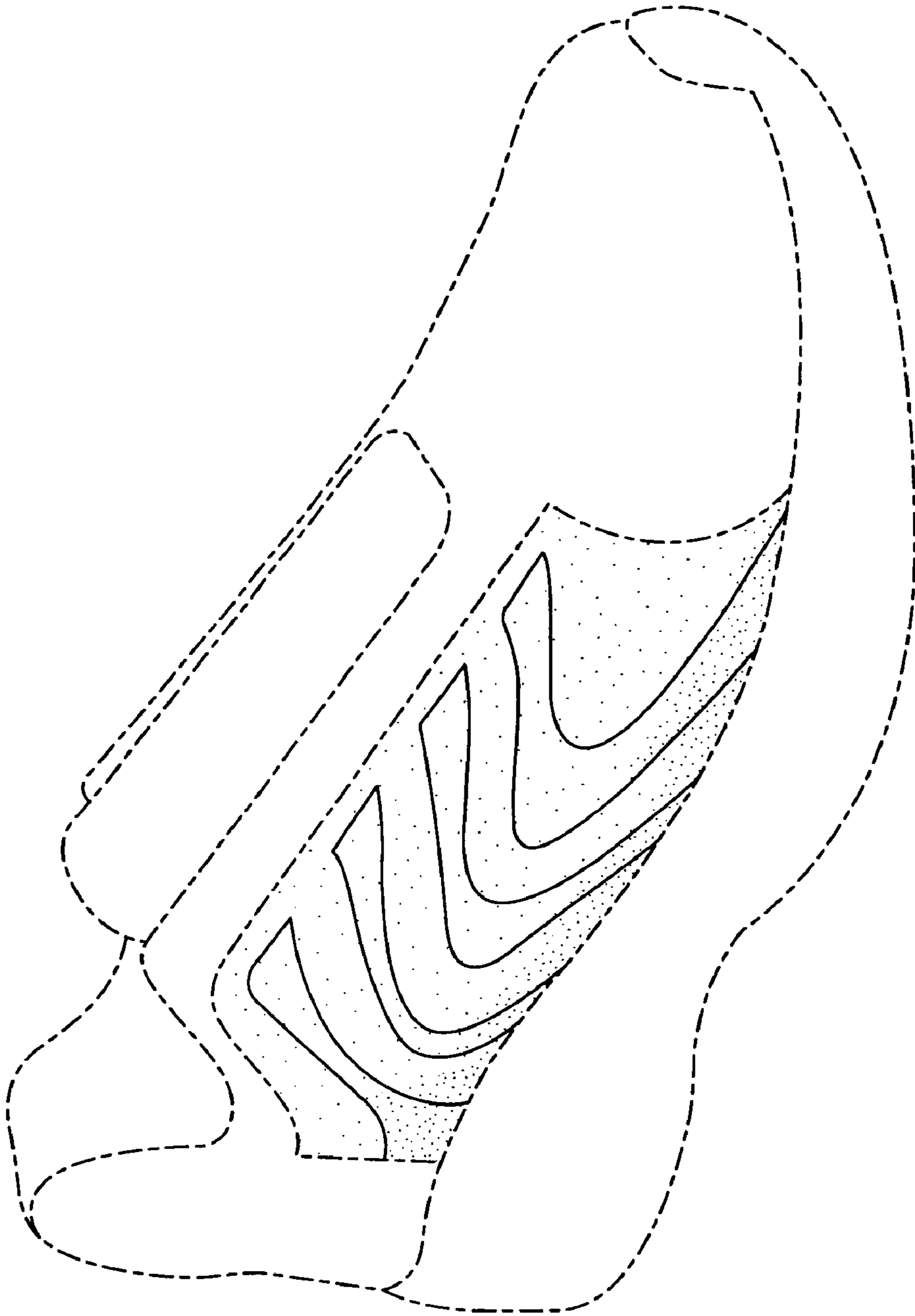


FIG. 1

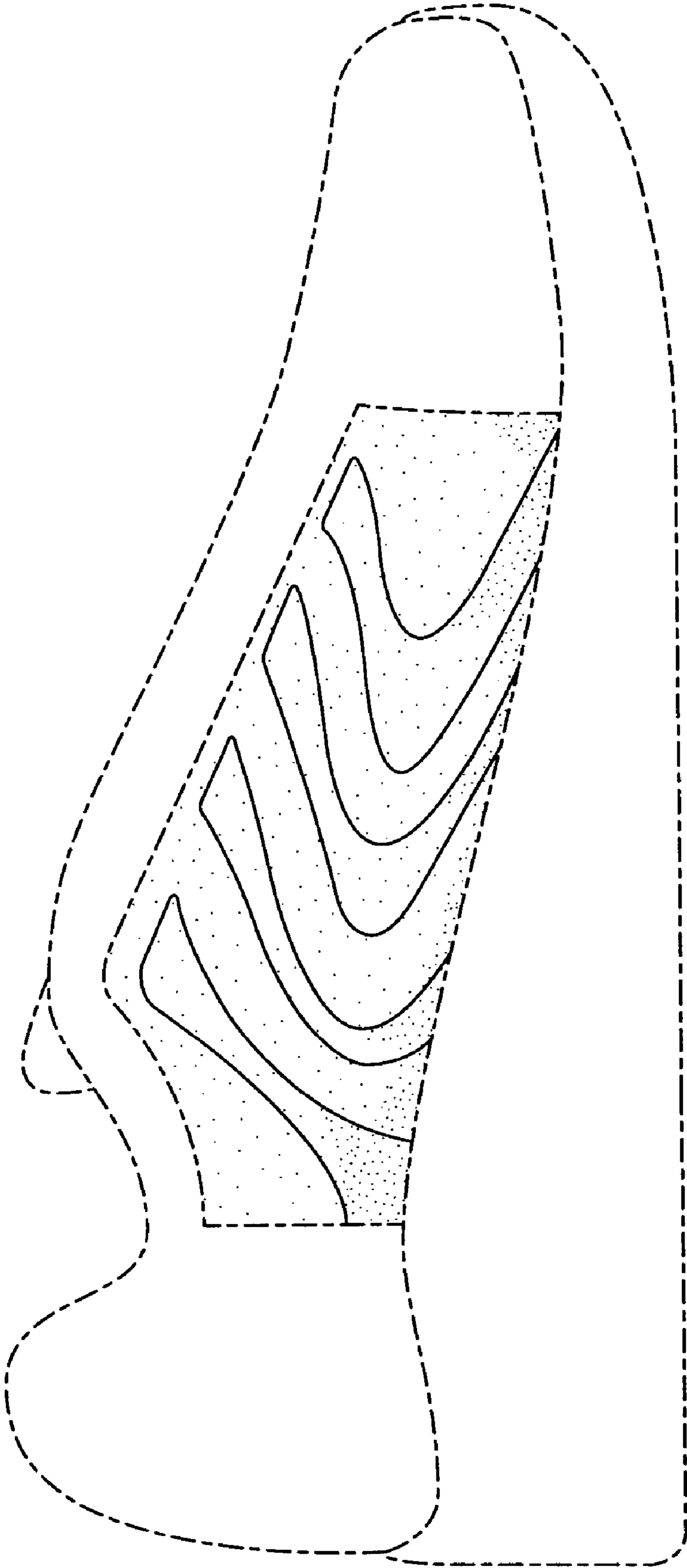


FIG. 2

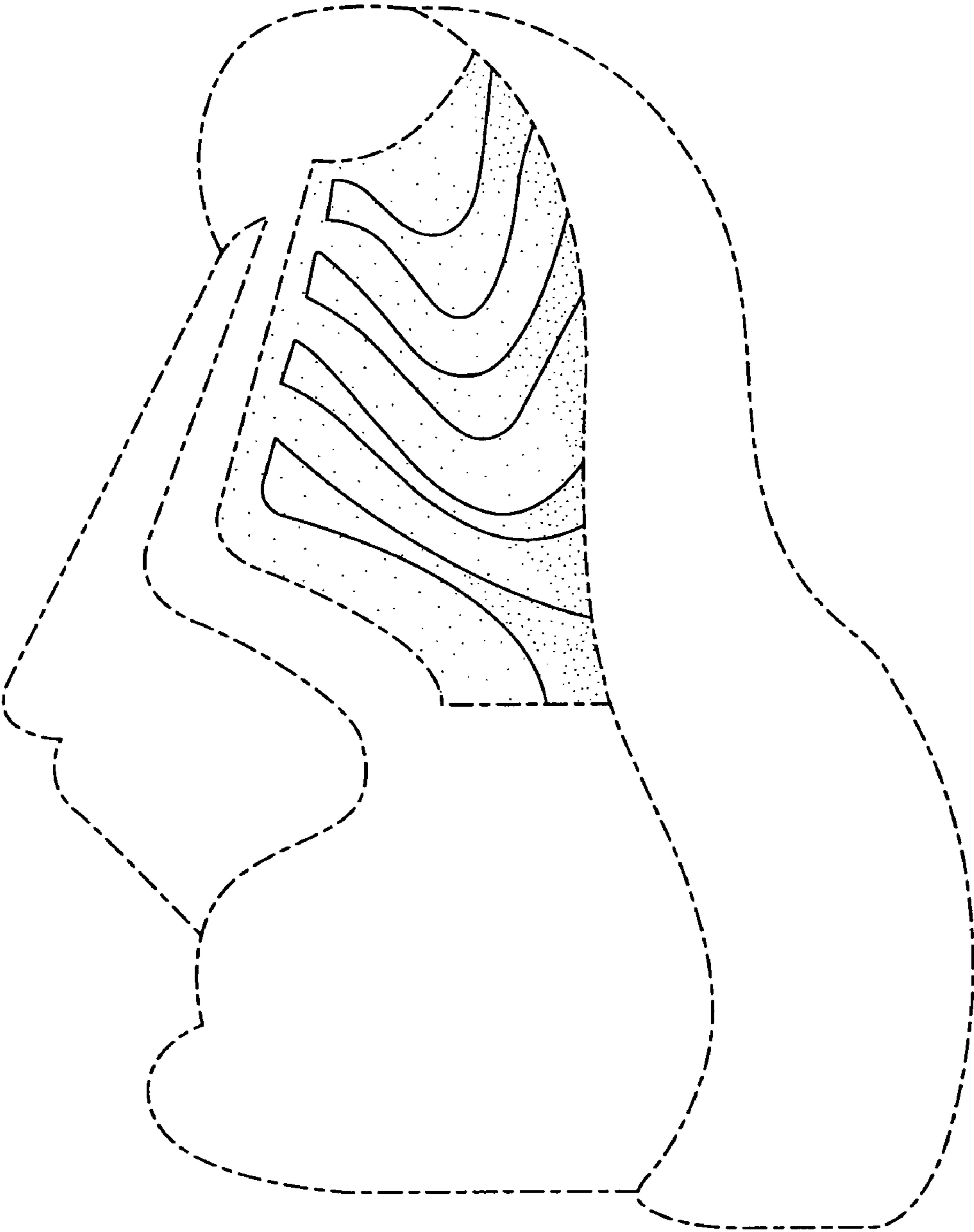


FIG. 3

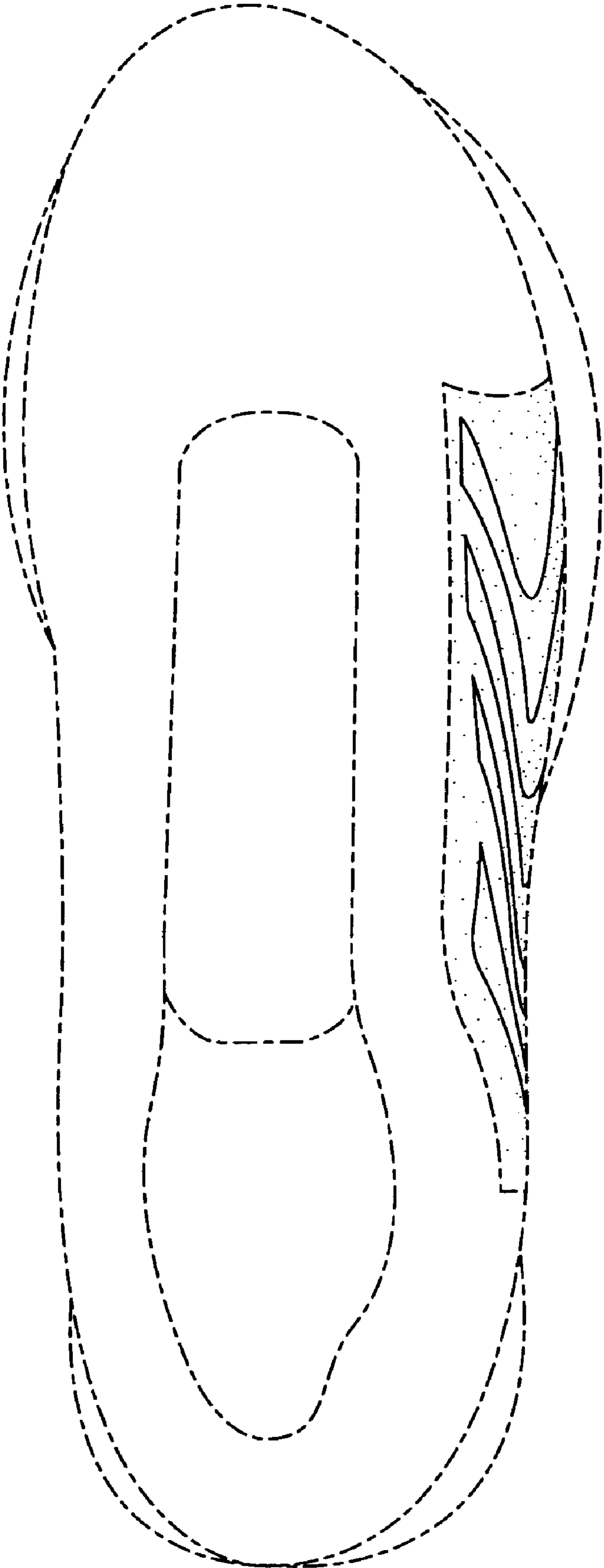


FIG. 4