



US00D510172S

(12) **United States Design Patent**
Wilson et al.

(10) **Patent No.:** **US D510,172 S**
(45) **Date of Patent:** **** Oct. 4, 2005**

(54) **PRETZEL CRACKER WITH TWO HOLES**

(76) Inventors: **Sara Wilson**, 5176 Province Line,
Princeton, NJ (US) 08540; **Warren
Wilson**, 5176 Province Line, Princeton,
NJ (US) 08540

(**) Term: **14 Years**

(21) Appl. No.: **29/214,622**

(22) Filed: **Oct. 7, 2004**

(51) **LOC (8) Cl.** **01-01**

(52) **U.S. Cl.** **D1/125; D1/128**

(58) **Field of Search** D1/125-129, 121,
D1/199, 120; 426/808, 144, 94, 391, 138,
549, 543, 143, 560, 559

(56) **References Cited**

U.S. PATENT DOCUMENTS

D31,777 S * 10/1899 Fox D1/128
4,994,295 A * 2/1991 Holm et al. 426/549
D353,032 S * 12/1994 Mistretta D1/128

D445,237 S * 7/2001 Boselli et al. D1/128
6,479,090 B1 * 11/2002 Carey et al. 426/559
D487,951 S * 4/2004 Barry et al. D1/128

* cited by examiner

Primary Examiner—Pamela Burgess

(74) *Attorney, Agent, or Firm*—Lowe, Hauptman & Berner,
LLP

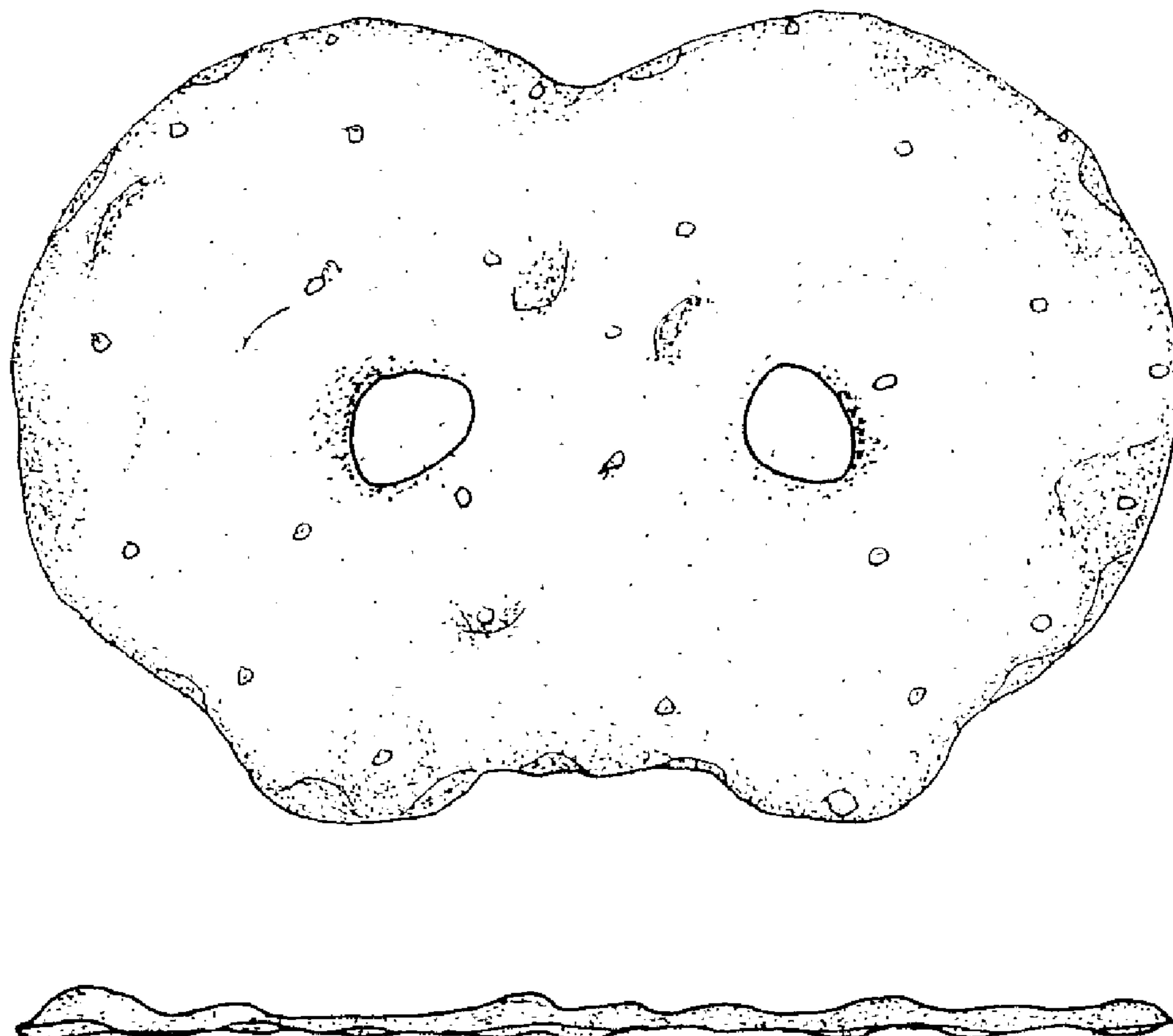
(57) **CLAIM**

The ornamental design for a pretzel cracker with two holes,
as shown and described.

DESCRIPTION

FIG. 1 is a perspective view showing our new design for a
pretzel cracker with two holes;
FIG. 2 is a top view thereof;
FIG. 3 is a front elevational view thereof;
FIG. 4 is a rear elevational view thereof;
FIG. 5 is a right elevational view thereof
FIG. 6 is a left elevational view thereof; and,
FIG. 7 is a bottom plan view thereof.

1 Claim, 1 Drawing Sheet



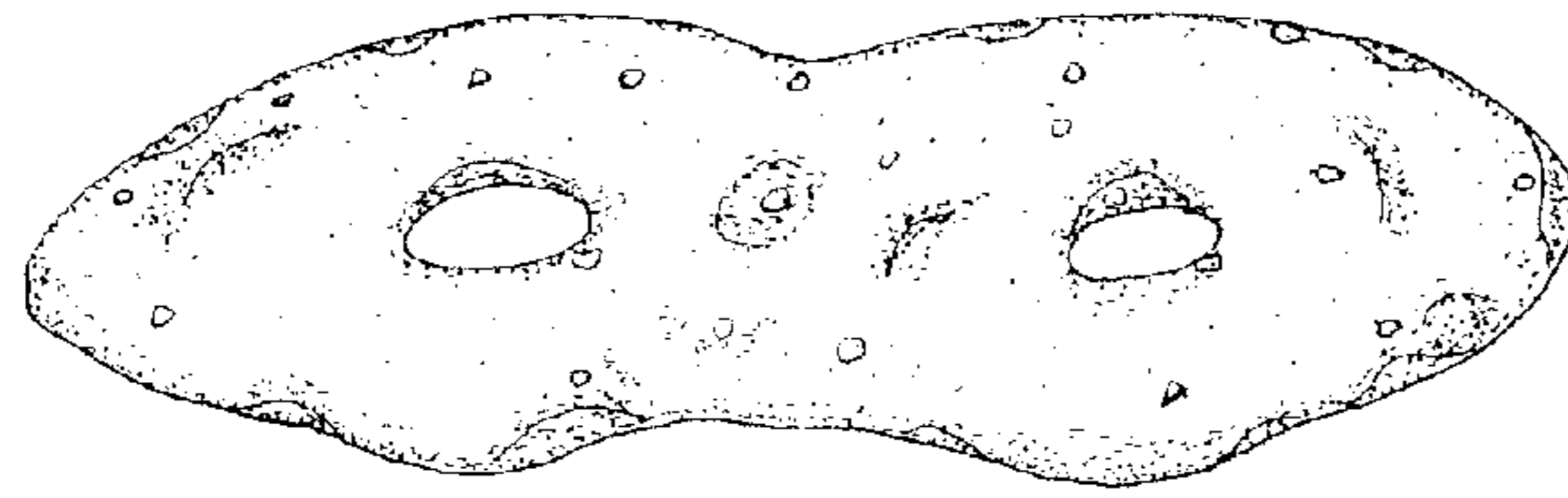


FIG. 1

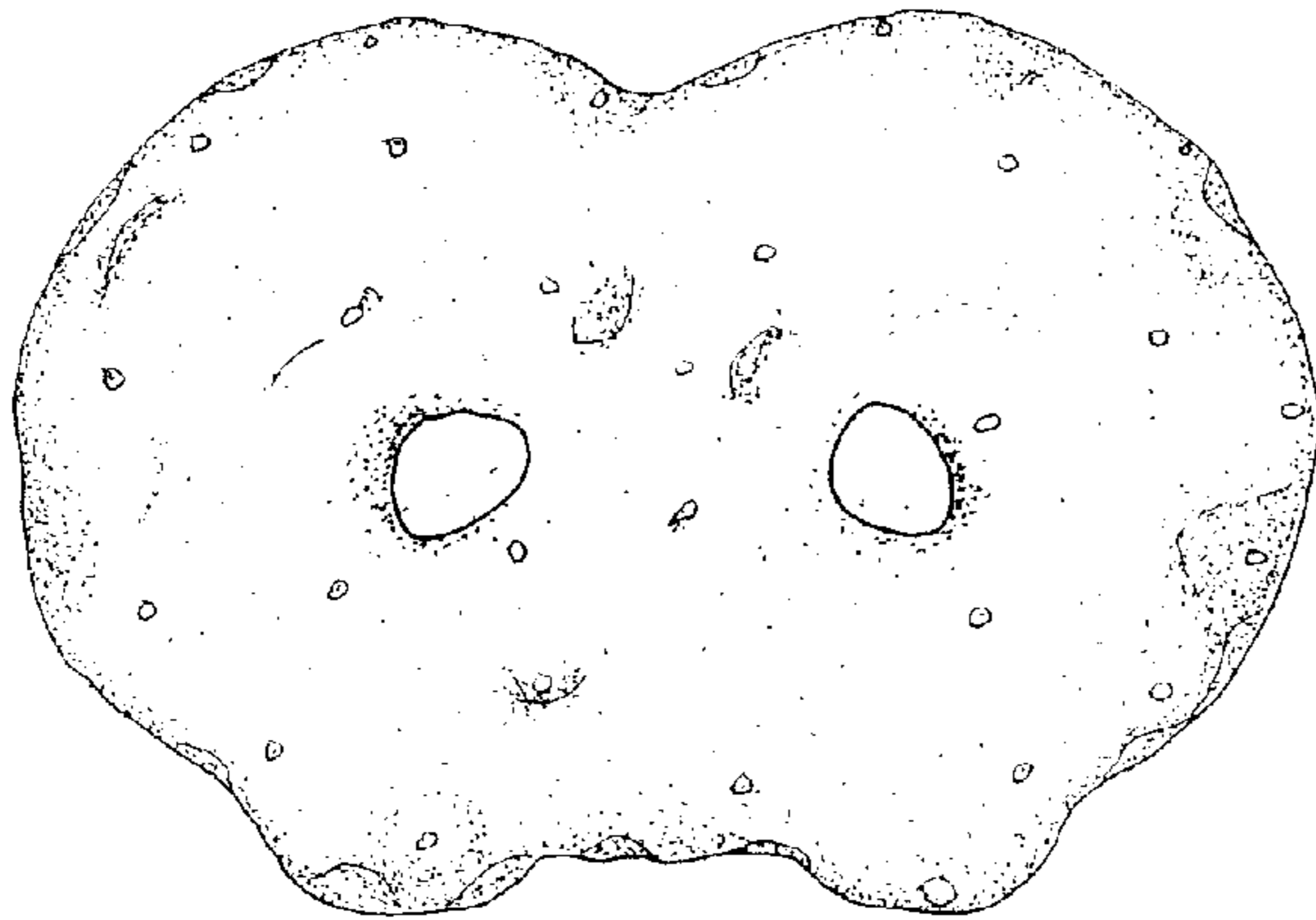


FIG. 2



FIG. 3



FIG. 5



FIG. 4



FIG. 6

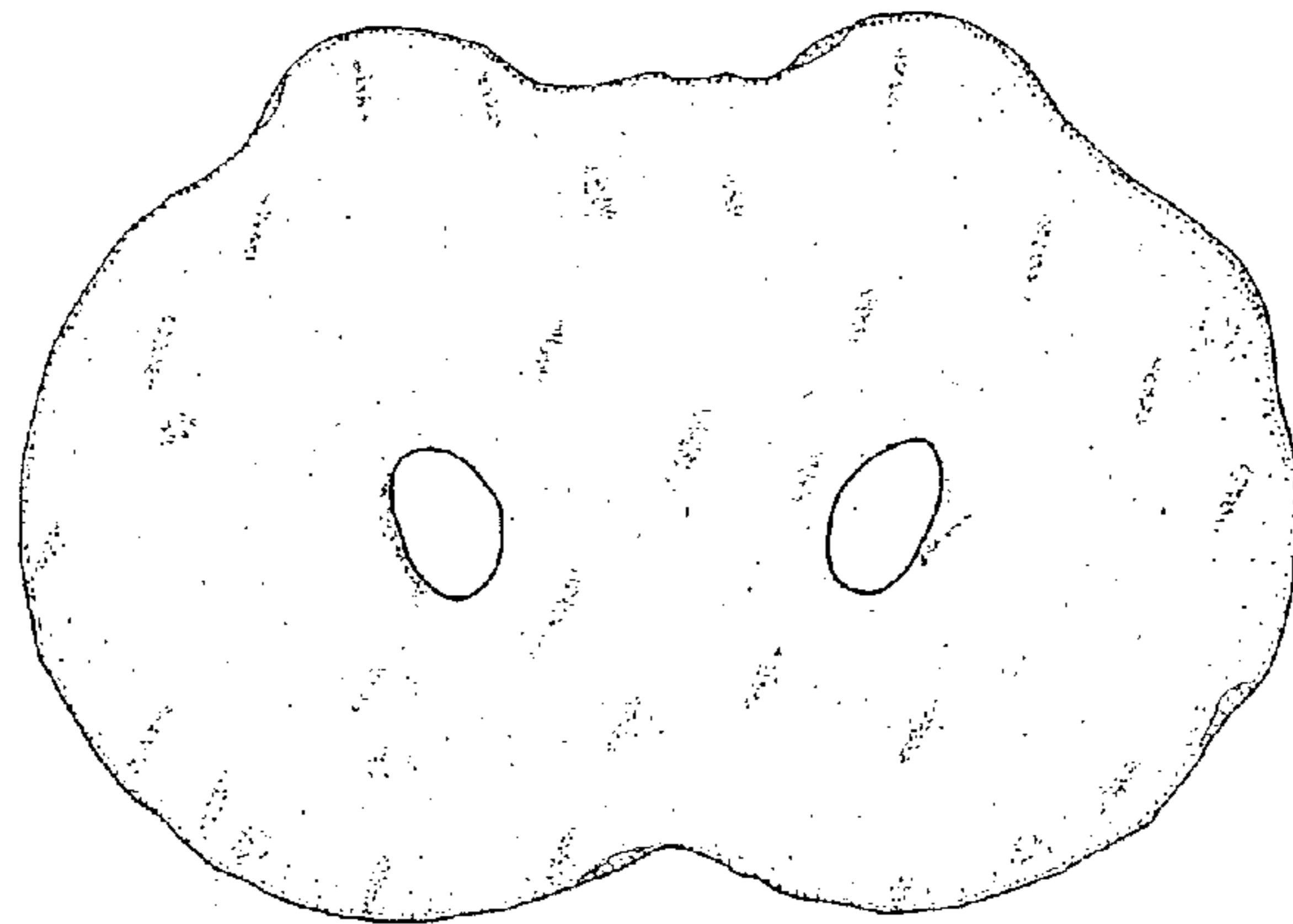


FIG. 7