



US00D510164S

(12) **United States Design Patent**
Melton

(10) **Patent No.: US D510,164 S**

(45) **Date of Patent: ** Sep. 27, 2005**

(54) **ABRASIVE GLOVE**

(76) Inventor: **Ted Melton**, 19927 Highway 11,
Woodstock, AL (US) 35188

(**) Term: **14 Years**

(21) Appl. No.: **29/182,771**

(22) Filed: **Jun. 2, 2003**

(51) **LOC (8) Cl. 04-01**

(52) **U.S. Cl. D32/43; D28/63**

(58) **Field of Search D32/43, 40; D28/63;**
D2/614, 617, 618; 15/104.94, 118, 227,
244.1, 244.3, 229.11; 2/161.6, 161.8

(56) **References Cited**

U.S. PATENT DOCUMENTS

1,179,871	A	*	4/1916	John	2/168
1,983,963	A	*	12/1934	Belton et al.	2/168
3,063,057	A	*	11/1962	Forman	2/161.6
3,151,333	A	*	10/1964	Scholz	2/161.8
3,197,786	A	*	8/1965	Velonis et al.	2/167
D349,373	S	*	8/1994	Marley	D32/43
5,740,551	A	*	4/1998	Walker	2/16
D395,335	S	*	6/1998	Crawford et al.	D2/617

5,867,829	A	*	2/1999	Hegoas et al.	2/159
6,044,493	A	*	4/2000	Post	2/167
D446,368	S	*	8/2001	Pizarro	D32/43
D478,405	S	*	8/2003	Hatcher et al.	D2/617
D499,512	S	*	12/2004	Chlebowski	D29/118
D499,528	S	*	12/2004	Hoskins	D2/617
6,829,802	B2	*	12/2004	McKenzie	15/227
D500,396	S	*	1/2005	Akagi	D2/617
D500,910	S	*	1/2005	Akagi	D2/617

* cited by examiner

Primary Examiner—Cynthia E. Ramirez

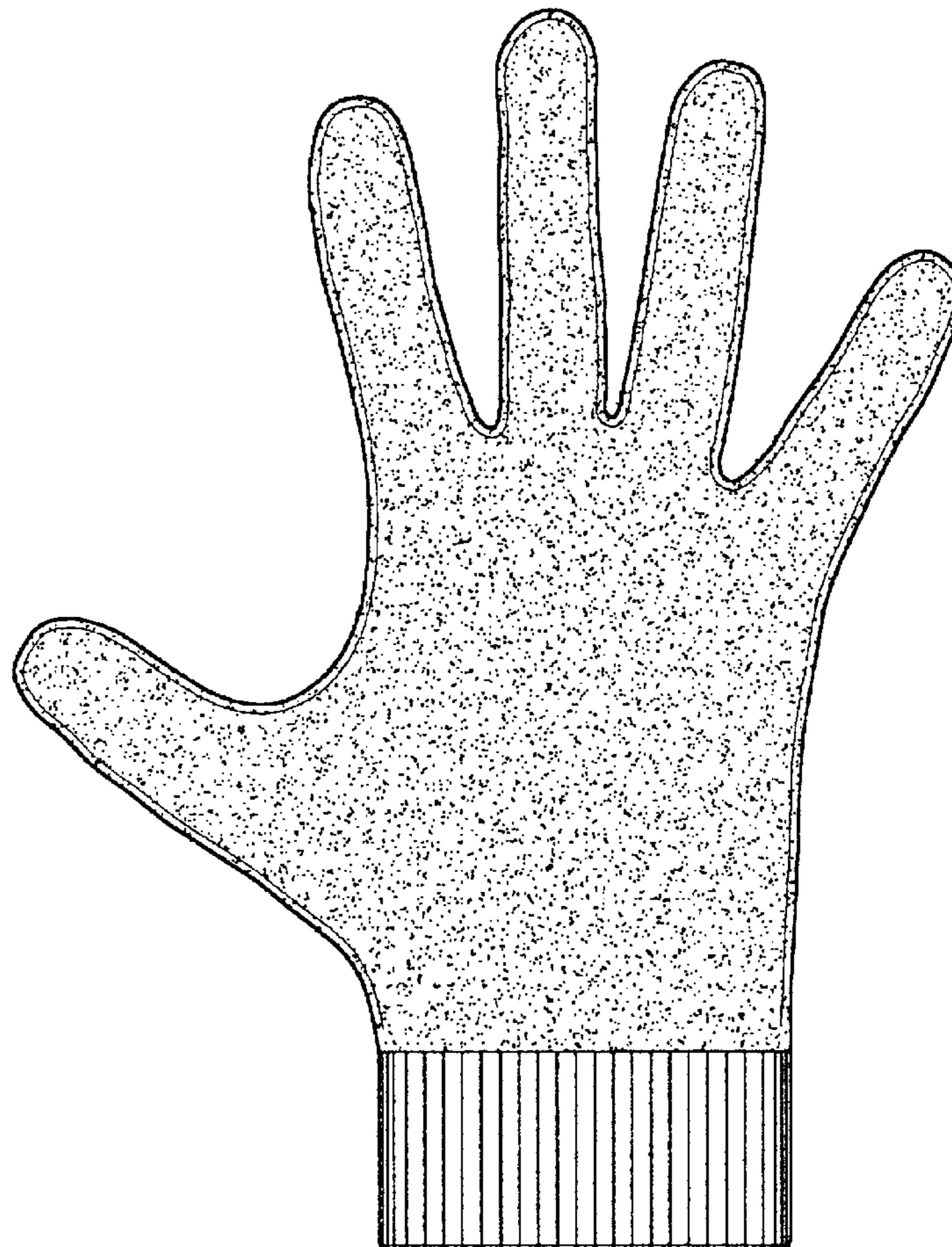
(57) **CLAIM**

The ornamental design for an abrasive glove, as shown and described.

DESCRIPTION

FIG. 1 is a side view of an abrasive glove showing my new design;
FIG. 2 is a left edge view of the abrasive glove;
FIG. 3 is a right edge view of the abrasive glove;
FIG. 4 is a top view of the abrasive glove; and,
FIG. 5 is a bottom view of the abrasive glove.

1 Claim, 2 Drawing Sheets



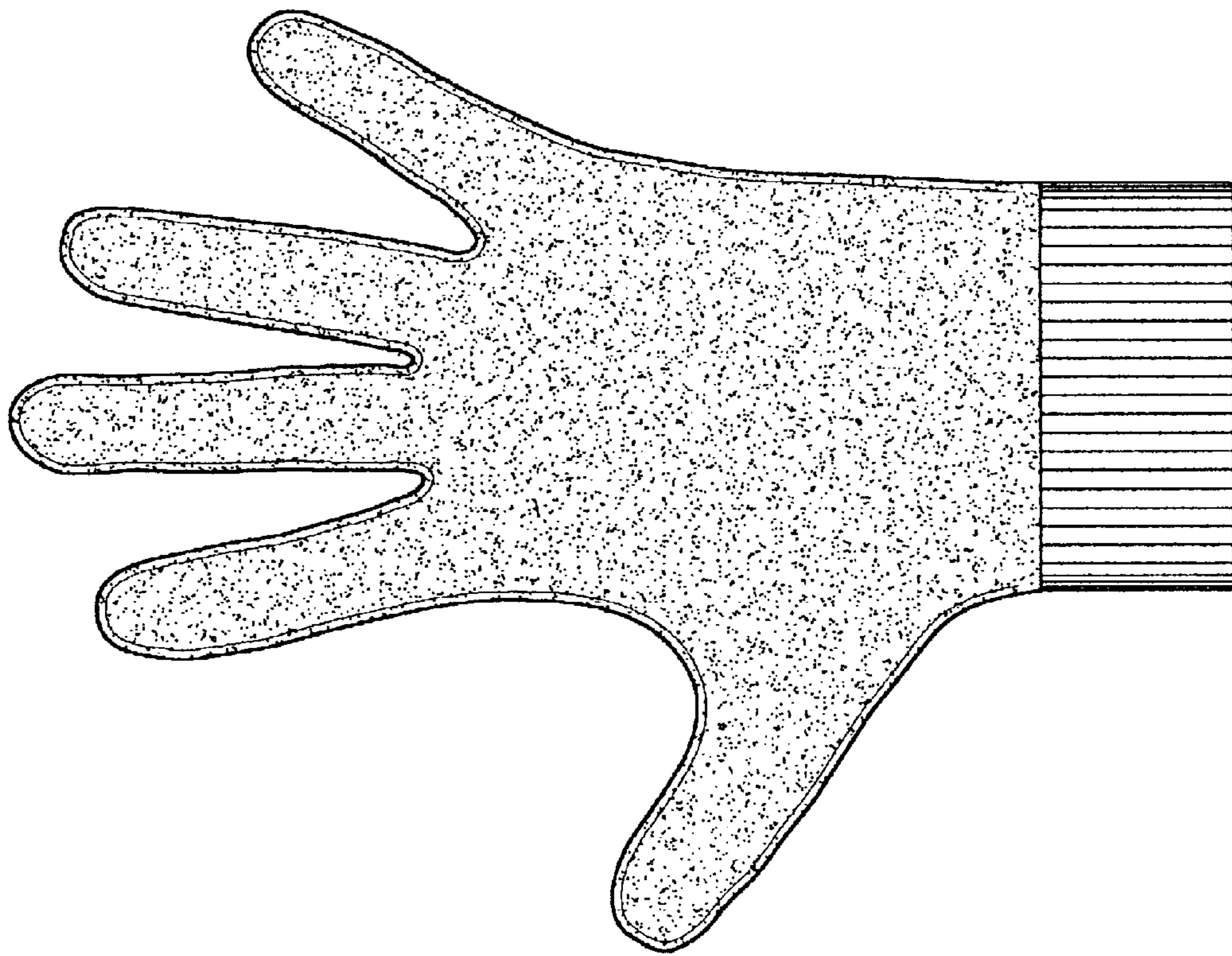


FIG. 1

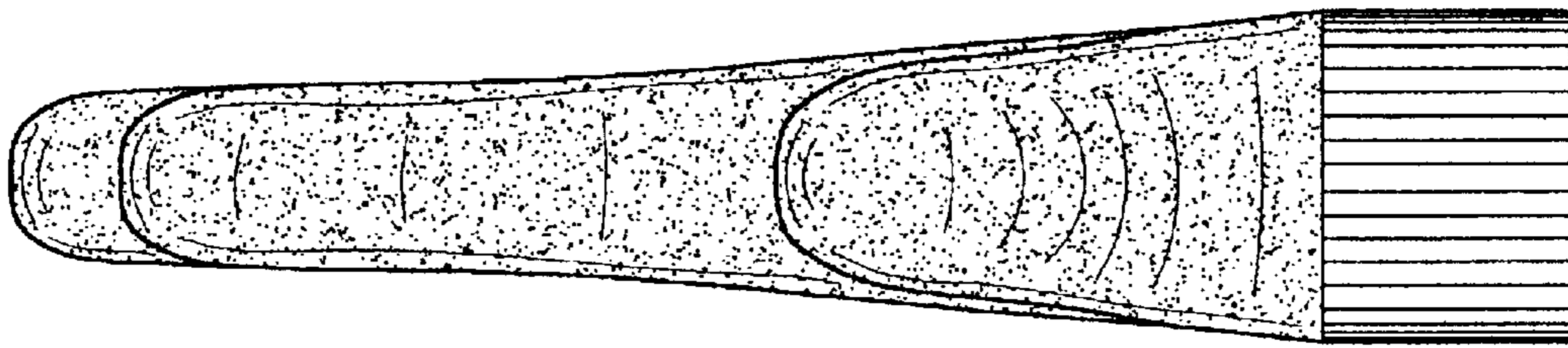


FIG. 2

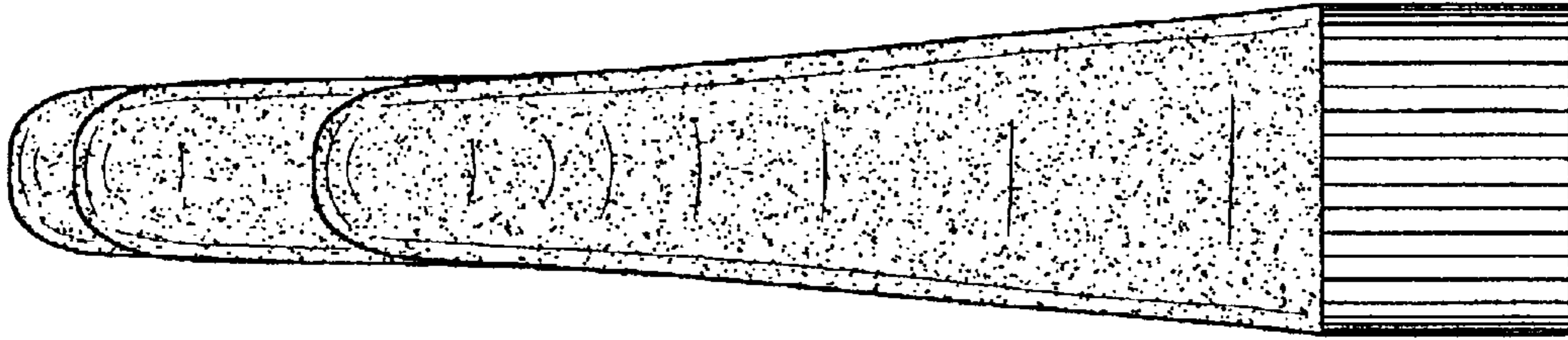


FIG. 3

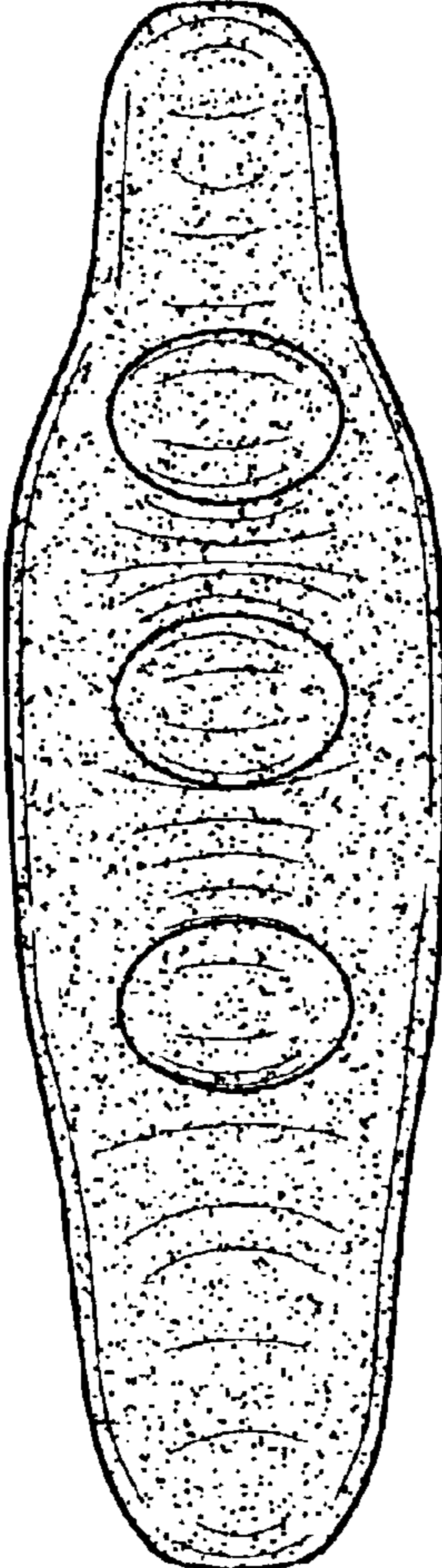


FIG. 4

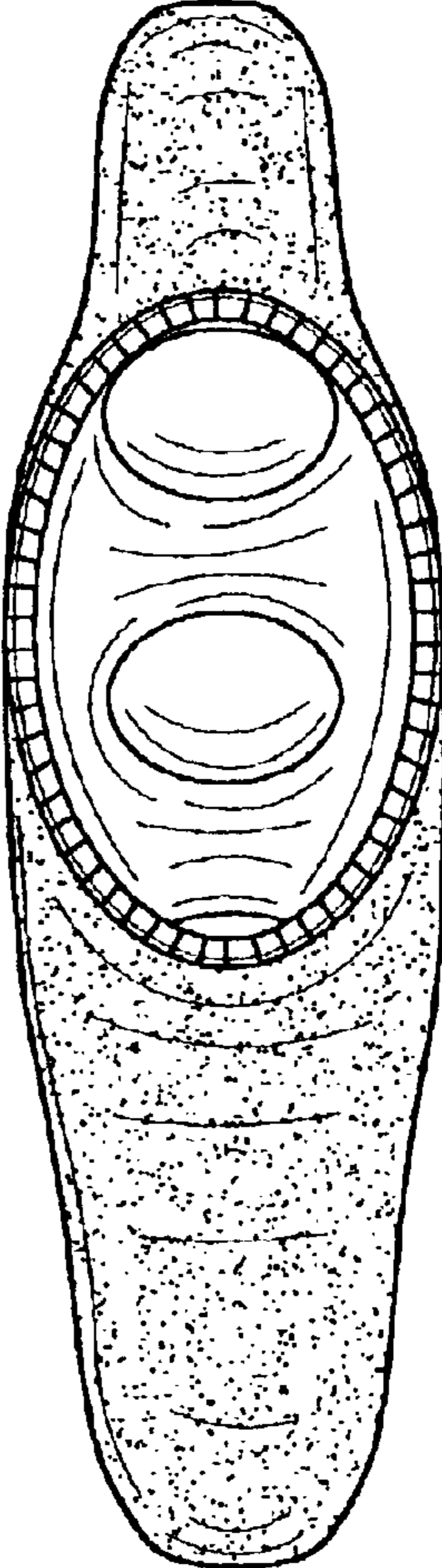


FIG. 5