



US00D510163S

(12) **United States Design Patent**
Roschi

(10) **Patent No.:** **US D510,163 S**
(45) **Date of Patent:** **** Sep. 27, 2005**

(54) **HANDLE FOR VACUUM CLEANER**

(75) **Inventor:** **Barbara Roschi**, Barbaiana di Lainate (IT)

(73) **Assignee:** **Davy S.r.l.** (IT)

(**) **Term:** **14 Years**

(21) **Appl. No.:** **29/201,977**

(22) **Filed:** **Mar. 24, 2004**

(30) **Foreign Application Priority Data**

Oct. 31, 2003 (EM) 95088

(51) **LOC (8) Cl.** **15-05**

(52) **U.S. Cl.** **D32/34**

(58) **Field of Search** D32/17-18, 31-34,
D32/21-22, 38-39; D30/158-159; D4/136;
15/41.1, 314, 322, 329, 339, 350, 352,
361, 375, 377, 387, 393, 396, 398, 400,
402, 410, 412, 414, 415.1-422.1, 327.1-327.2,
327.4, 327.7; 119/606, 615; 285/7

(56) **References Cited**

U.S. PATENT DOCUMENTS

D209,810 S * 1/1968 Bowers et al. D32/34
D215,490 S * 10/1969 Descarries D32/34

D240,791 S * 8/1976 Bednarski et al. D32/34
D293,498 S * 12/1987 Traylor, Jr. D32/31
D374,318 S * 10/1996 Meelen D32/34
D387,515 S * 12/1997 Nottingham et al. D32/17
D420,477 S * 2/2000 Saunders et al. D32/34
D453,867 S * 2/2002 Zahuranec et al. D32/31
6,519,806 B2 * 2/2003 Tamborini et al. 15/339
D493,927 S * 8/2004 Roschi D32/34

* cited by examiner

Primary Examiner—Ruth McInroy

(74) *Attorney, Agent, or Firm*—Shlesinger & Fitzsimmons

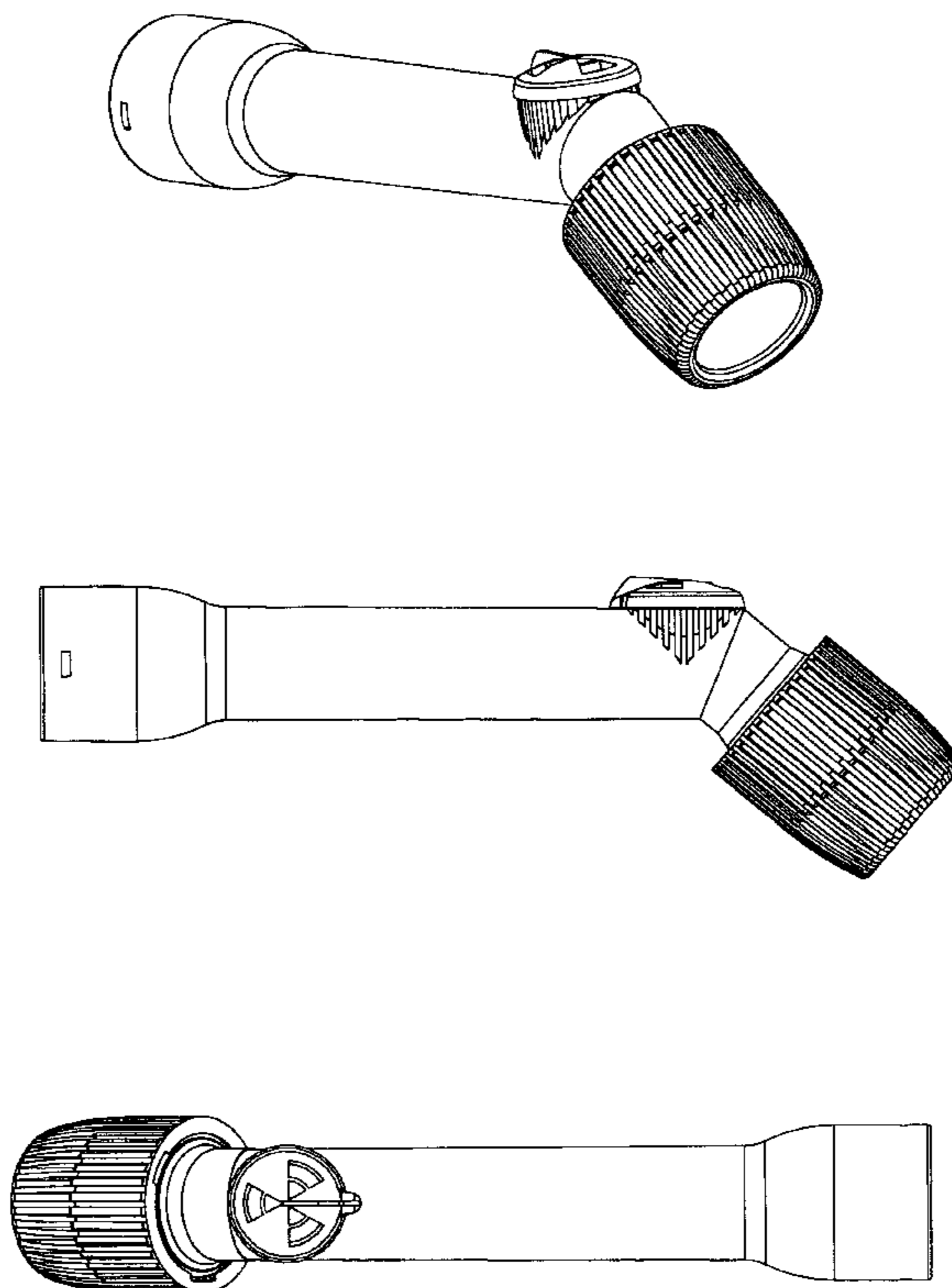
(57) **CLAIM**

The ornamental design for a handle for vacuum cleaner, as shown.

DESCRIPTION

FIG. 1 is a front and right side perspective view, taken from above, of a handle for vacuum cleaner showing the new design;
FIG. 2 is a front elevational view thereof;
FIG. 3 is a rear elevational view thereof;
FIG. 4 is a left side elevational view thereof;
FIG. 5 is a right side elevational view thereof;
FIG. 6 is a top plan view thereof; and,
FIG. 7 is a bottom plan view thereof.

1 Claim, 3 Drawing Sheets



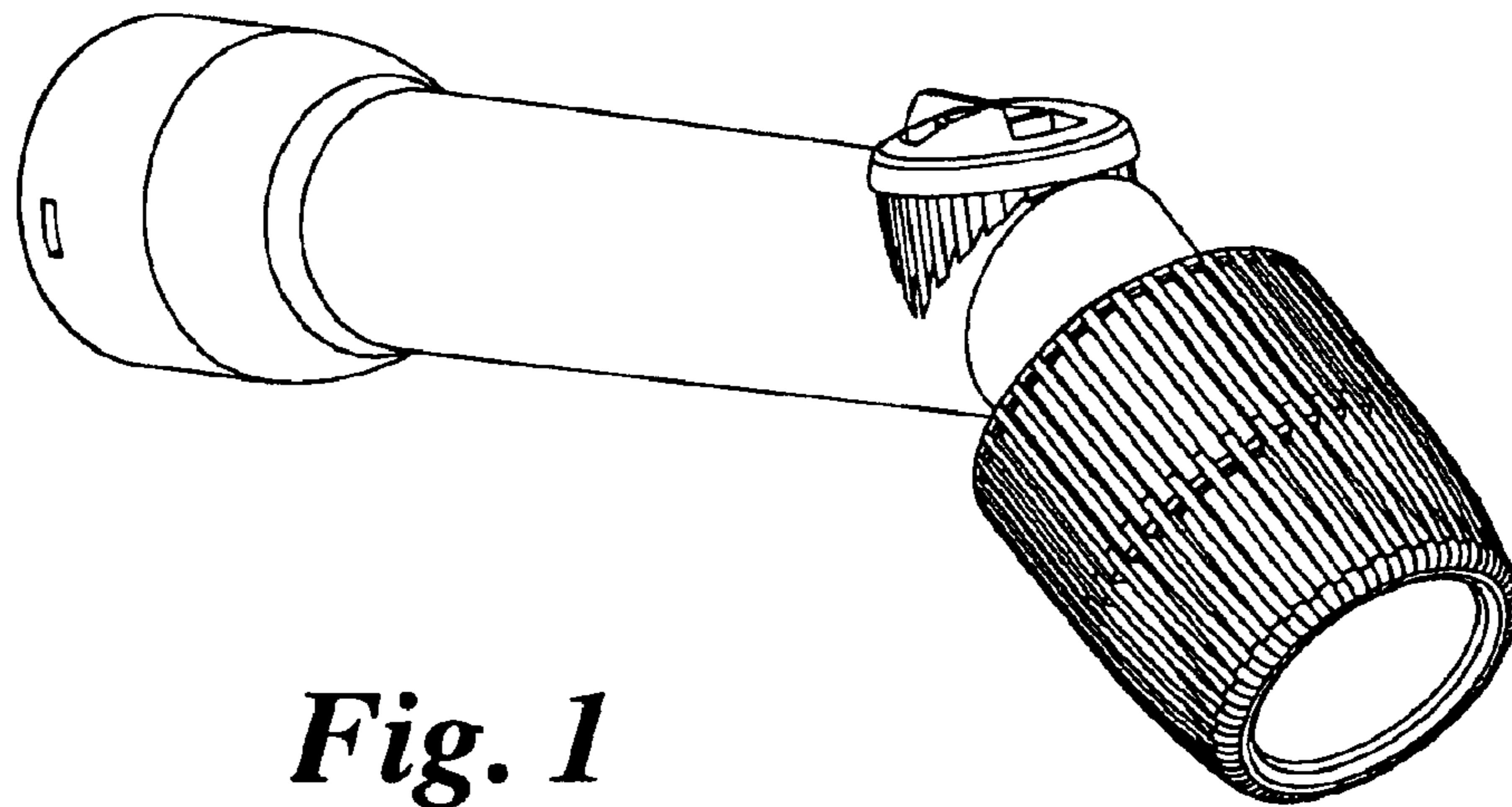


Fig. 1

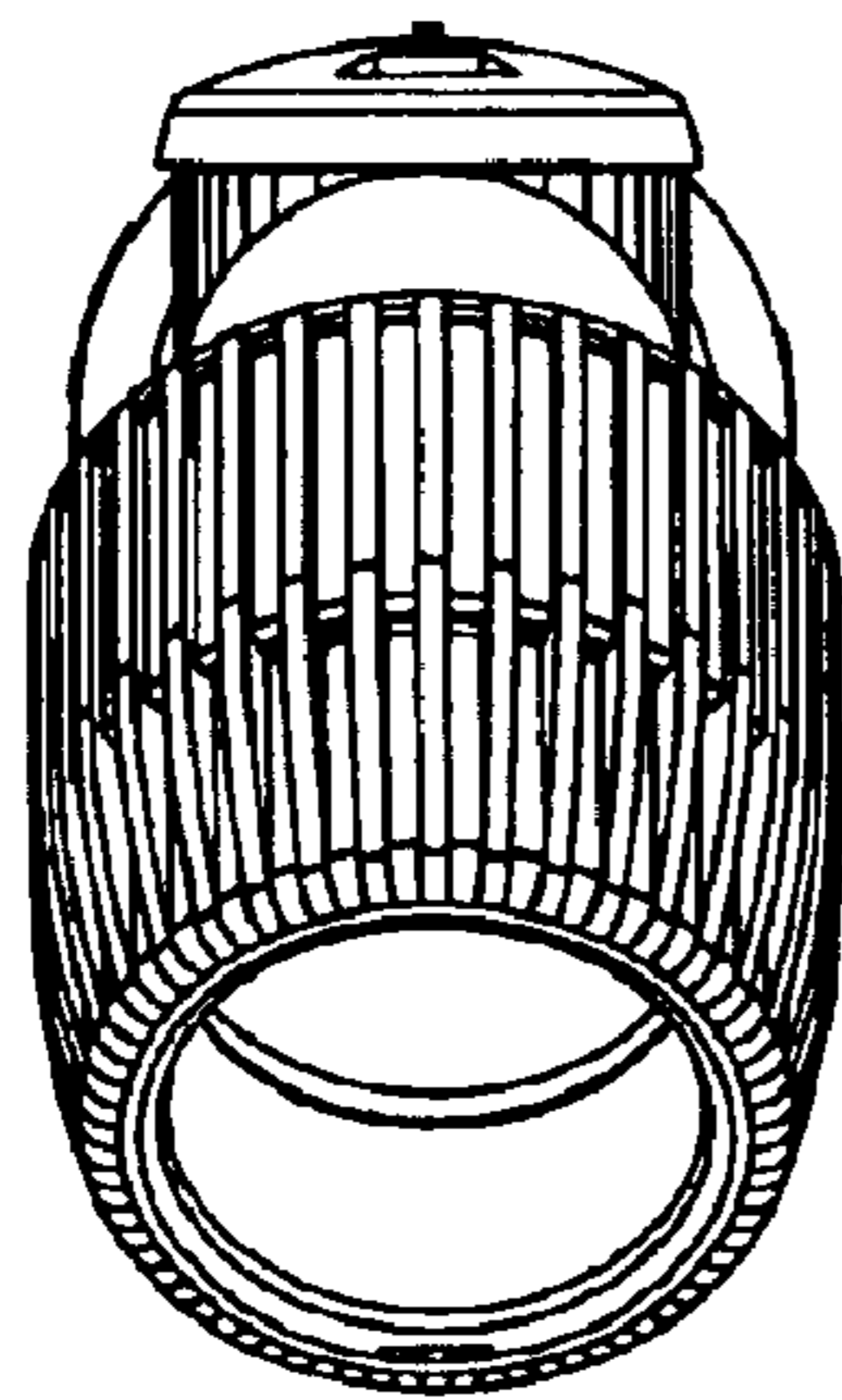


Fig. 2

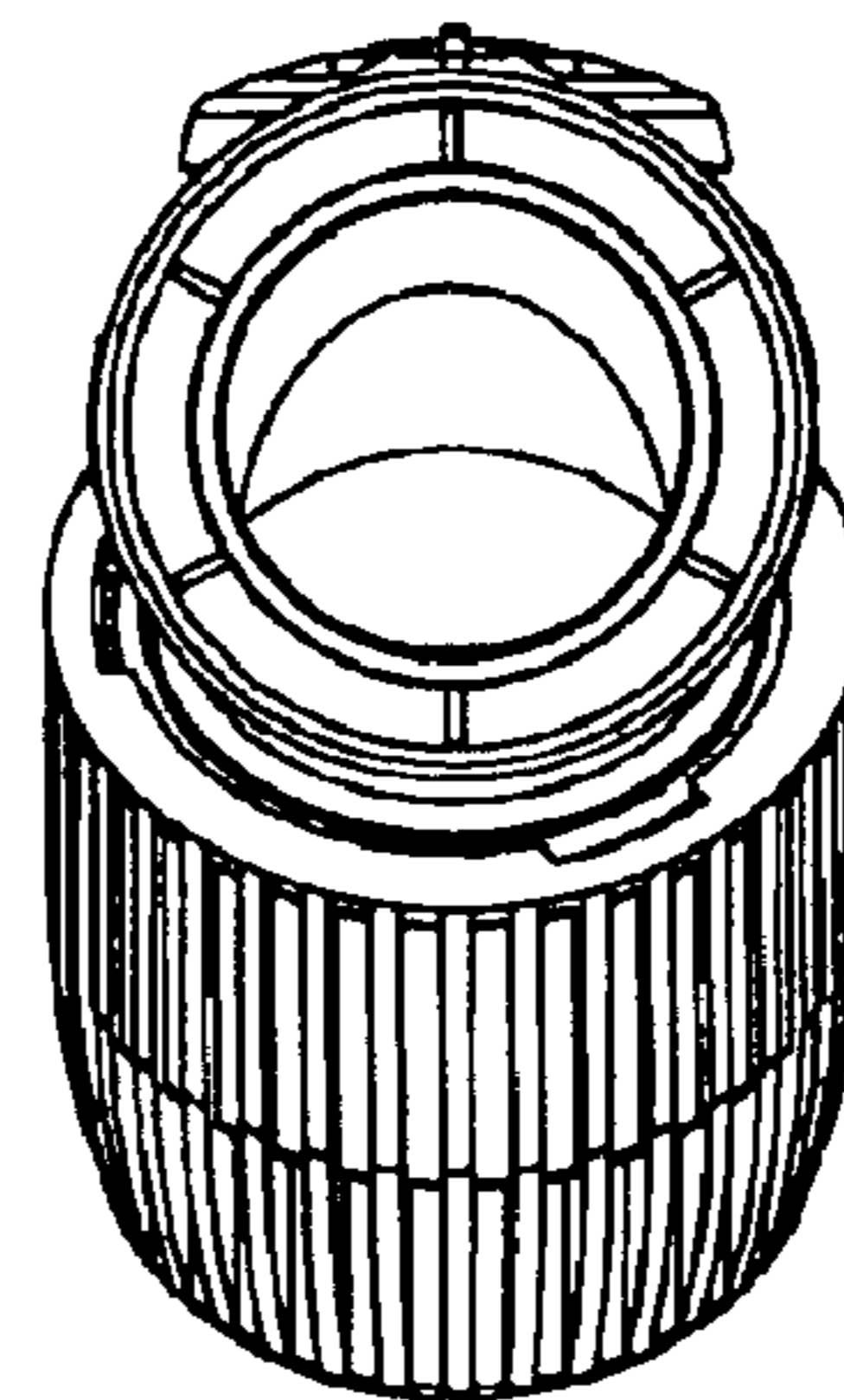


Fig. 3

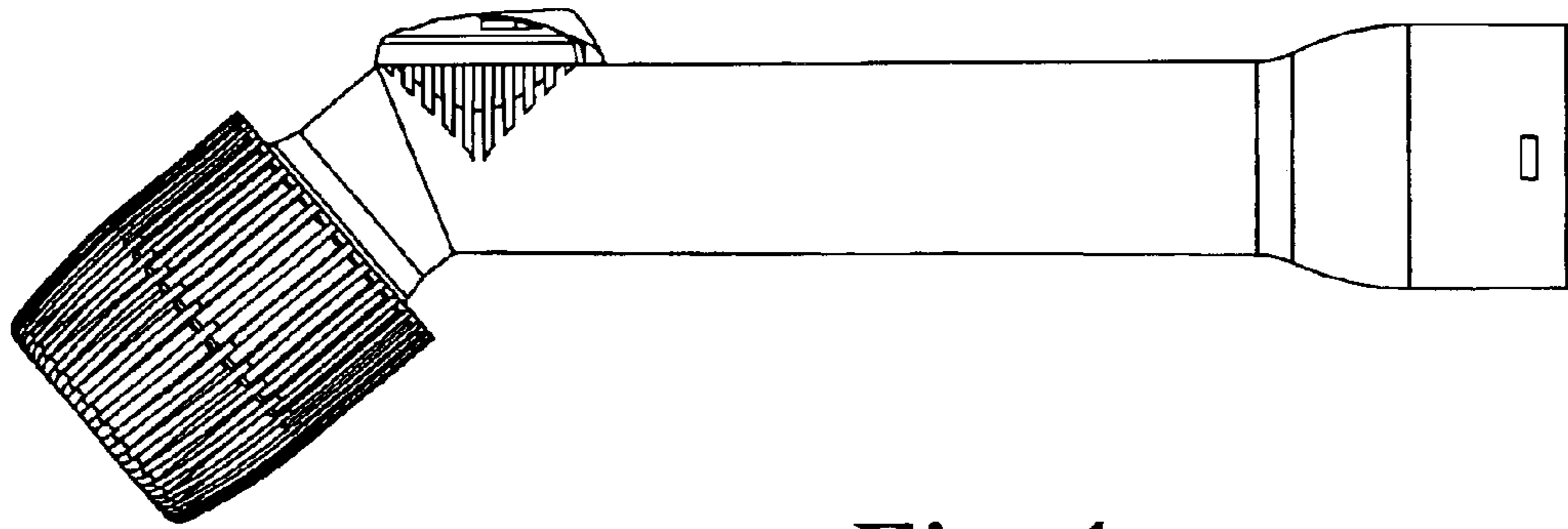


Fig. 4




Fig. 5




Fig. 6




Fig. 7