



US00D510160S

(12) **United States Design Patent** (10) **Patent No.:** **US D510,160 S**
Rominger (45) **Date of Patent:** **** Sep. 27, 2005**

- (54) **FLOTATION VEST FOR PET**
- (75) Inventor: **Patrick L. Rominger**, Wichita Falls, TX (US)
- (73) Assignee: **TRC Recreation, LP**, Wichita Falls, TX (US)
- (**) Term: **14 Years**
- (21) Appl. No.: **29/212,039**
- (22) Filed: **Aug. 25, 2004**
- (51) **LOC (8) Cl.** **30-99**
- (52) **U.S. Cl.** **D30/199**
- (58) **Field of Search** D30/144, 145, D30/199; 119/850, 863, 856-58, 174, 792, 907; 441/127, 115, 55, 80, 136, 88, 106, 108

1998 M+E MARINE Full Gear Catalog p. 131.*
1991, BOAT/U.S. Annual Equipment Catalog p. 100.*

* cited by examiner

Primary Examiner—Alan P. Douglas
Assistant Examiner—Susan M Lee
(74) *Attorney, Agent, or Firm*—Dennis T. Griggs

(57) **CLAIM**

The ornamental design for a flotation vest for pet, as shown and described.

DESCRIPTION

FIG. 1 is a perspective view of a flotation vest in its wearable, three-dimensional form;
 FIG. 2 is a left side elevational view thereof, the right side elevation being the mirror image thereof;
 FIG. 3 is a front elevational view thereof;
 FIG. 4 is a rear elevational view thereof;
 FIG. 5 is top plan view thereof shown in a flattened, two-dimensional form;
 FIG. 6 is a view similar to FIG. 5 showing a bottom plan view thereof;
 FIG. 7 is a front side elevational view of the flotation vest shown in a flattened, two-dimensional form;
 FIG. 8 is a view similar to FIG. 7 showing the rear side elevational view thereof;
 FIG. 9 is a left end elevational view thereof;
 FIG. 10 is a right end elevational view thereof;
 FIG. 11 is a left side perspective view of the flotation vest shown attached to a pet dog; and,
 FIG. 12 is a right side perspective view thereof.

The broken line showing of a dog in FIGS. 11 and 12 is for illustrative purposes only and forms no part of the claimed design.

The dashed lines appearing in various views represent environmental subject matter that forms no part of the claimed design.

(56) **References Cited**

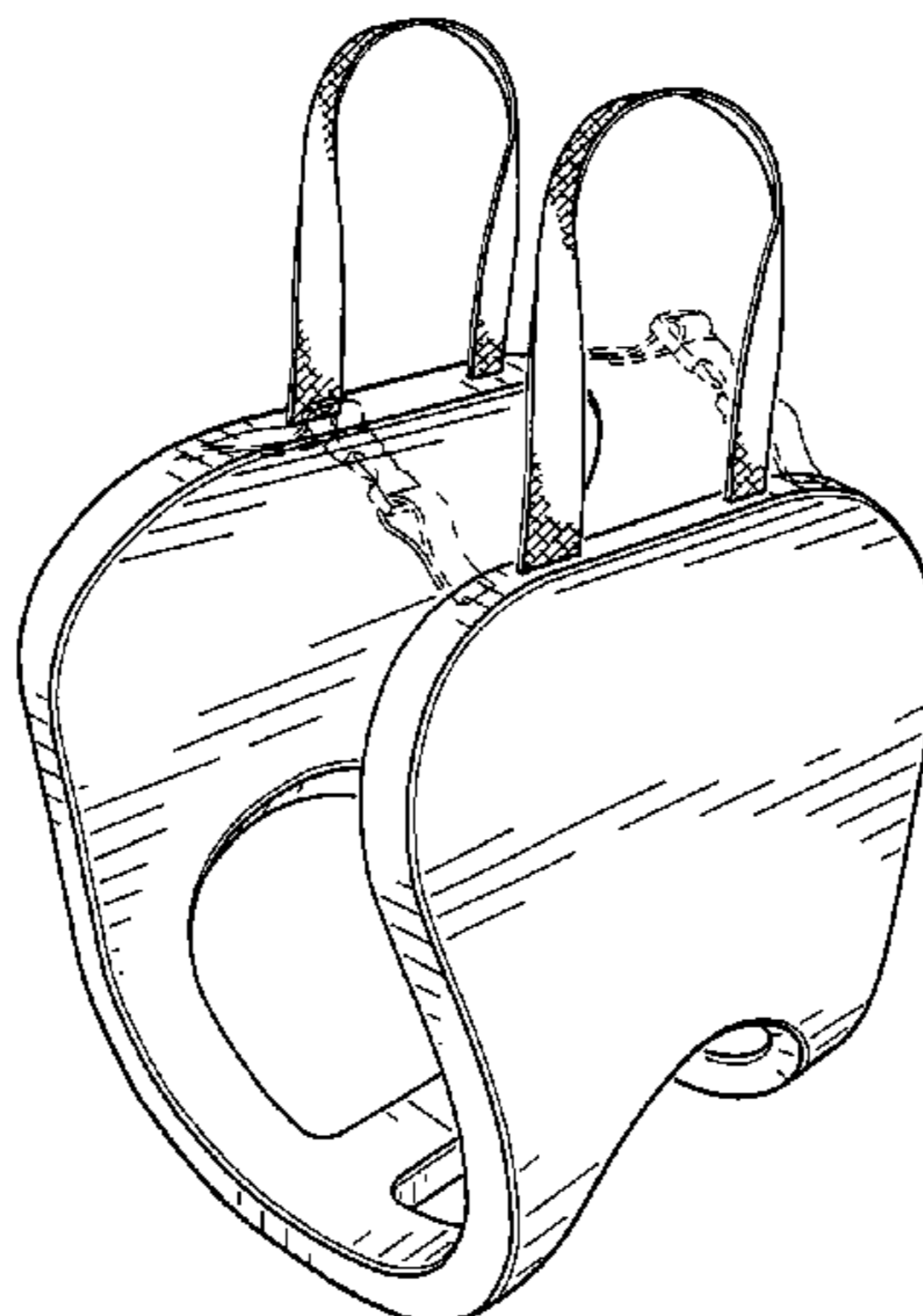
U.S. PATENT DOCUMENTS

2,136,115	A	*	11/1938	McCaleb	54/80.1
3,225,369	A	*	12/1965	Berwick	441/127
D312,151	S		11/1990	Dickey		
5,068,921	A		12/1991	Jones		
5,193,486	A		3/1993	Kitchens		
D363,572	S		10/1995	Obenchain		
D373,228	S		8/1996	Brown		
5,632,235	A	*	5/1997	Larsen et al.	119/856
D379,686	S		6/1997	Caditz		
5,738,043	A	*	4/1998	Manuel	119/497
5,894,817	A	*	4/1999	Manuel	119/497
D427,734	S		7/2000	Balzarini		
D453,594	S		2/2002	Ishihara		
D455,873	S		4/2002	Constans		
D459,842	S		7/2002	Kaplan		
6,557,497	B1	*	5/2003	Milligan	119/850
6,584,939	B1		7/2003	Brezinkski		
6,595,162	B1	*	7/2003	Hibbert	119/850
6,659,824	B1		12/2003	McCormick		
2002/0124812	A1	*	9/2002	Sjolin	119/850

OTHER PUBLICATIONS

1997, BOAT/U.S. Annual Equipment Catalog p. 374.*

1 Claim, 4 Drawing Sheets






FIG. 1

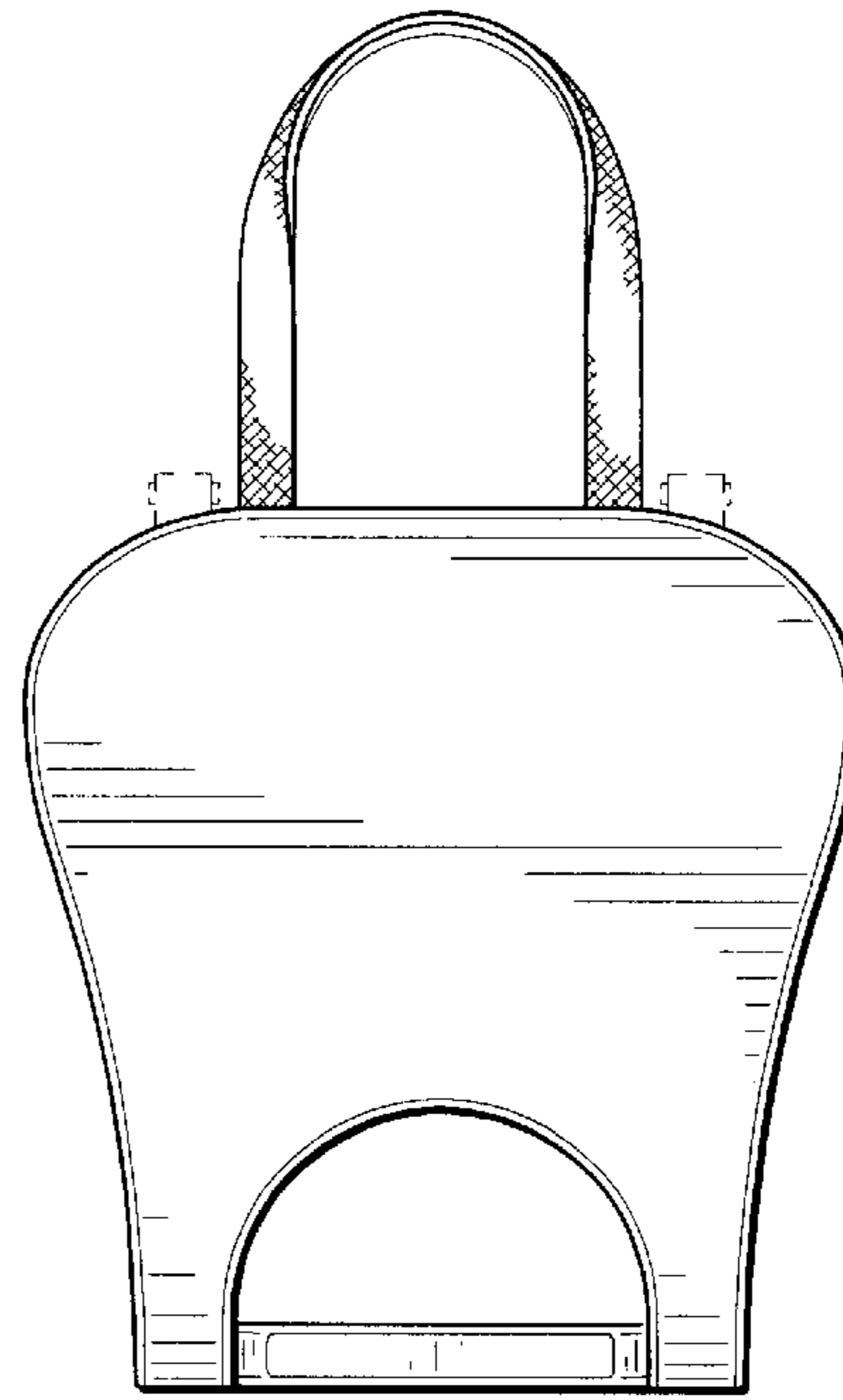


FIG. 2

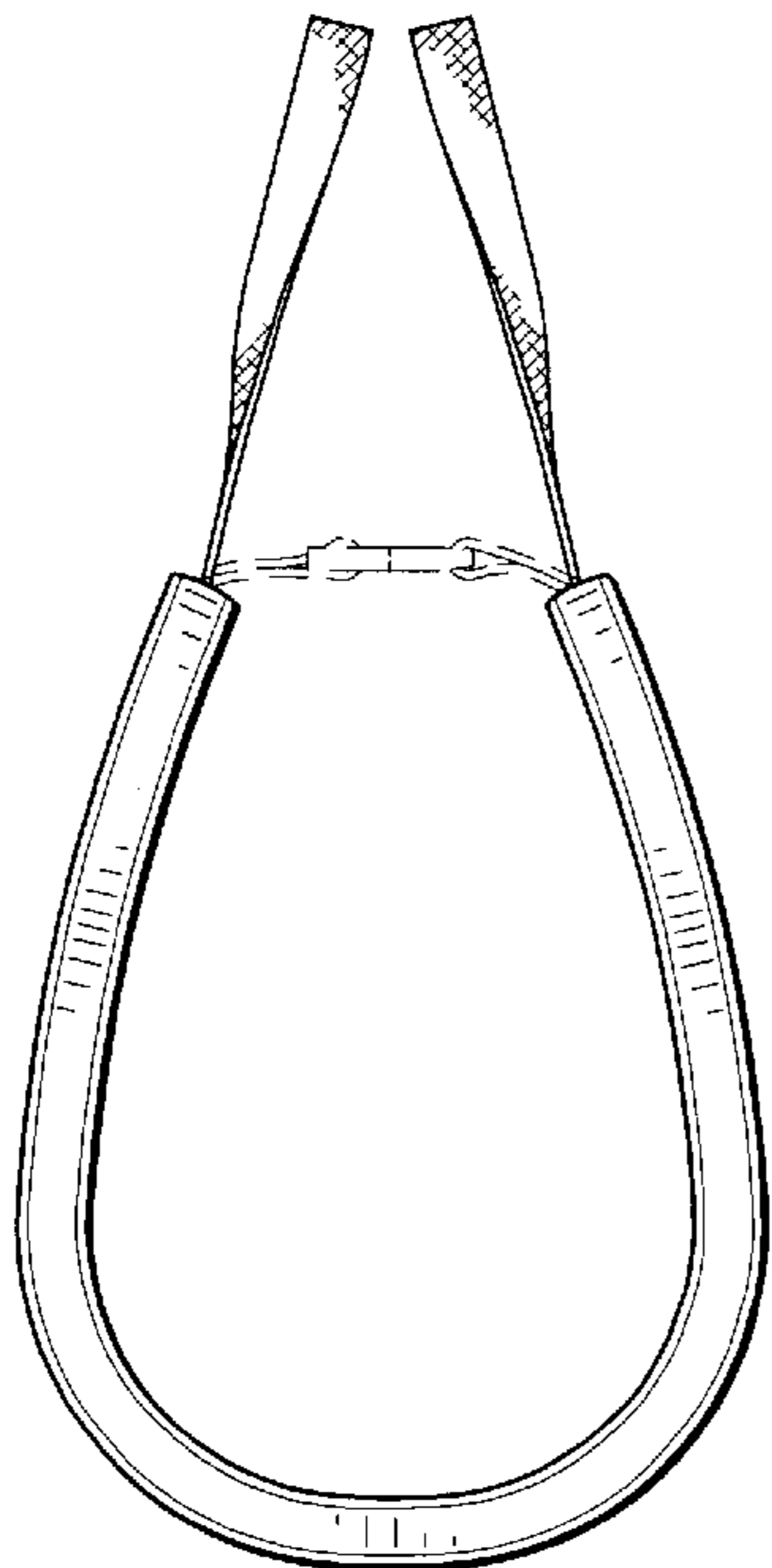


FIG. 3

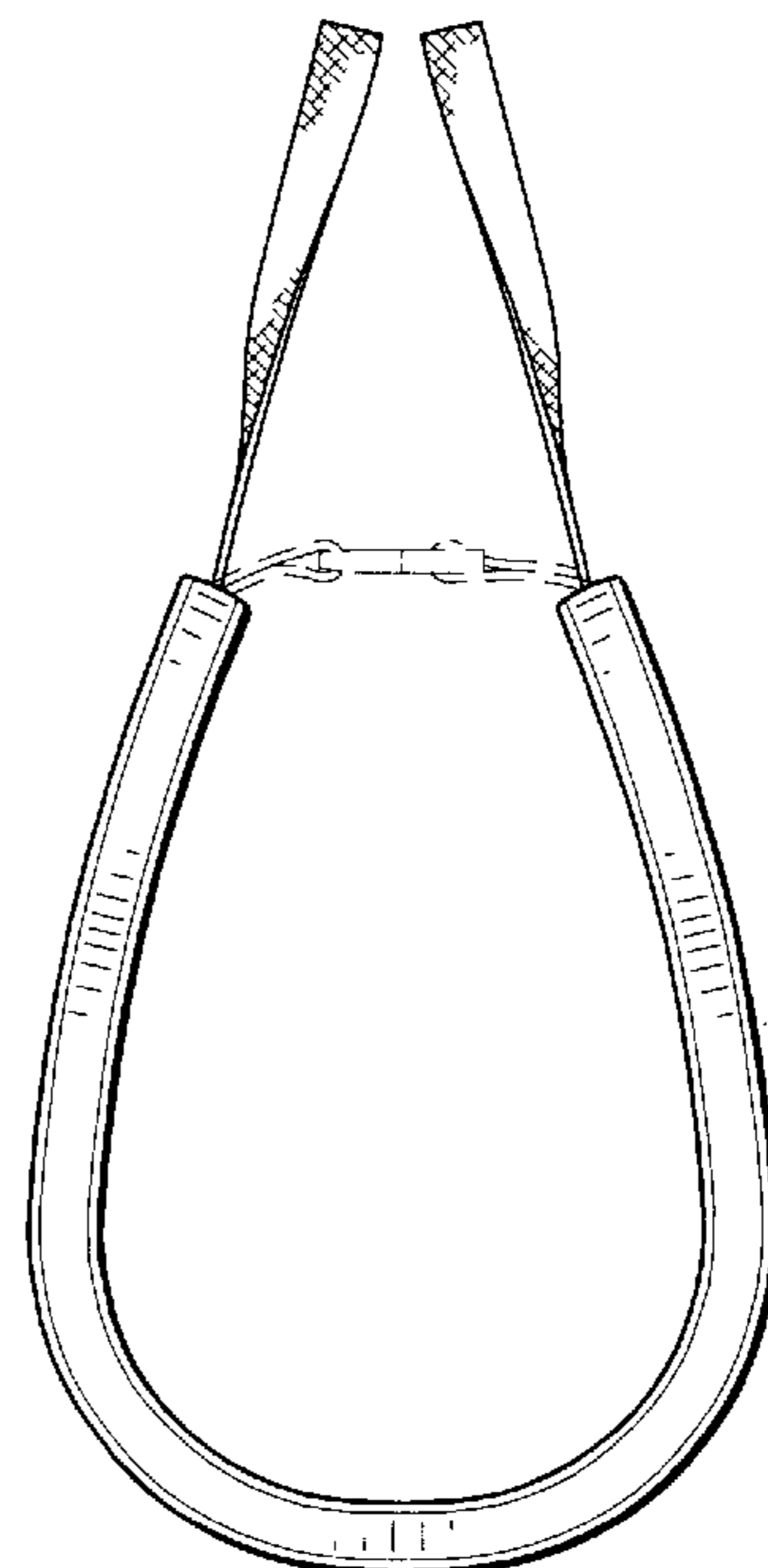


FIG. 4

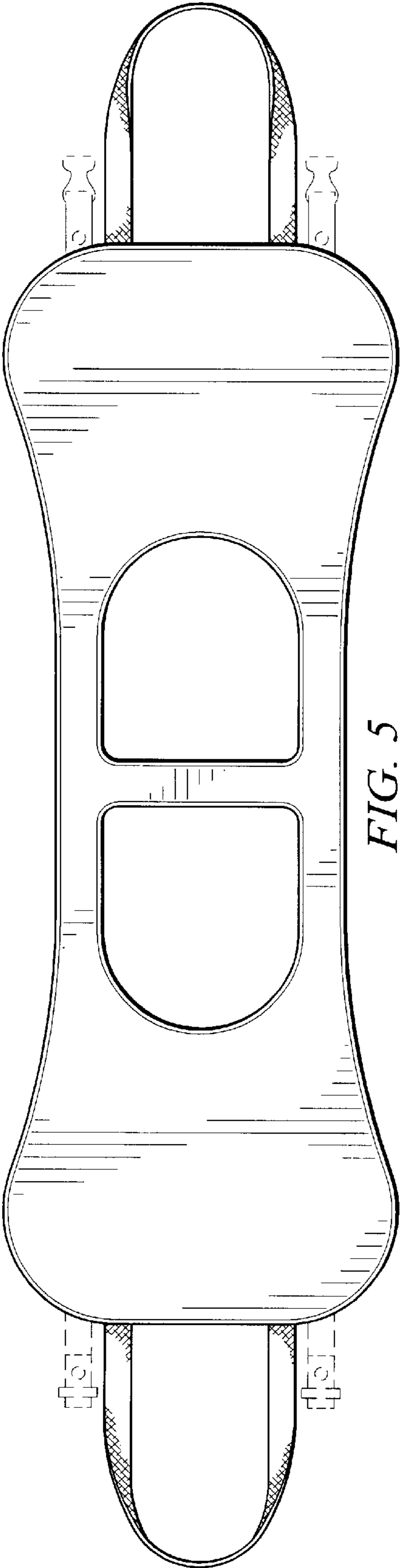


FIG. 5

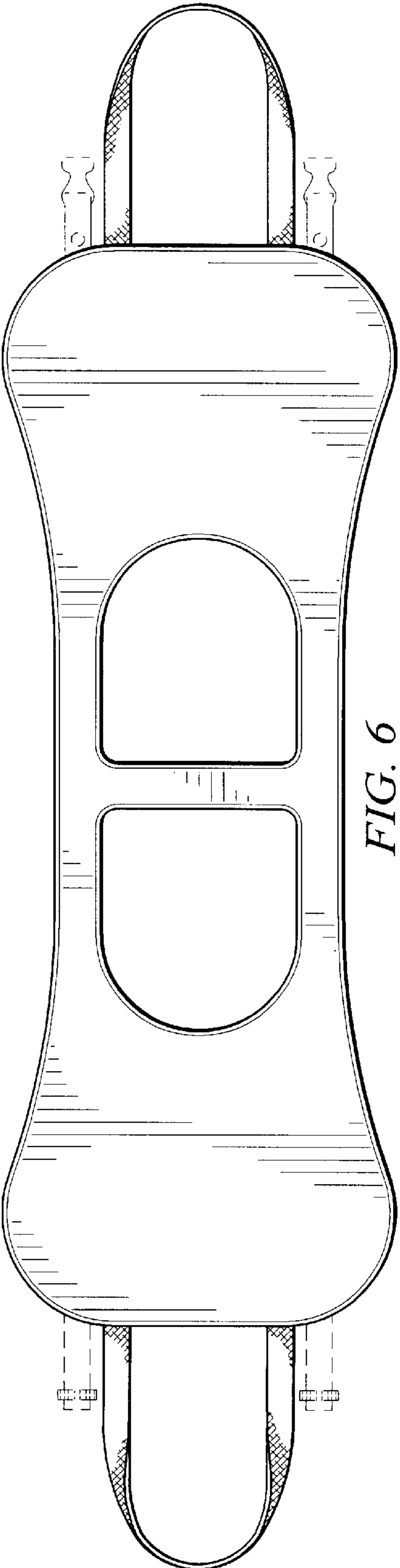


FIG. 6

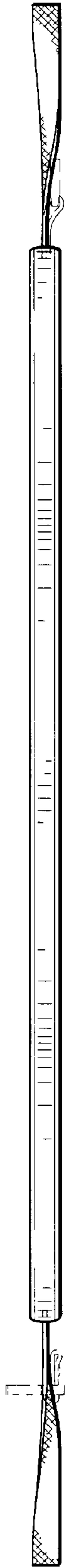


FIG. 7

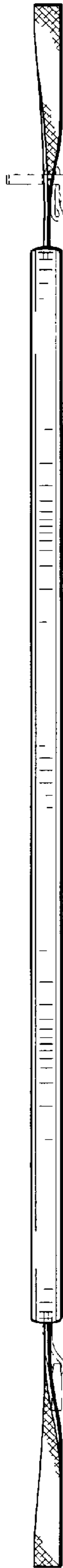


FIG. 8

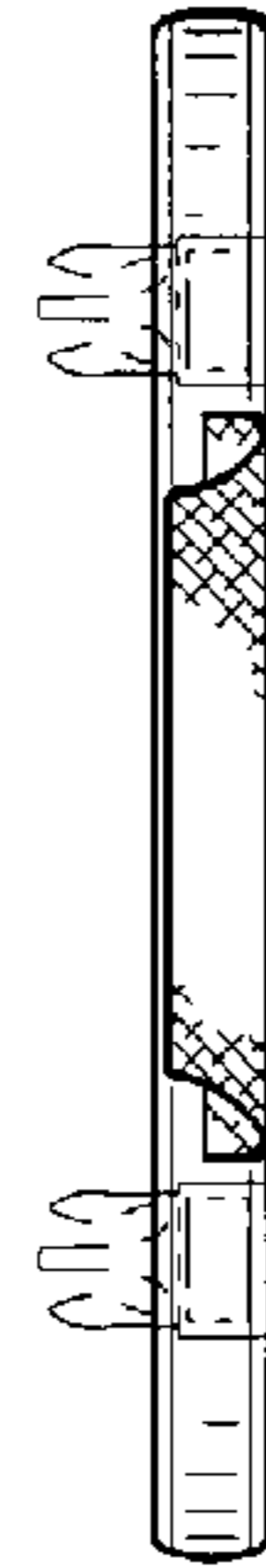


FIG. 10

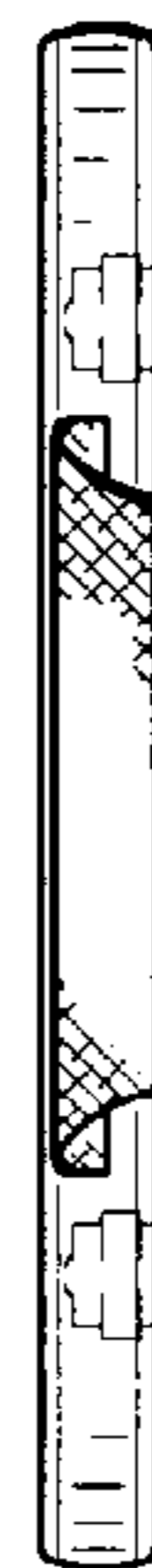


FIG. 9

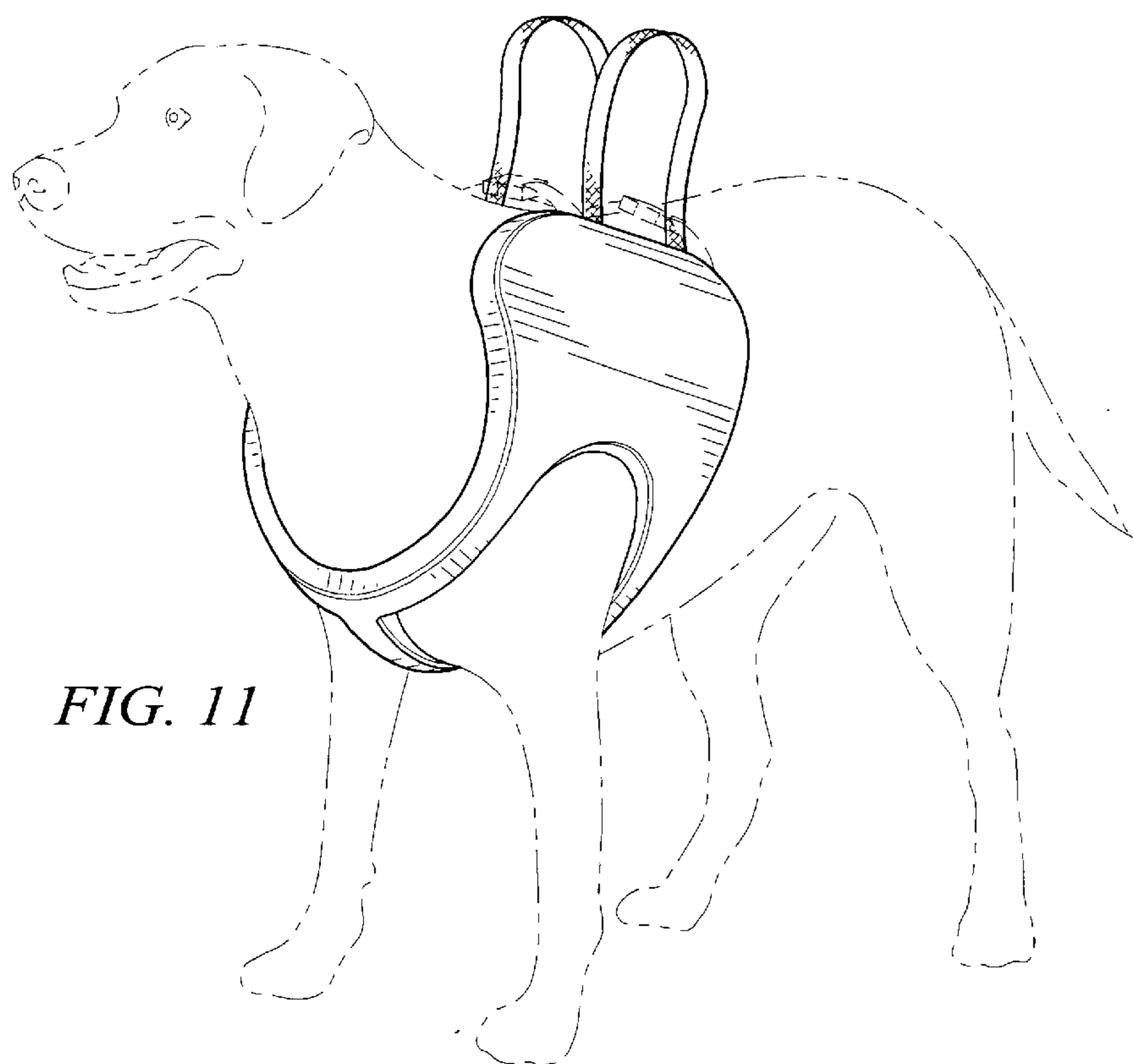


FIG. 11

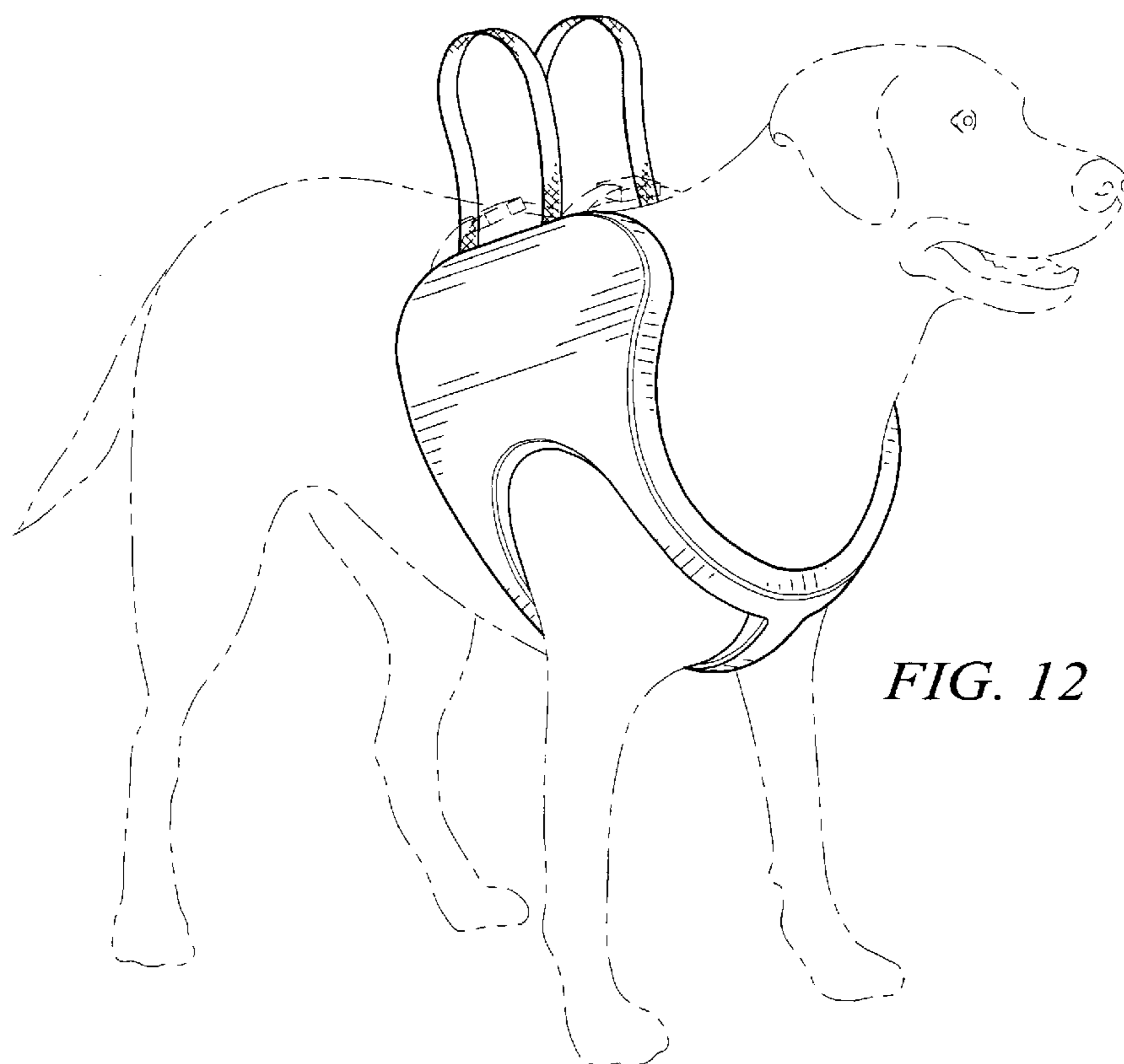


FIG. 12