

US00D510155S

(12) **United States Design Patent**  
**De'Armond**

(10) **Patent No.:** **US D510,155 S**

(45) **Date of Patent:** **\*\* Sep. 27, 2005**

(54) **PORTION OF LAMP HOUSING**

(75) **Inventor:** **Robert De'Armond**, Temecula, CA  
(US)

(73) **Assignee:** **Minka Lighting, Inc.**, Corona, CA  
(US)

(\*\*) **Term:** **14 Years**

(21) **Appl. No.:** **29/210,951**

(22) **Filed:** **Aug. 9, 2004**

(51) **LOC (8) Cl.** ..... **26-99**

(52) **U.S. Cl.** ..... **D26/152; D26/153**

(58) **Field of Search** ..... D26/24, 67, 71,  
D26/72, 85-92, 142, 145, 149, 152, 154,  
155, 118, 128-137; 362/147, 404-408,  
432, 455, 457

(56) **References Cited**

**U.S. PATENT DOCUMENTS**

D47,319 S	*	5/1915	Ansorge	.....	D26/142
D60,462 S	*	2/1922	Kranz	.....	D26/91
D63,270 S	*	11/1923	Roettges	.....	D26/129
D65,540 S	*	9/1924	Roettges	.....	D26/101
D66,189 S	*	12/1924	Jeager	.....	D26/87
D73,937 S	*	11/1927	Lidsay	.....	D26/87
D74,689 S	*	3/1928	Ludwig	.....	D26/87
D394,519 S	*	5/1998	Hsu	.....	D26/87
2003/0117806 A1	*	6/2003	De'Armond	.....	362/432

**OTHER PUBLICATIONS**

Kichler's 2004 Lighting Catalog No. 104 ;(1 page) "Kensington" on p. 320.\*

The Great Outdoors 2004 Catalog by Minka-Lavery; Minka Lighting, Inc.; pp. 30-31

U.S. Appl. No. 29/210,941, Robert De'Armond.

U.S. Appl. No. 29/210,942, Robert De'Armond.

U.S. Appl. No. 29/210,943, Robert De'Armond.

U.S. Appl. No. 29/210,956, Robert De'Armond.

U.S. Appl. No. 29/210,969, Robert De'Armond.

\* cited by examiner

*Primary Examiner*—Clare E Heflin

(74) *Attorney, Agent, or Firm*—Baker & McKenzie LLP

(57) **CLAIM**

The ornamental design for the portion of lamp housing, as shown and described.

**DESCRIPTION**

FIG. 1 is a perspective view from above of a portion of lamp housing in accordance with my design;

FIG. 2 is a front elevation view of the portion of lamp housing in accordance with my design;


FIG. 3 is a side elevation view of the portion of lamp housing in accordance with my design;

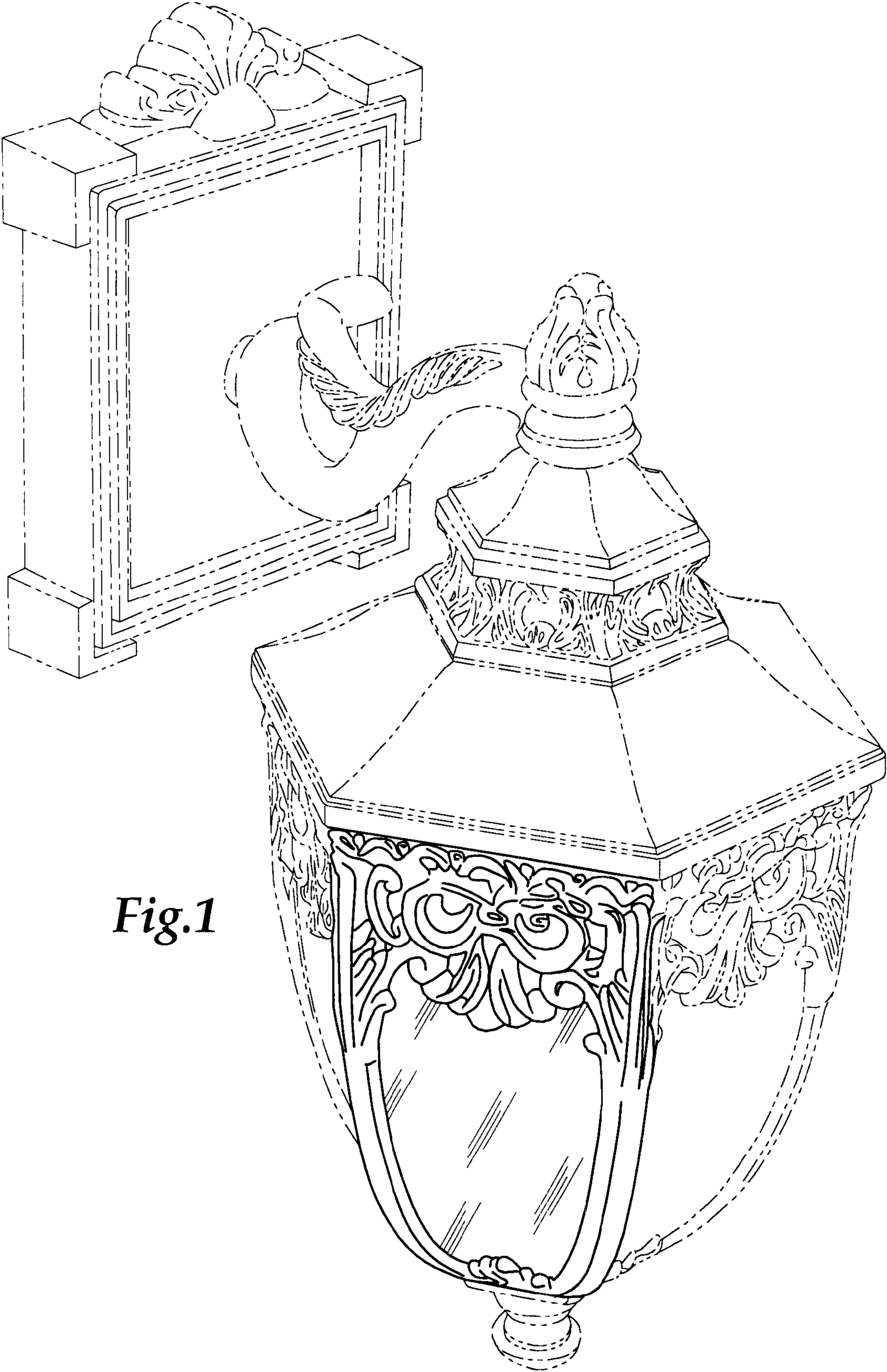
FIG. 4 is a top plan view of the portion of lamp housing in accordance with my design; and,

FIG. 5 is a bottom plan view of the portion of lamp housing in accordance with my design.


The broken lines showing environmental structure are for illustrative purposes and form no part of the claimed design.

**1 Claim, 4 Drawing Sheets**

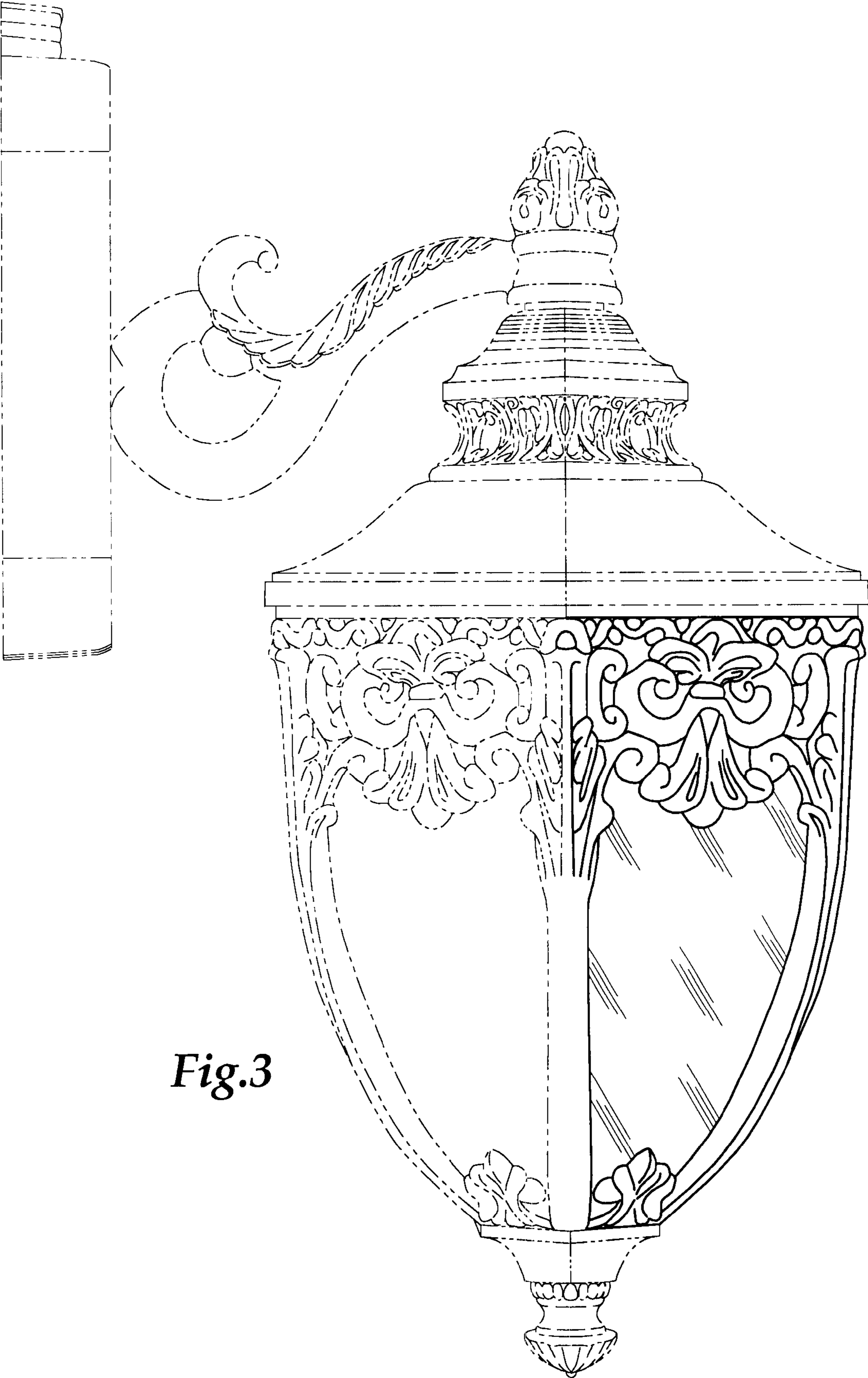




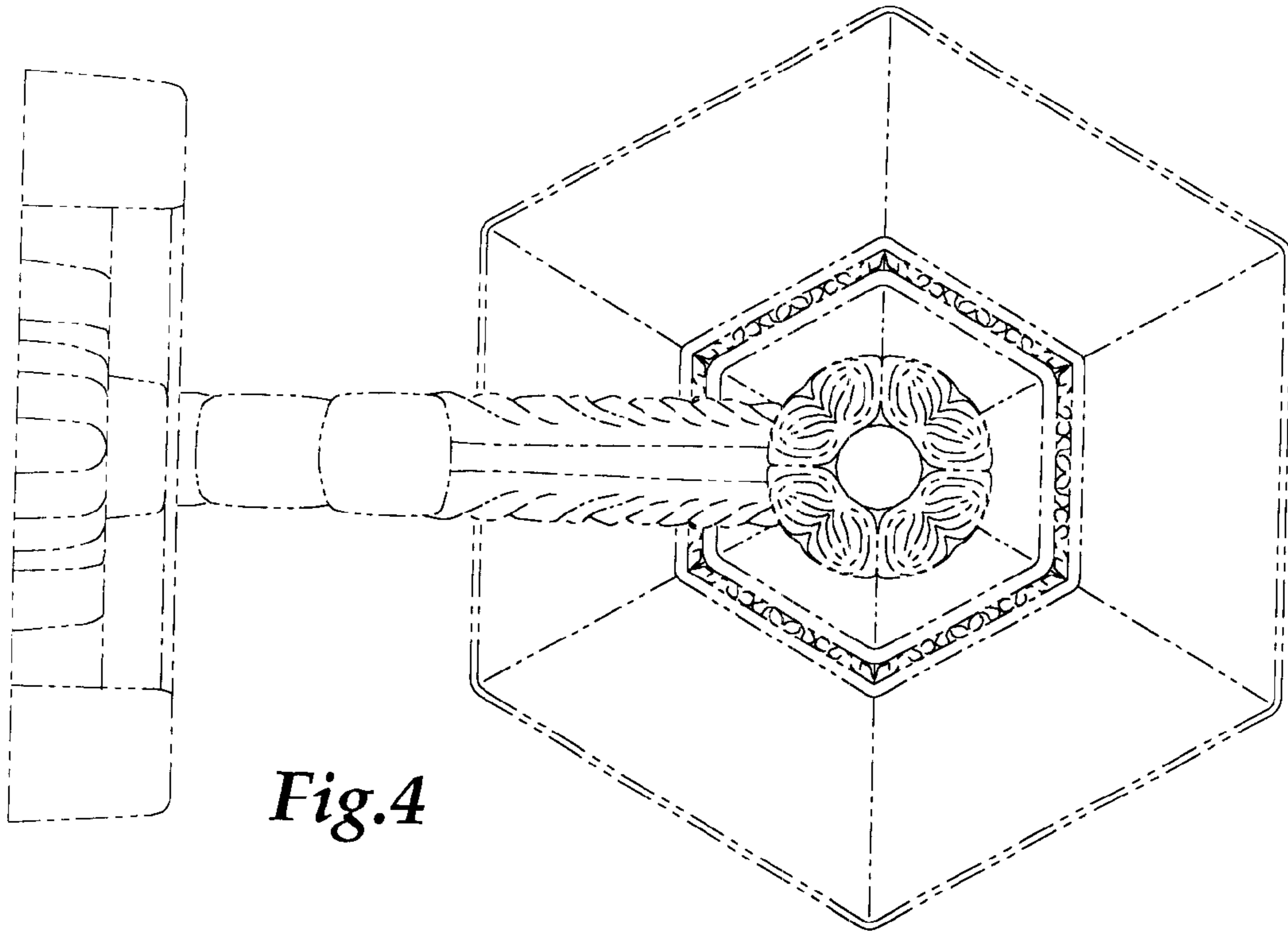
*Fig.1*



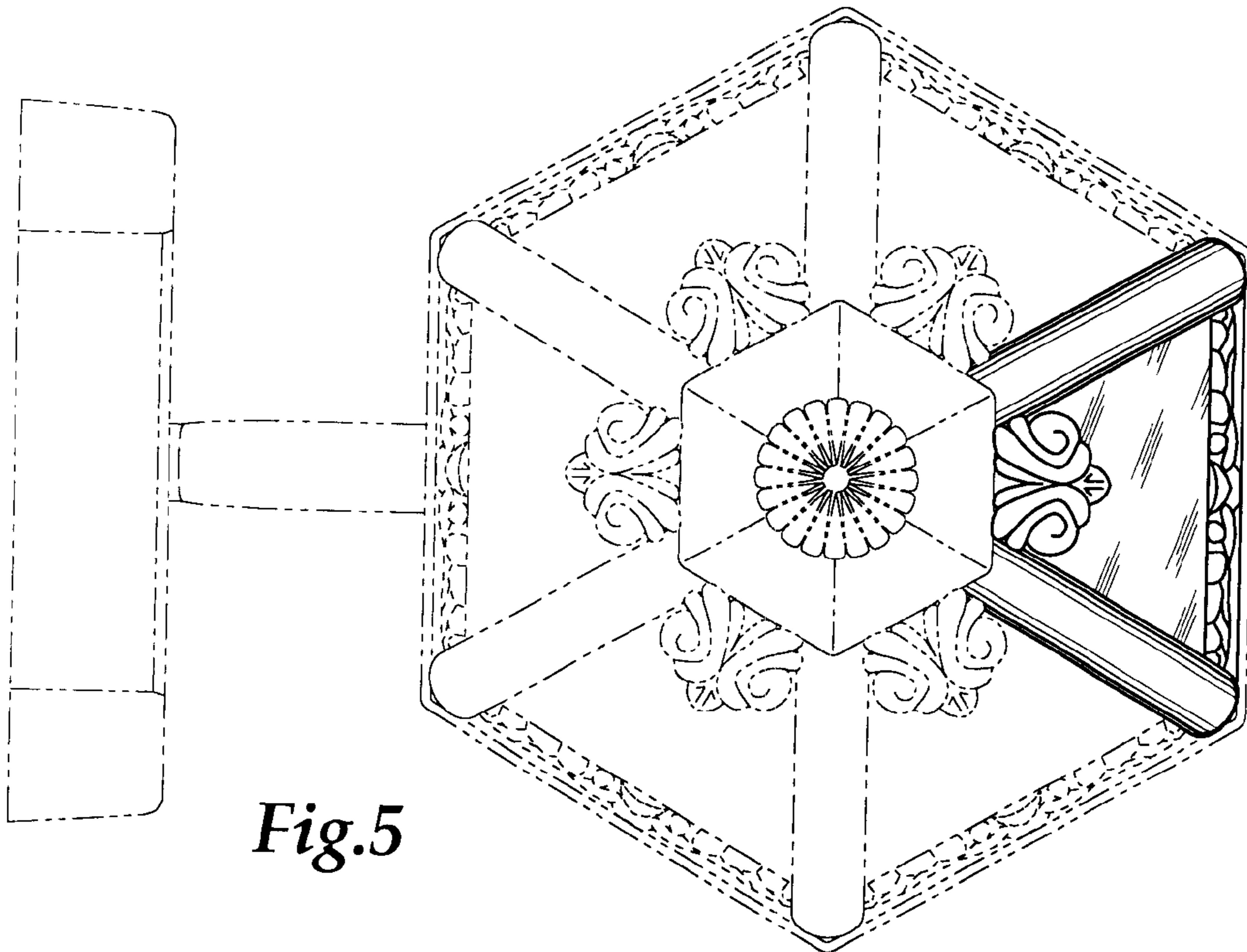
*Fig.2*



*Fig.3*



*Fig.4*



*Fig.5*