

US00D510145S

(12) **United States Design Patent**  
**Folliard**

(10) **Patent No.:** **US D510,145 S**

(45) **Date of Patent:** **\*\* Sep. 27, 2005**

(54) **ELONGATED WALL BASE WITH SMALL INCLINE**

D493,895 S 8/2004 Glatz

\* cited by examiner

(75) Inventor: **Sharon Folliard**, Chicago, IL (US)

*Primary Examiner*—Doris Clark

(73) Assignee: **Duramax, Inc.**, Middlefield, OH (US)

(74) *Attorney, Agent, or Firm*—D. Peter Hochberg; Sean Mellino; Katherine R. Vieyra

(\*\*) Term: **14 Years**

(57) **CLAIM**

(21) Appl. No.: **29/208,930**

The ornamental design for a elongated wall base with small incline, as shown and described.

(22) Filed: **Jul. 8, 2004**

**DESCRIPTION**

(51) **LOC (8) Cl.** ..... **25-01**

FIG. 1 is a perspective view of a elongated wall base with small incline embodying this invention;

(52) **U.S. Cl.** ..... **D25/119**

FIG. 2 is a top view of the wall base as shown in FIG. 1;

(58) **Field of Search** ..... D25/136, 119;

FIG. 3 is a front view of the wall base as shown in FIG. 1;

52/290

FIG. 4 is a right side view of the wall base as shown in FIG. 1;

(56) **References Cited**

FIG. 5 is a rear view of the wall base as shown in FIG. 1;

**U.S. PATENT DOCUMENTS**

FIG. 6 is a left side view of the wall base as shown in FIG. 1; and,

4,565,041 A \* 1/1986 Wendt ..... 52/288.1

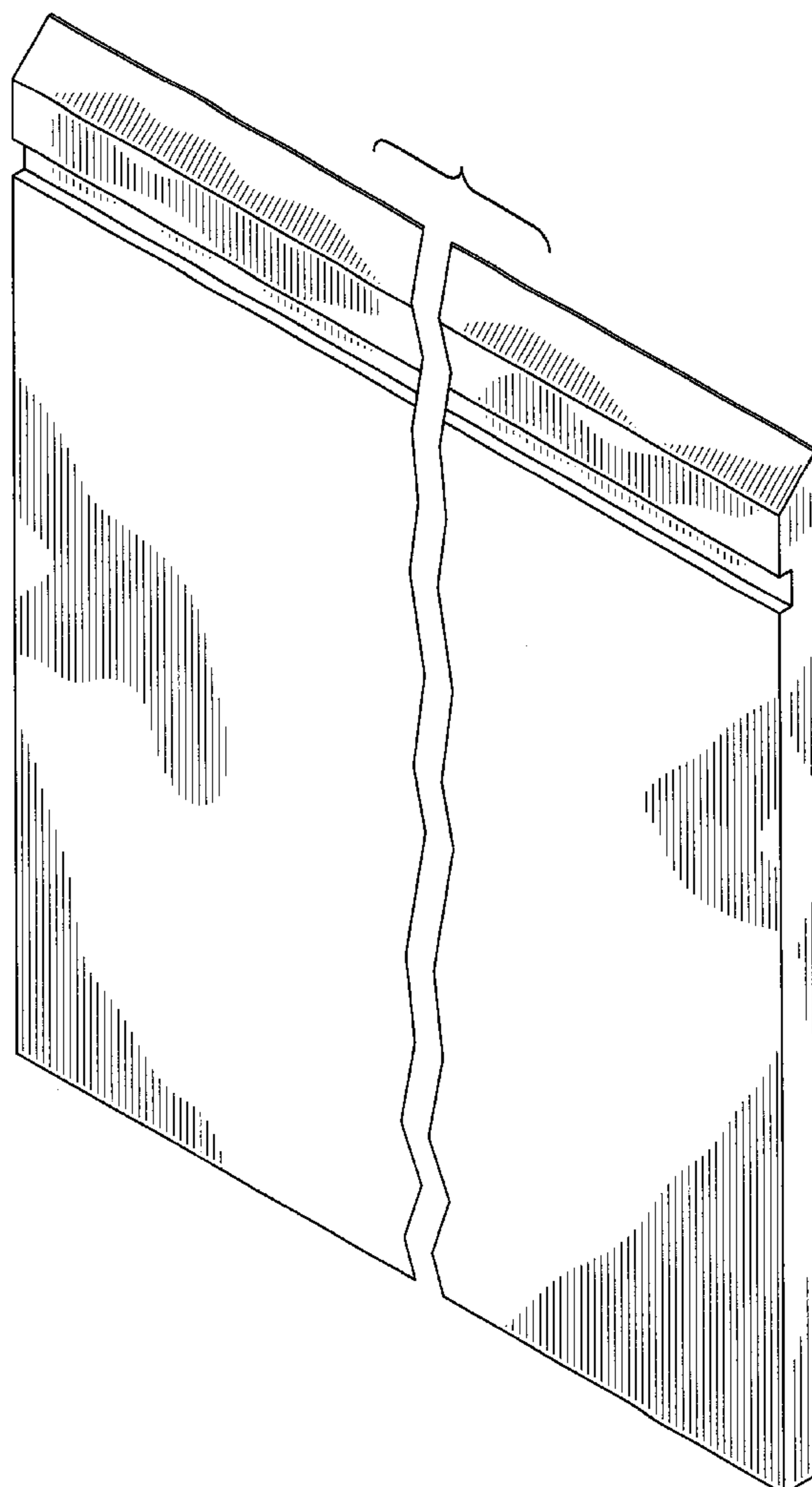
FIG. 7 is a bottom view of the wall base as shown in FIG. 1.

D371,609 S \* 7/1996 Pelosi et al. .... D25/119

D483,882 S 12/2003 Glatz

D484,253 S 12/2003 Glatz

**1 Claim, 3 Drawing Sheets**



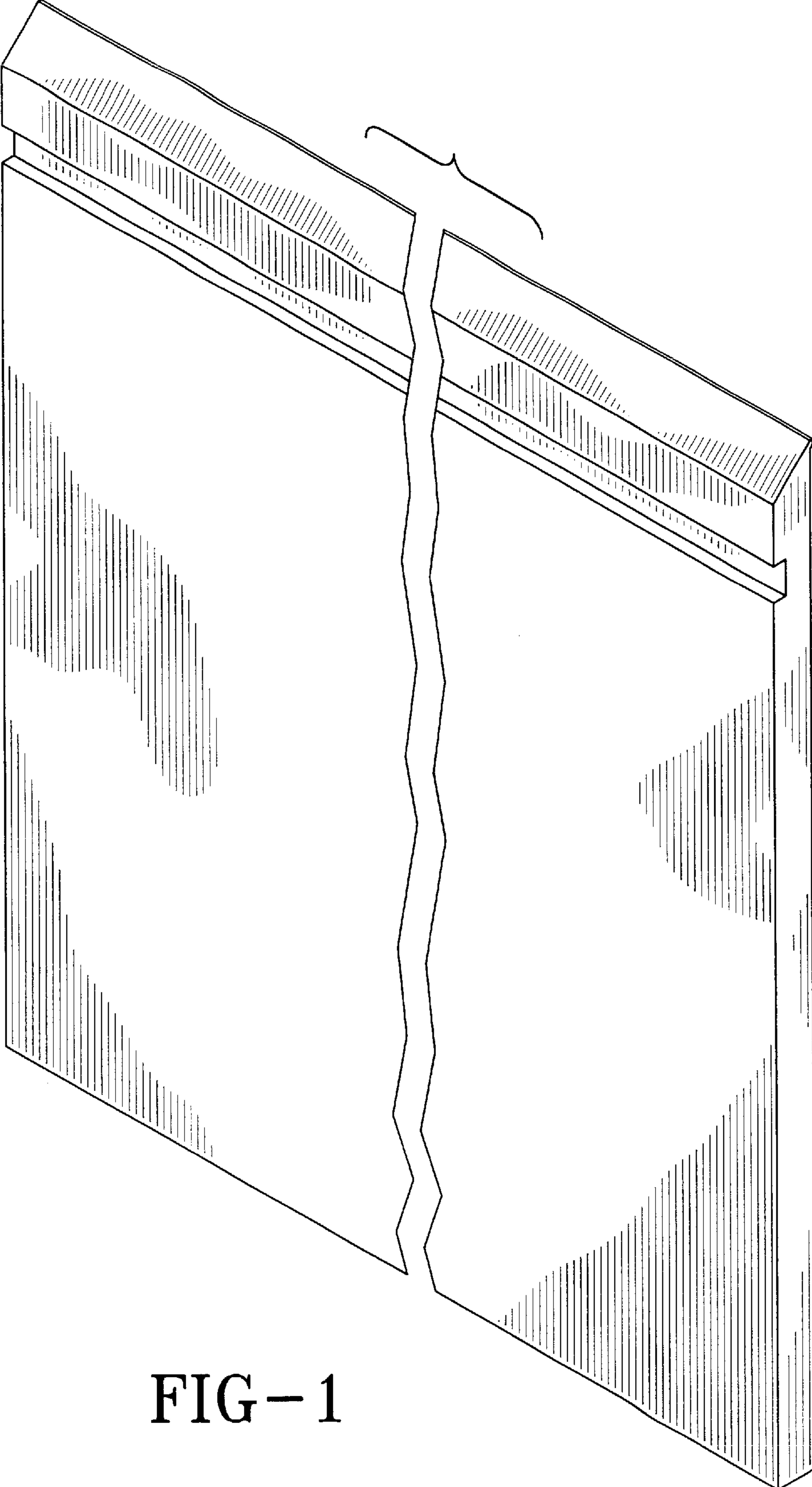


FIG-1

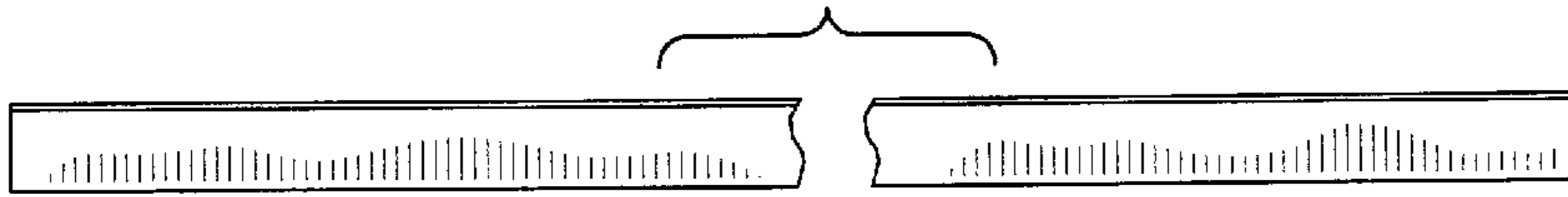


FIG-2

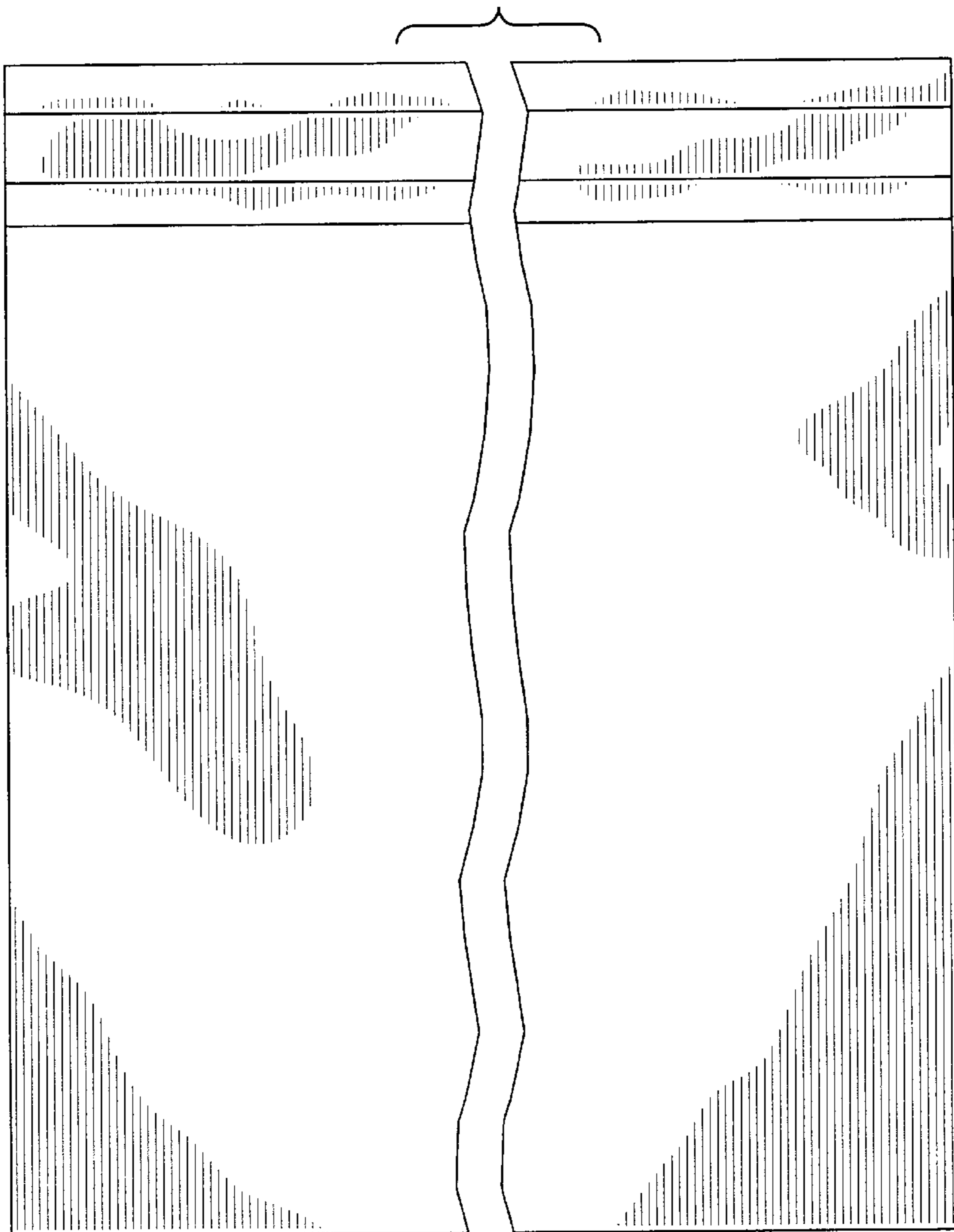


FIG-3




FIG-4

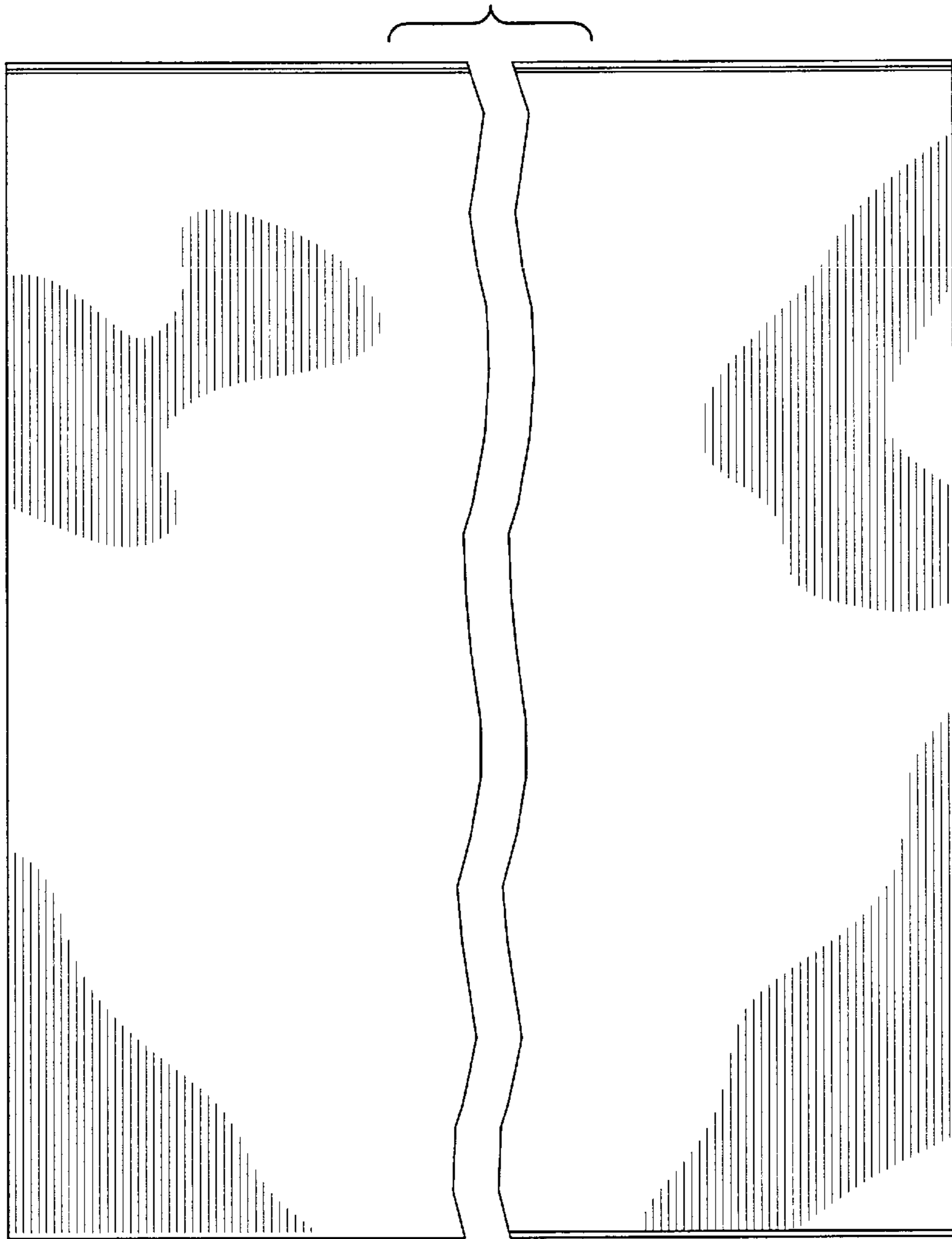


FIG-5




FIG-6



FIG-7