



US00D510140S

(12) **United States Design Patent** (10) **Patent No.:** **US D510,140 S**
Brown (45) **Date of Patent:** **** Sep. 27, 2005**

(54) **MAGNETIC THERAPEUTIC KNEE BRACE**

(76) **Inventor:** **Carl Brown**, 40087 Mission Blvd.
#270, Fremont, CA (US) 94539

(**) **Term:** **14 Years**

(21) **Appl. No.:** **29/209,336**

(22) **Filed:** **Jul. 14, 2004**

(51) **LOC (8) Cl.** **24-04**

(52) **U.S. Cl.** **D24/200; D24/190**

(58) **Field of Search** D24/200, 190,
D24/192, 189; 602/26-27, 60-65, 20-21;
D29/121.1; 601/15; 600/9, 11

(56) **References Cited**

U.S. PATENT DOCUMENTS

3,943,912	A	*	3/1976	Nakayama	600/15
4,353,362	A	*	10/1982	DeMarco	D24/190
5,092,320	A	*	3/1992	Maurer	602/26
5,472,413	A	*	12/1995	Detty	602/20
5,513,658	A	*	5/1996	Goseki	602/26
5,656,023	A	*	8/1997	Caprio et al.	602/63
5,865,777	A	*	2/1999	Detty	602/63
6,171,606	B1		1/2001	Lyons	424/402
6,342,044	B1	*	1/2002	Frangi et al.	602/63
6,579,222	B2		6/2003	Mann	600/15

D494,324	S	*	8/2004	Mundy et al.	D29/121.1
D501,927	S	*	2/2005	McCormick et al.	D24/190
2004/0176715	A1	*	9/2004	Nelson	602/26
2005/0020951	A1	*	1/2005	Gaylord et al.	602/26

* cited by examiner

Primary Examiner—Cathy Anne MacCormac

Assistant Examiner—Melanie Levy

(74) *Attorney, Agent, or Firm*—Goldstein Law Offices PC.

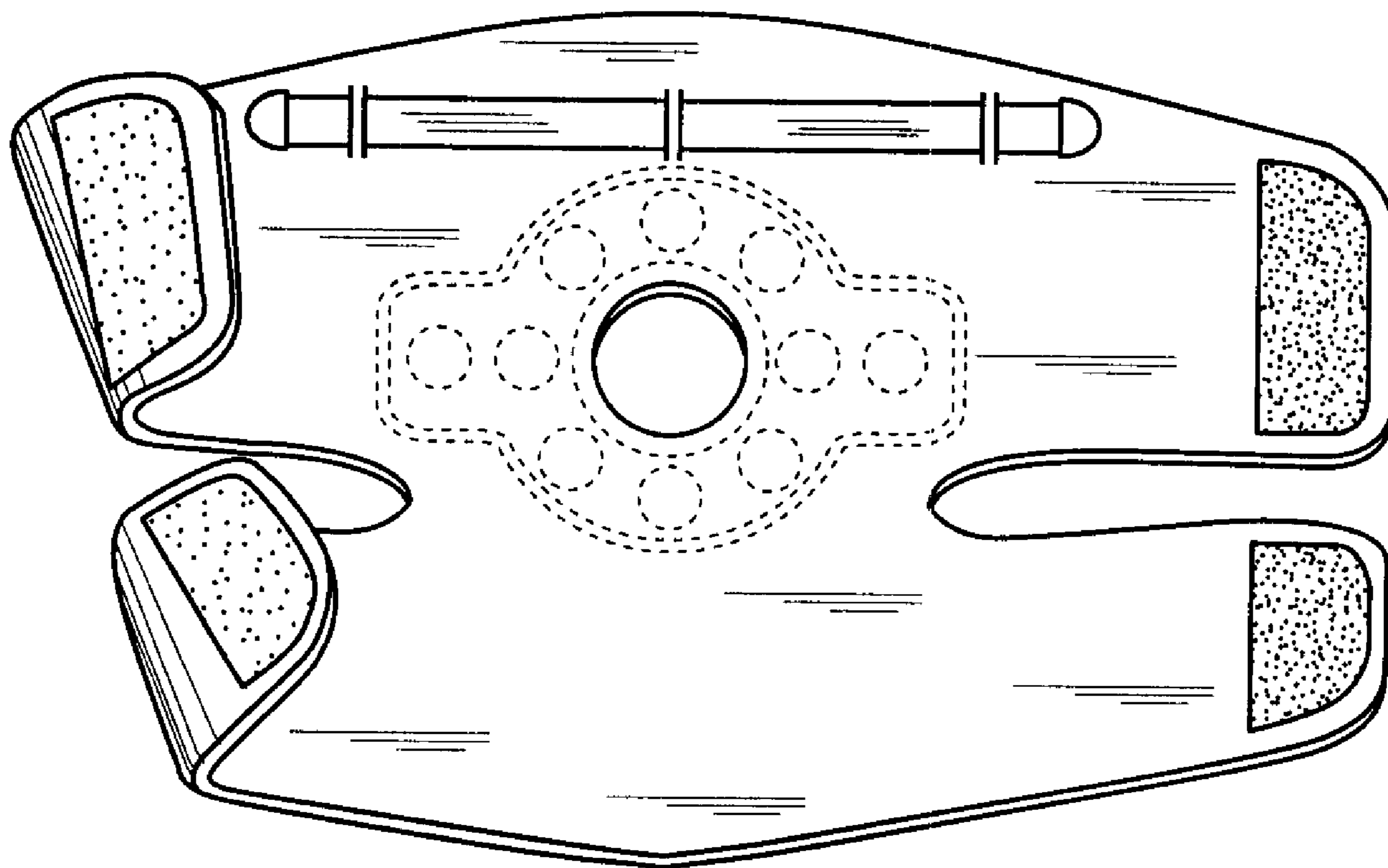
(57) **CLAIM**

The ornamental design for a magnetic therapeutic knee brace, as shown and described.

DESCRIPTION

FIG. 1 is a perspective view of a magnetic therapeutic knee brace showing my new design;
 FIG. 2 is a front elevational view thereof;
 FIG. 3 is a rear elevational view thereof;
 FIG. 4 is a right side elevational view thereof;
 FIG. 5 is a left side elevational view thereof;
 FIG. 6 is a top plan view thereof; and,
 FIG. 7 is a bottom plan view thereof.
 The broken lines are for illustrative purposes only and form no part of the claimed design.

1 Claim, 3 Drawing Sheets



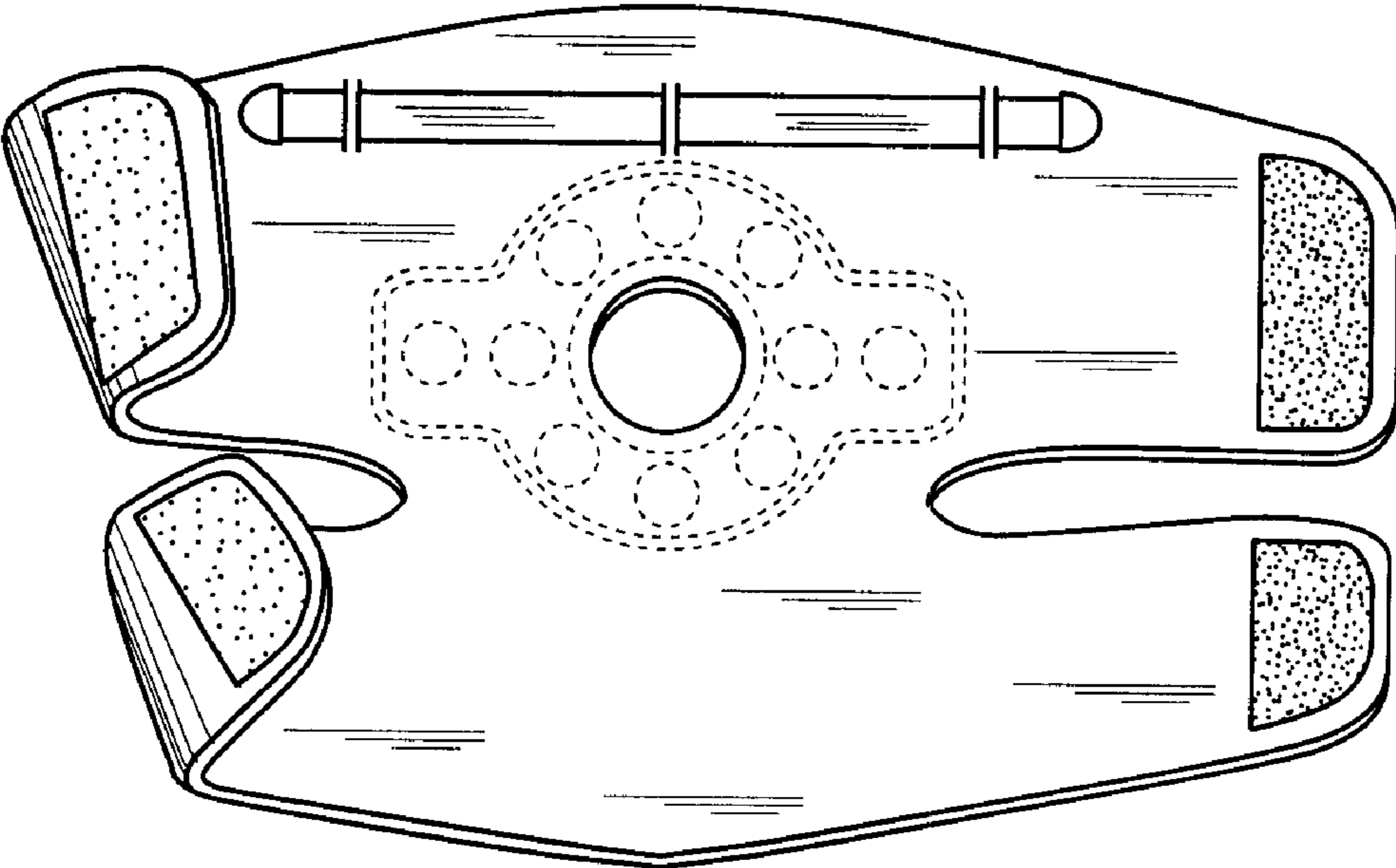


FIG. 1

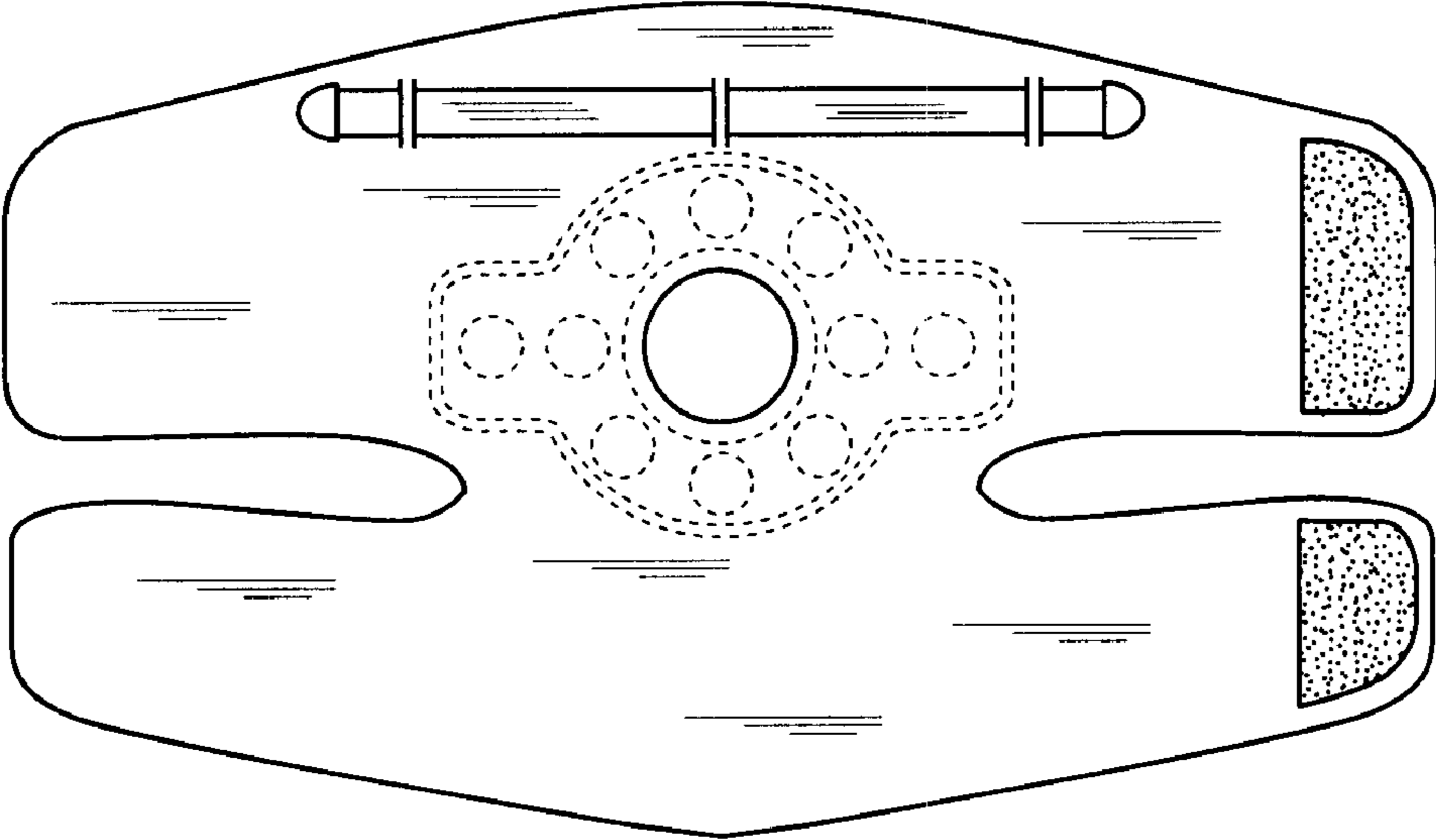


FIG. 2

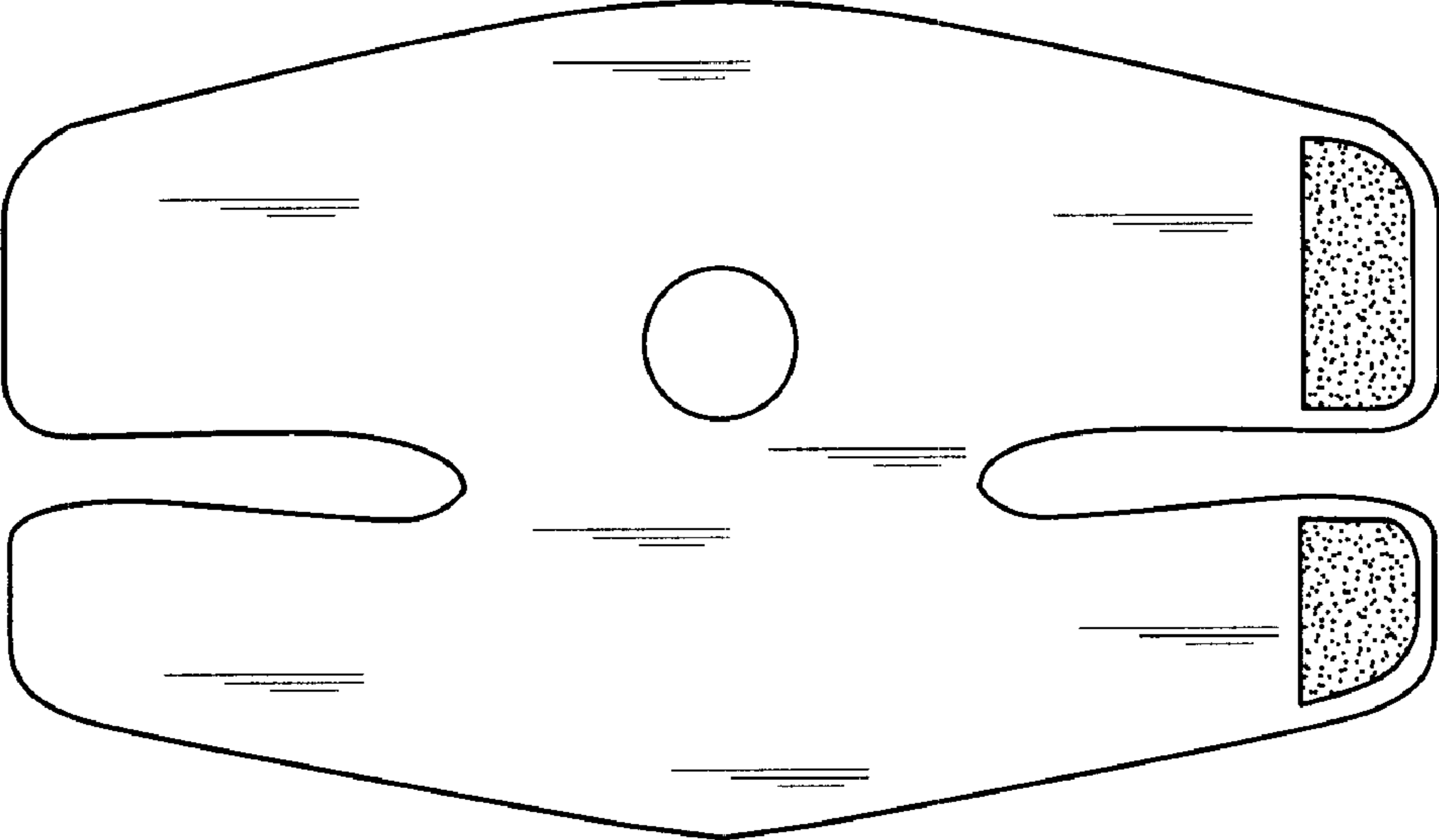


FIG. 3



FIG. 4



FIG. 5



FIG. 6



FIG. 7