



US00D510117S

(12) **United States Design Patent**  
**Jones**

(10) **Patent No.: US D510,117 S**

(45) **Date of Patent: \*\* Sep. 27, 2005**

(54) **BUOYANCY AID**

(76) **Inventor: Rhiannon Jones**, Top Lodge, Wing,  
Rutland LE15 8SE (GB)

(\*\*) **Term: 14 Years**

(21) **Appl. No.: 29/220,491**

(22) **Filed: Dec. 31, 2004**

(30) **Foreign Application Priority Data**

Jul. 16, 2004 (GB) ..... 3018108

(51) **LOC (8) Cl. .... 29-02**

(52) **U.S. Cl. .... D21/805; D21/803; D21/804**

(58) **Field of Search .... D21/801, 803,**  
D21/804, 805; 441/114, 113, 117, 129,  
88, 106

(56) **References Cited**

**U.S. PATENT DOCUMENTS**

D116,359 S \* 8/1939 Banks et al. .... D21/809  
D177,670 S \* 5/1956 Glavas ..... D21/805  
D187,764 S \* 4/1960 Rodriguez ..... D21/805  
3,425,072 A \* 2/1969 Carlson ..... 441/114

D315,010 S \* 2/1991 Stevens ..... D21/805  
D319,679 S \* 9/1991 Haley ..... D21/803  
D320,059 S \* 9/1991 Bedortha et al. .... D21/805  
5,348,505 A \* 9/1994 Rothhammer ..... 441/117  
5,472,391 A \* 12/1995 Weissbuch ..... 482/55  
D396,076 S \* 7/1998 Muasher ..... D21/662  
D420,716 S \* 2/2000 Kiefer et al. .... D21/805  
6,071,161 A \* 6/2000 Weissbuch ..... 441/106

\* cited by examiner

*Primary Examiner*—Lucy Lieberman  
(74) *Attorney, Agent, or Firm*—Clifford Kraft

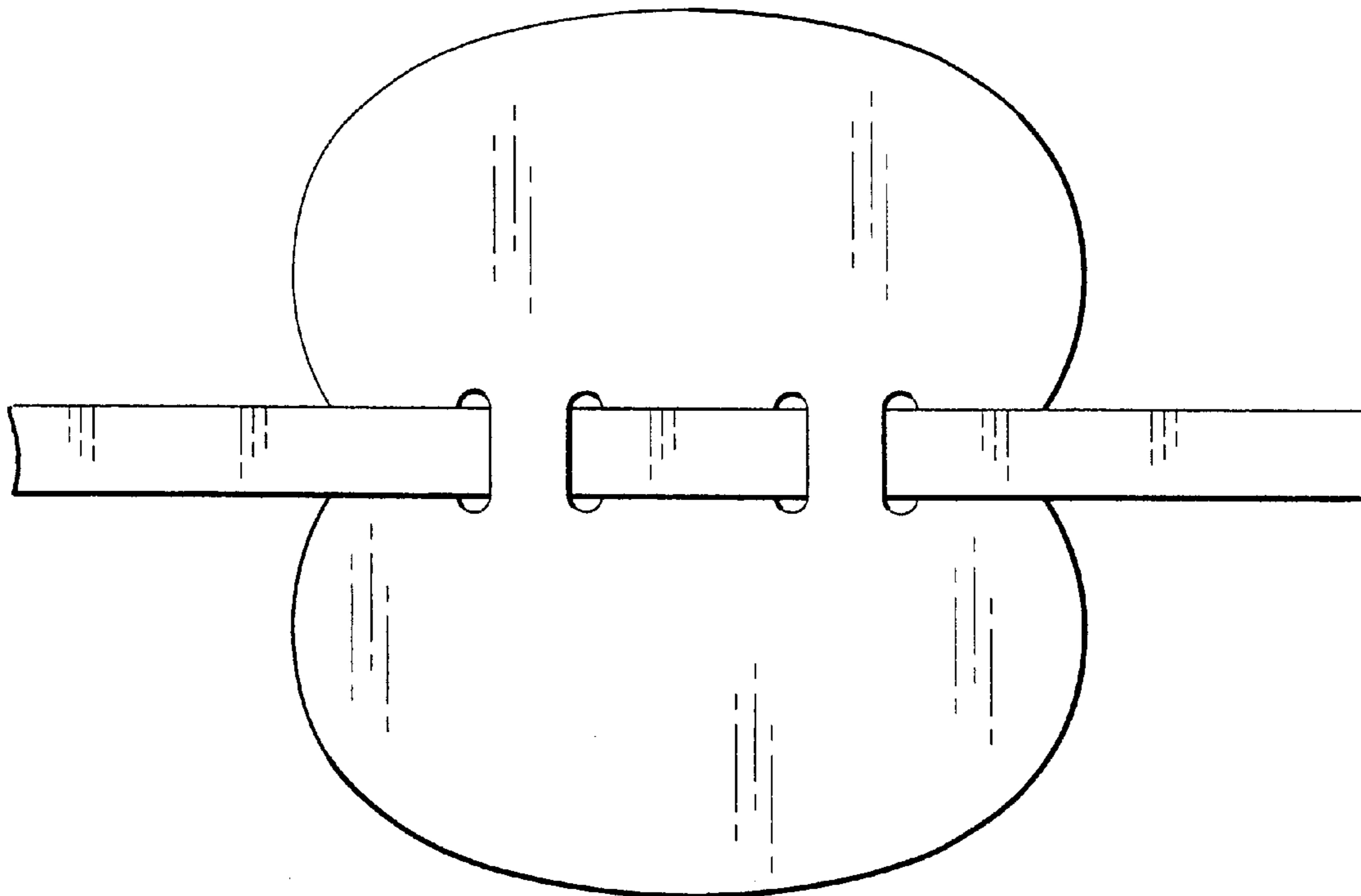
(57) **CLAIM**

The ornamental design for a buoyancy aid, as shown and described.

**DESCRIPTION**

FIG. 1 is a rear elevation of the buoyancy aid showing my new design;  
FIG. 2 is a side elevation thereof;  
FIG. 3 is a top and front perspective view thereof; and,  
FIG. 4 is a rear and side perspective view thereof.

**1 Claim, 3 Drawing Sheets**



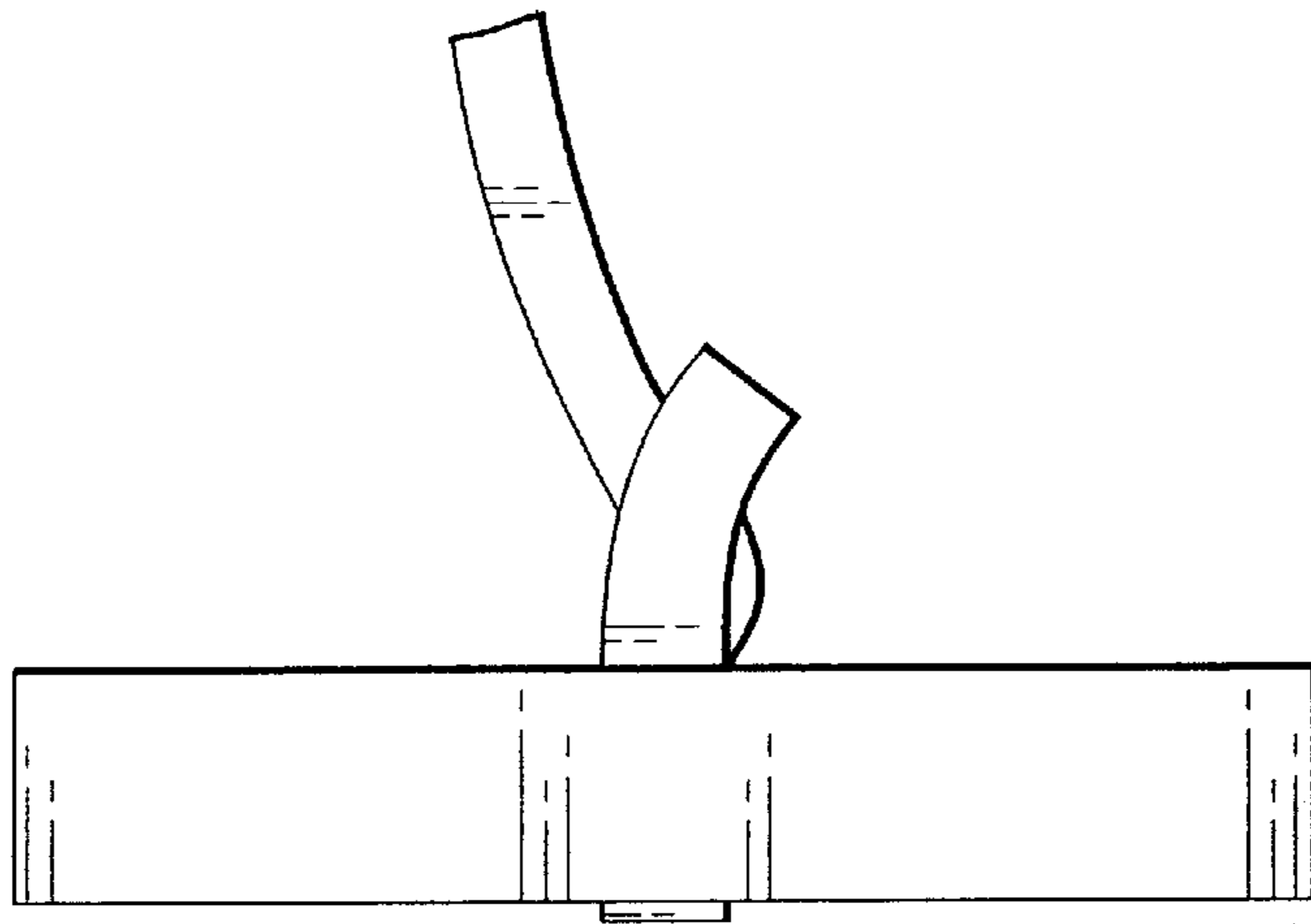


FIG. 2

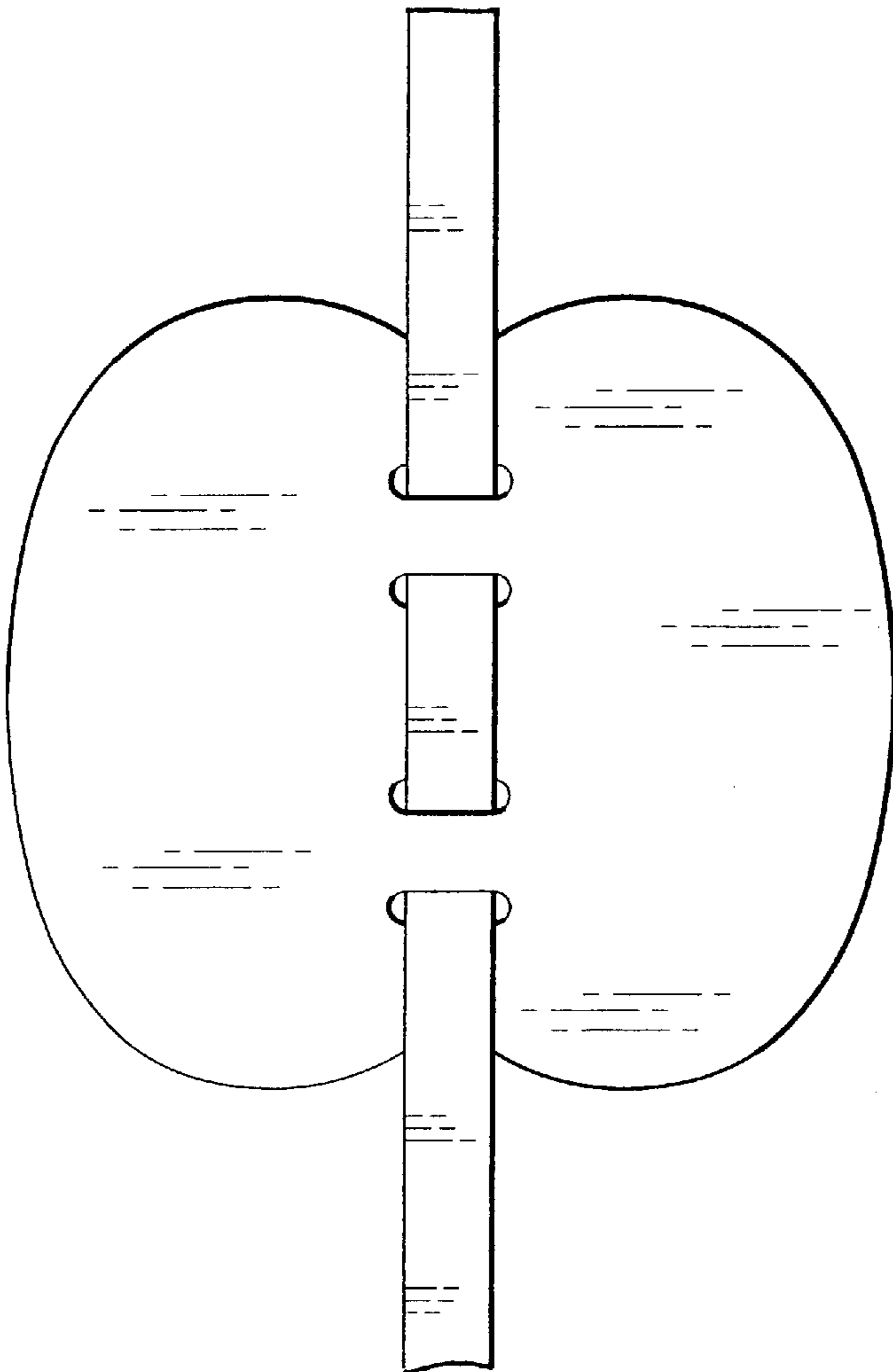


FIG. 1

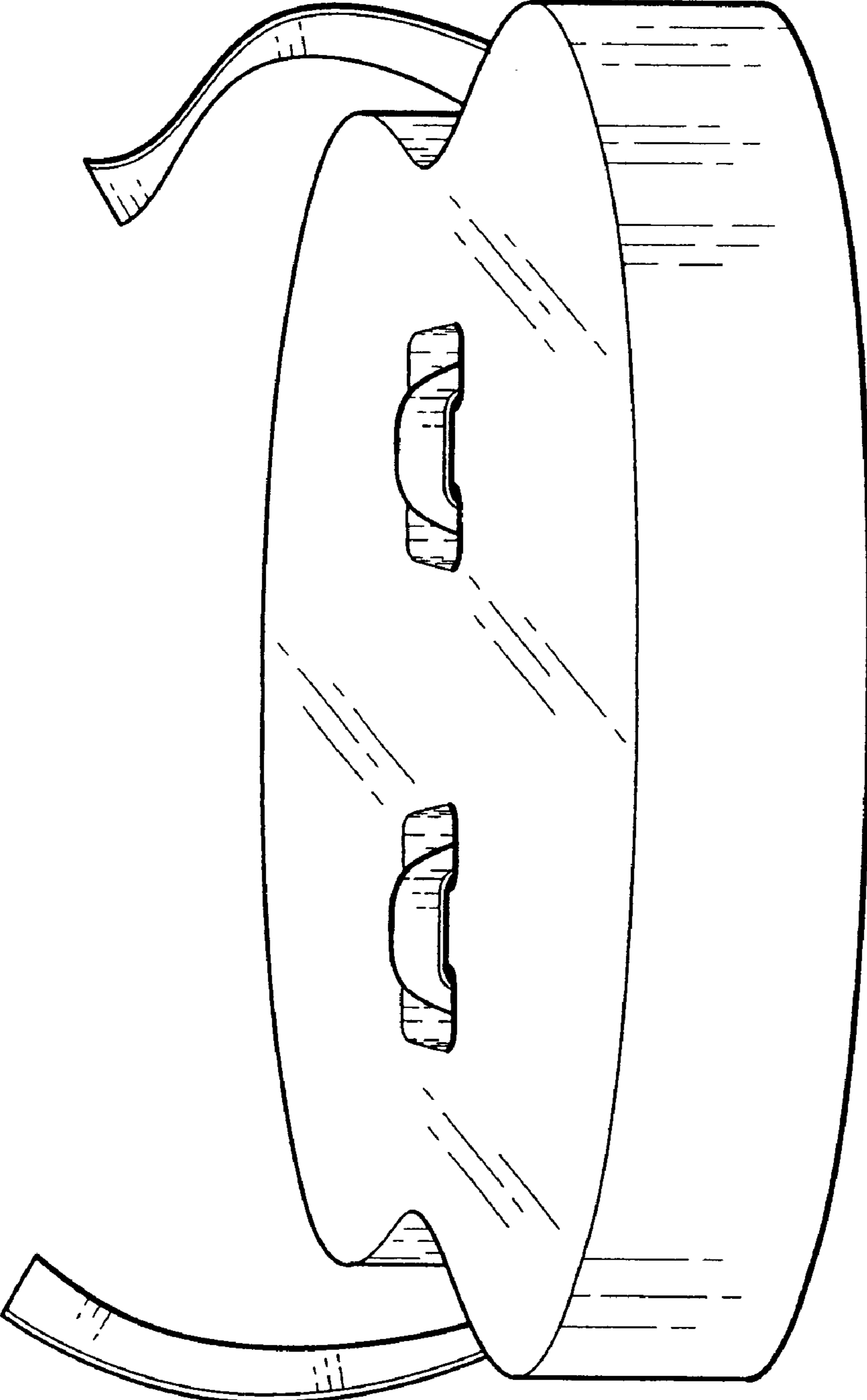


FIG. 3

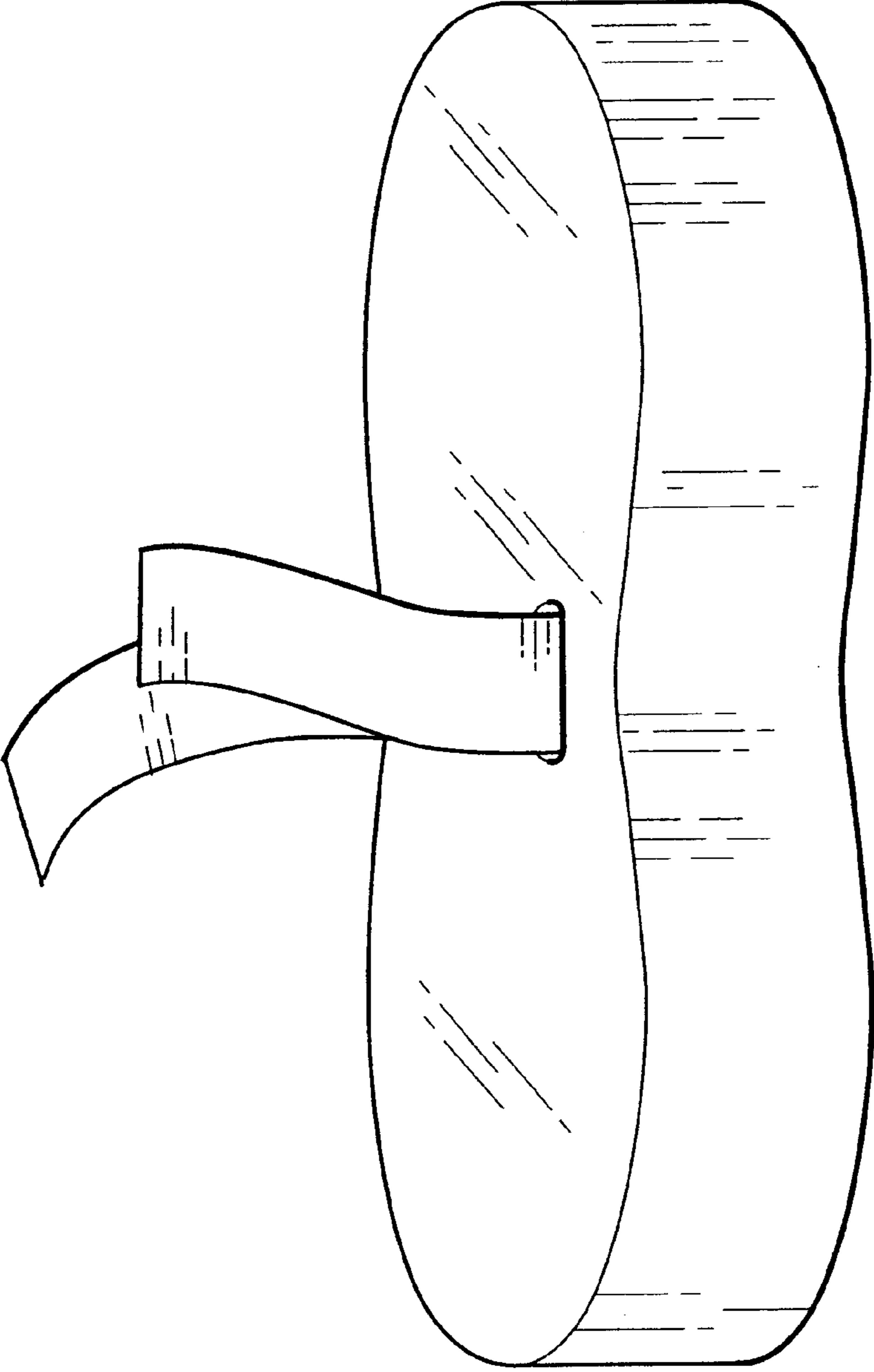


FIG. 4