



US00D510115S

(12) **United States Design Patent**
Lang et al.

(10) **Patent No.: US D510,115 S**
(45) **Date of Patent: ** Sep. 27, 2005**

(54) **IRON GOLF CLUB HEAD**
(75) Inventors: **Robert R. Lang**, Escondido, CA (US);
Andrew Oldknow, Laguna Niguel, CA
(US); **Chris J. Wieland**, Vista, CA
(US); **Augustin W. Rollinson**,
Carlsbad, CA (US); **Roger Cleveland**,
Los Angeles, CA (US)

(73) Assignee: **Callaway Golf Company**, Carlsbad,
CA (US)

(**) Term: **14 Years**

(21) Appl. No.: **29/202,168**

(22) Filed: **Mar. 26, 2004**

(51) **LOC (8) Cl. 21-02**

(52) **U.S. Cl. D21/749**

(58) **Field of Search D21/747-751,**
D21/759; 473/324-331, 350

(56) **References Cited**

U.S. PATENT DOCUMENTS

D279,022 S	*	5/1985	Worster et al.	D21/749
4,900,029 A		2/1990	Sinclair	
D318,087 S		7/1991	Helmstetter	
D329,266 S	*	9/1992	Antonious	D21/749
D329,904 S	*	9/1992	Gorman	D21/749
D331,272 S	*	11/1992	Antonious	D21/749
D332,478 S	*	1/1993	Antonious	D21/749
D344,772 S		3/1994	Long et al.	
D345,191 S		3/1994	Iinuma et al.	
D348,091 S	*	6/1994	Allen	D21/749
D351,884 S		10/1994	Solheim et al.	
D354,784 S		1/1995	Long et al.	
D356,843 S		3/1995	Schmidt et al.	
D363,100 S		10/1995	Long et al.	
D377,674 S		1/1997	Schmidt et al.	
D379,485 S		5/1997	Ragano	

D392,354 S		3/1998	Burrows	
D396,513 S		7/1998	Rollinson et al.	
D397,750 S		9/1998	Frazetta	
D405,492 S		2/1999	Kubica et al.	
D410,053 S		5/1999	Wu	
D415,808 S		10/1999	Helmstetter et al.	
D418,885 S		1/2000	Wanchena	
D418,887 S	*	1/2000	Williams, Jr.	D21/749
D425,159 S		5/2000	Helmstetter et al.	
D430,244 S		8/2000	Bernard et al.	
D437,904 S		2/2001	Galloway et al.	
D437,905 S		2/2001	Galloway et al.	
D446,834 S		8/2001	Hocknell et al.	
D447,201 S		8/2001	Boyd	
D447,527 S		9/2001	Hocknell et al.	
D457,585 S		5/2002	Smith et al.	
D457,930 S		5/2002	Soracco et al.	

* cited by examiner

Primary Examiner—Mitchell Siegel

(74) *Attorney, Agent, or Firm*—Michael A. Catania; Elaine
H. Lo

(57) **CLAIM**

The ornamental design for a iron golf club head, as shown
and described.

DESCRIPTION

FIG. 1 is a front view of the iron golf club head as claimed
herein;

FIG. 2 is a rear elevational view of the iron golf club head
thereof;

FIG. 3 is a top plan view thereof;

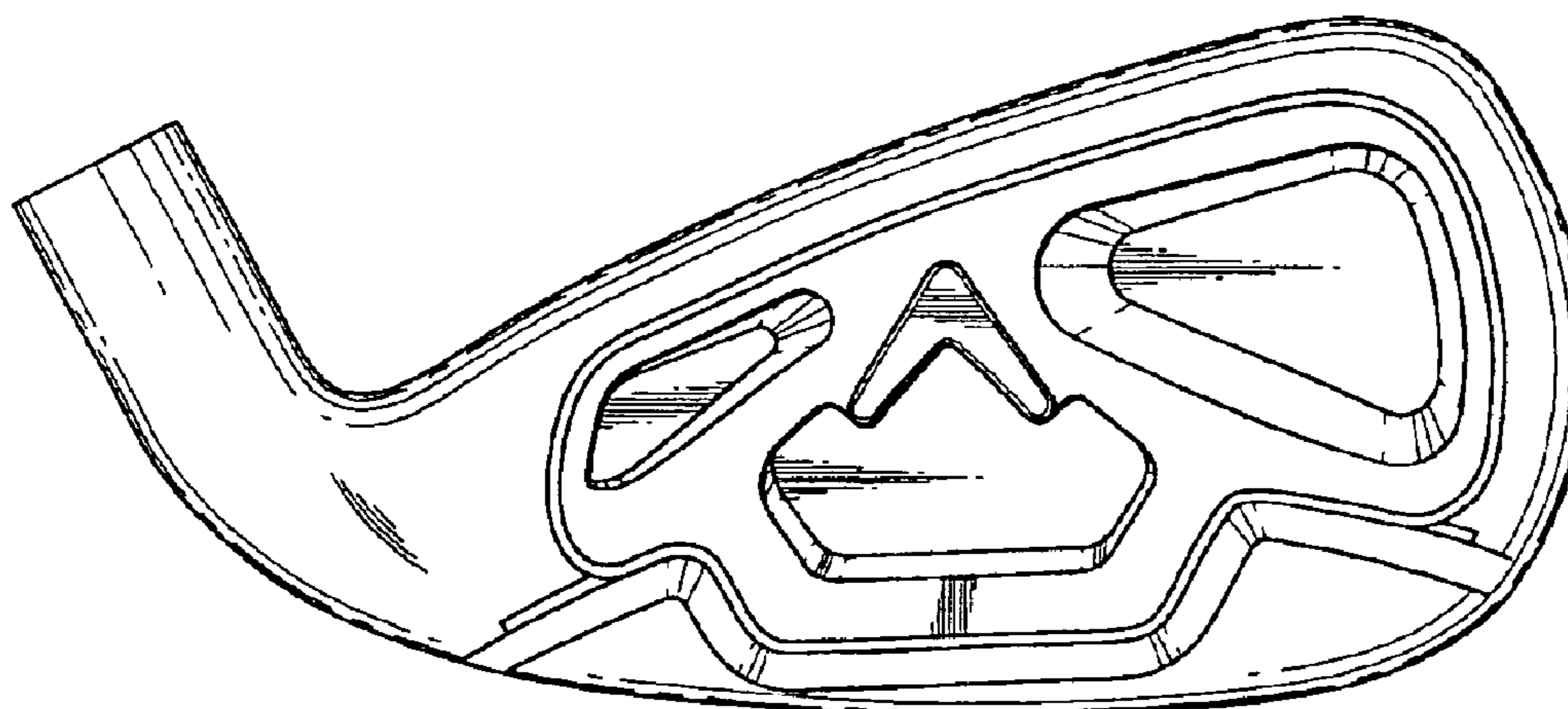
FIG. 4 is a bottom plan view thereof;

FIG. 5 is a heel end view thereof; and,

FIG. 6 is a toe end view thereof.

The broken line showing of the scoreline pattern is for
illustrative purposes only and forms no part of the claimed
design.

1 Claim, 2 Drawing Sheets






FIG. 1

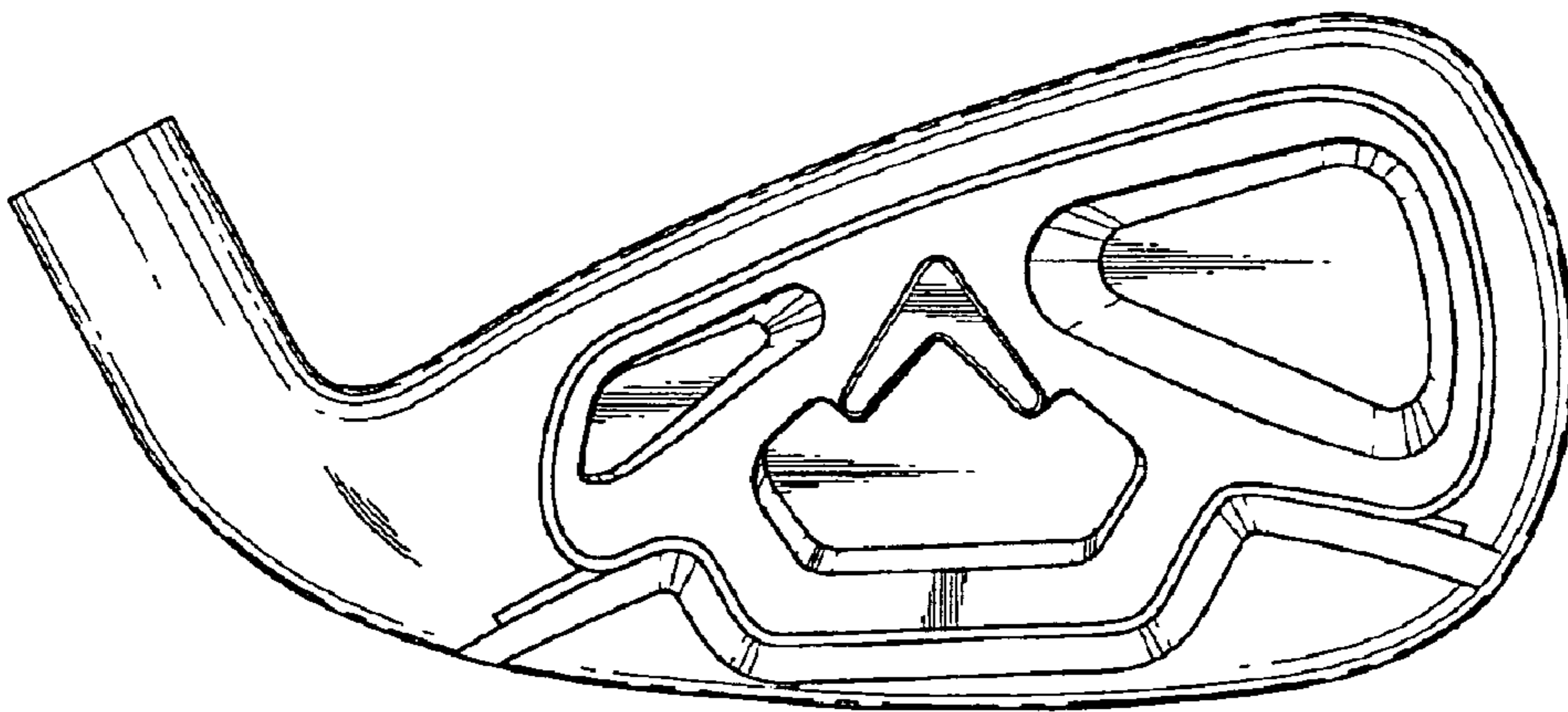


FIG. 2

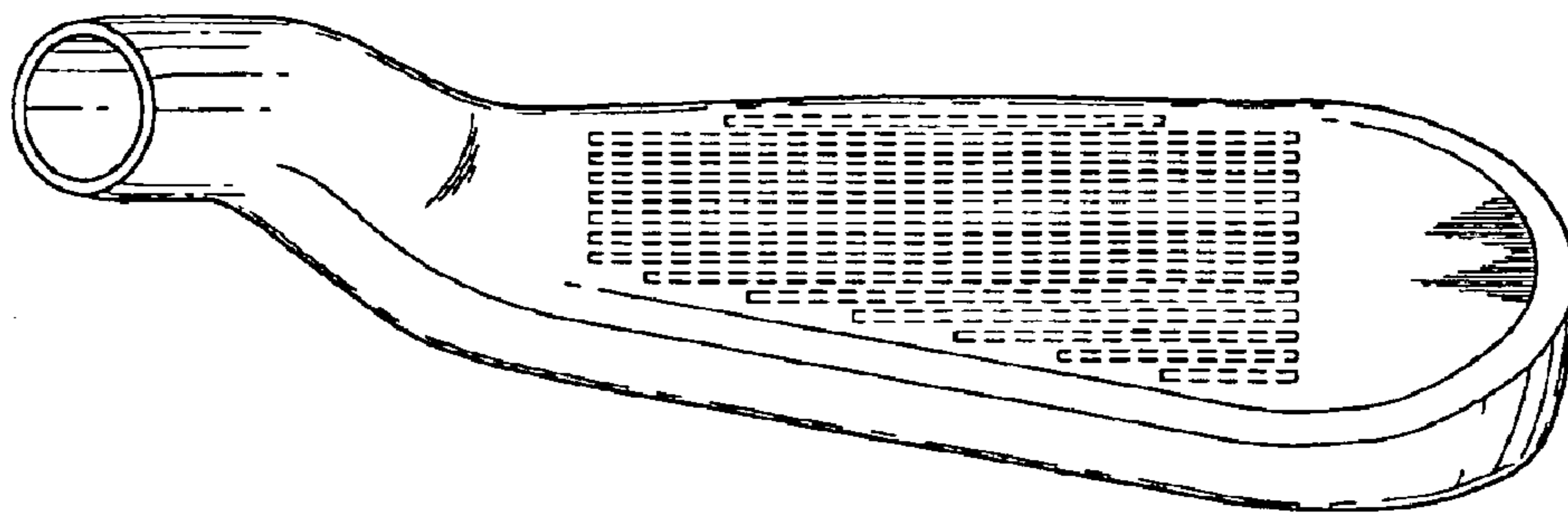


FIG. 3

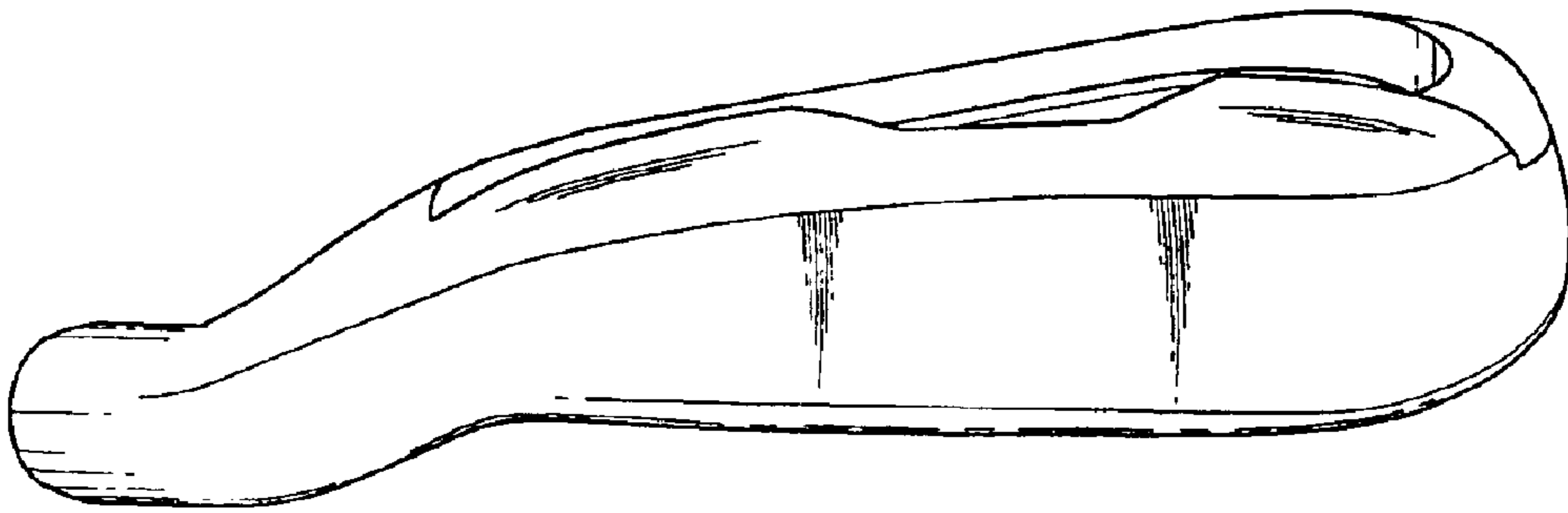


FIG. 4

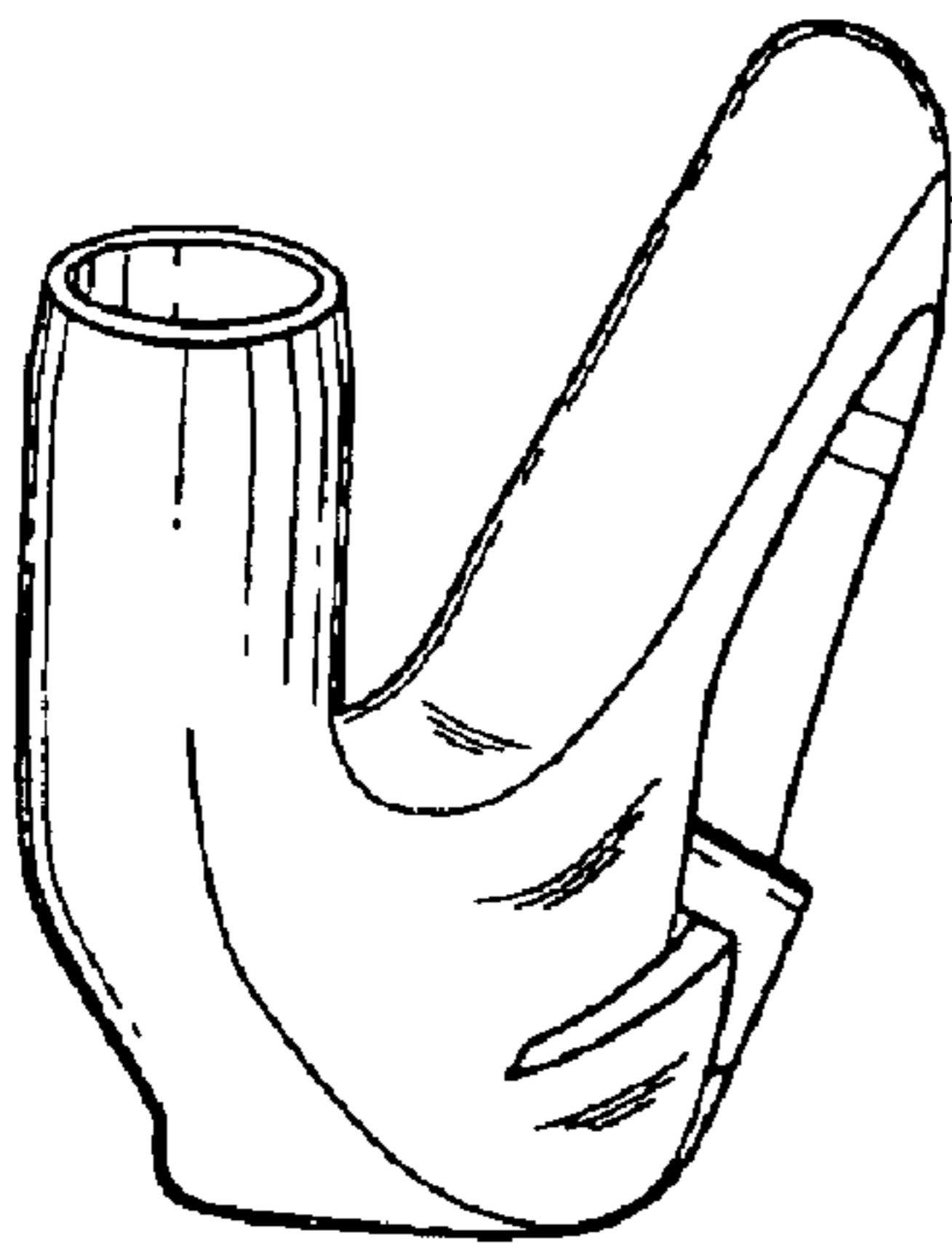


FIG. 5

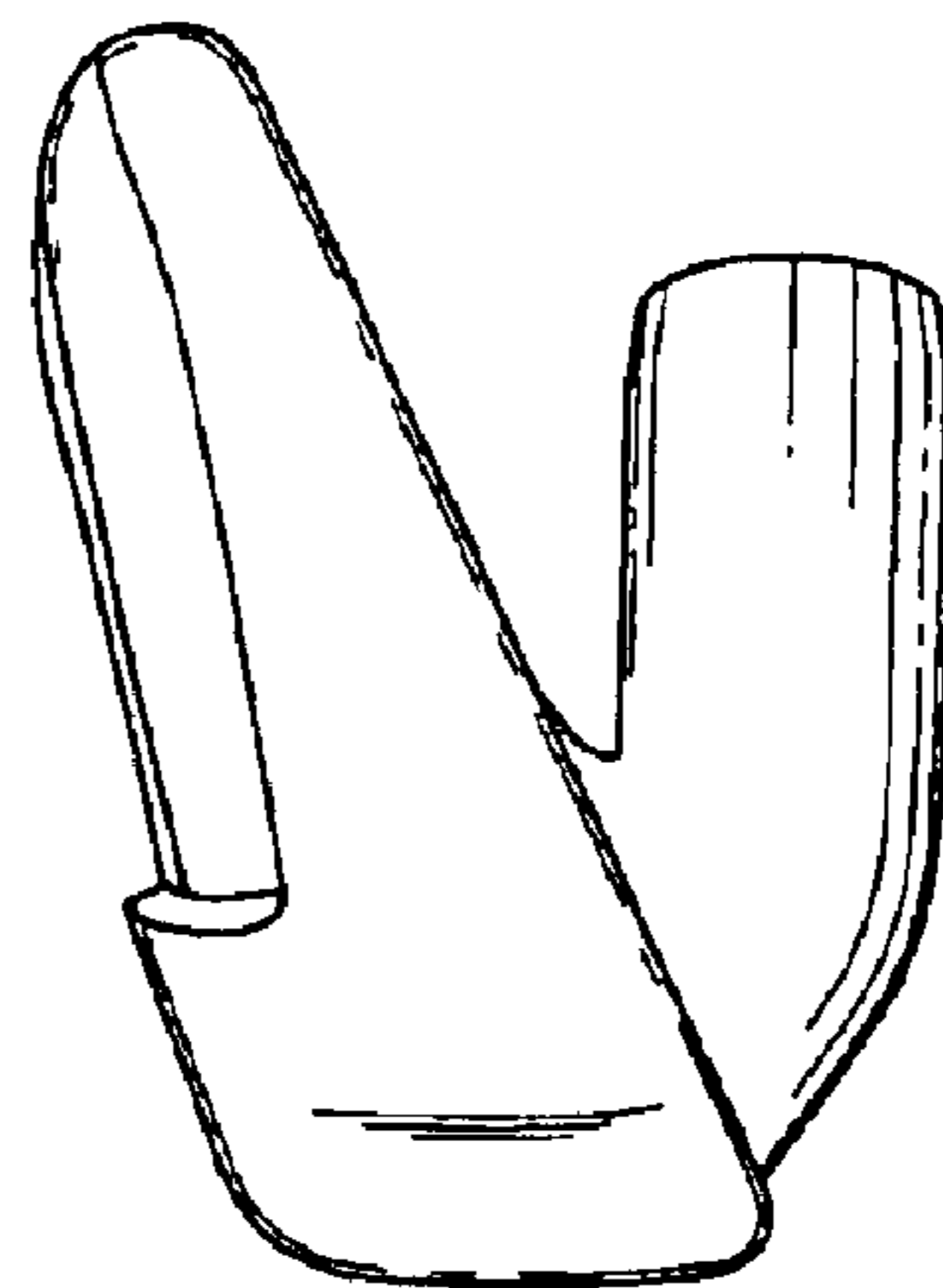


FIG. 6