

US00D510105S

(12) **United States Design Patent**
Cramer et al.

(10) **Patent No.:** **US D510,105 S**
(45) **Date of Patent:** **** Sep. 27, 2005**

- (54) **MARKER**
- (75) Inventors: **Earle Cramer**, Chicago, IL (US); **John C. Olson**, Chicago, IL (US)
- (73) Assignee: **ACCO Brands, Inc.**, Lincolnshire, IL (US)
- (**) Term: **14 Years**
- (21) Appl. No.: **29/209,832**
- (22) Filed: **Jul. 21, 2004**
- (51) **LOC (8) Cl.** **19-06**
- (52) **U.S. Cl.** **D19/51**
- (58) **Field of Search** D19/35, 36, 41-51, D19/53-58, 66, 81-85; 401/98, 186, 196, 198, 202, 213, 243-247, 260, 261, 262, 264; 222/213, 207, 327, 390

- 5,382,562 A 1/1995 Hutten
- 5,429,678 A 7/1995 Fany
- 5,432,973 A 7/1995 Wagner et al.
- D362,683 S 9/1995 Wagner et al.
- D369,183 S 4/1996 Yoshida
- 5,855,442 A 1/1999 Keller
- 5,871,294 A 2/1999 Turner
- 5,947,624 A 9/1999 Davignon
- 5,957,603 A 9/1999 Bell
- 6,019,535 A 2/2000 Turner
- 6,048,121 A 4/2000 Carver
- 6,056,468 A 5/2000 Niewiadomski
- D450,347 S * 11/2001 Keda D19/51
- 6,347,898 B1 2/2002 Rhodes
- 6,565,275 B2 5/2003 Brand et al.
- D493,484 S * 7/2004 Shova et al. D19/43
- D500,084 S * 12/2004 Hester et al. D19/66

FOREIGN PATENT DOCUMENTS

JP 2098500 4/1990

* cited by examiner

Primary Examiner—Martie K. Holtje
(74) *Attorney, Agent, or Firm*—Michael Best & Friedrich LLP

(56) **References Cited**
U.S. PATENT DOCUMENTS

- 85,961 A 1/1869 Reckendorfer
- 134,215 A 12/1872 Morse
- 447,873 A 3/1891 Hanimann
- 1,550,770 A 8/1925 Akira
- 1,770,426 A 7/1930 Paris et al.
- 2,205,929 A 6/1940 Musgrave
- D121,406 S * 7/1940 Whitehouse D19/48
- 2,216,696 A 10/1940 Scharf
- D208,282 S 8/1967 Speers
- 4,028,771 A 6/1977 Lin
- 4,167,347 A 9/1979 Hoyle
- 4,207,646 A 6/1980 Osborne
- 4,217,994 A * 8/1980 Koenig et al. 401/186
- 4,393,022 A 7/1983 Handl
- 4,578,420 A 3/1986 Handl
- D289,088 S * 3/1987 Jankewitz D19/43
- 4,817,226 A 4/1989 Kuo
- 4,937,910 A 7/1990 Frazier
- 4,991,985 A 2/1991 Laipply
- 5,072,483 A 12/1991 Durand
- D330,388 S 10/1992 Choi
- 5,261,755 A * 11/1993 Draper et al. 401/264
- D353,397 S * 12/1994 Banik D19/66

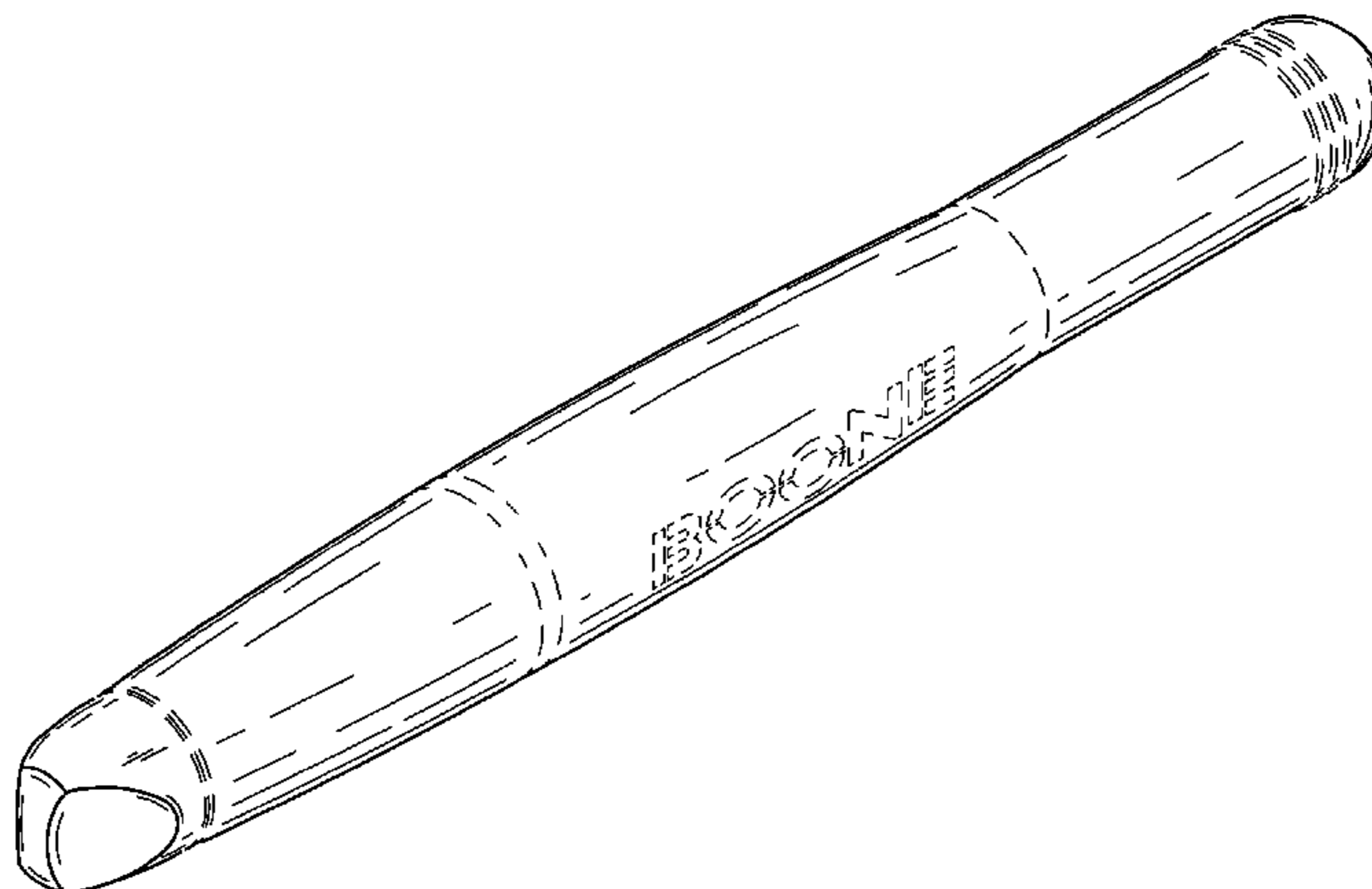
(57) **CLAIM**

We claim the ornamental design for a marker, as shown and described in FIGS. 1-5.

DESCRIPTION

FIG. 1 is a perspective view of a marker according to the present invention.
FIG. 2 is a side elevational view, the opposite side being a mirror image thereof;
FIG. 3 is a front elevational view, the rear view being a mirror image thereof;
FIG. 4 is a top plan view thereof; and,
FIG. 5 is a bottom plan view thereof.
The portions of the marker shown in broken lines are for illustrative purposes only and form no part of the claimed design.

1 Claim, 3 Drawing Sheets



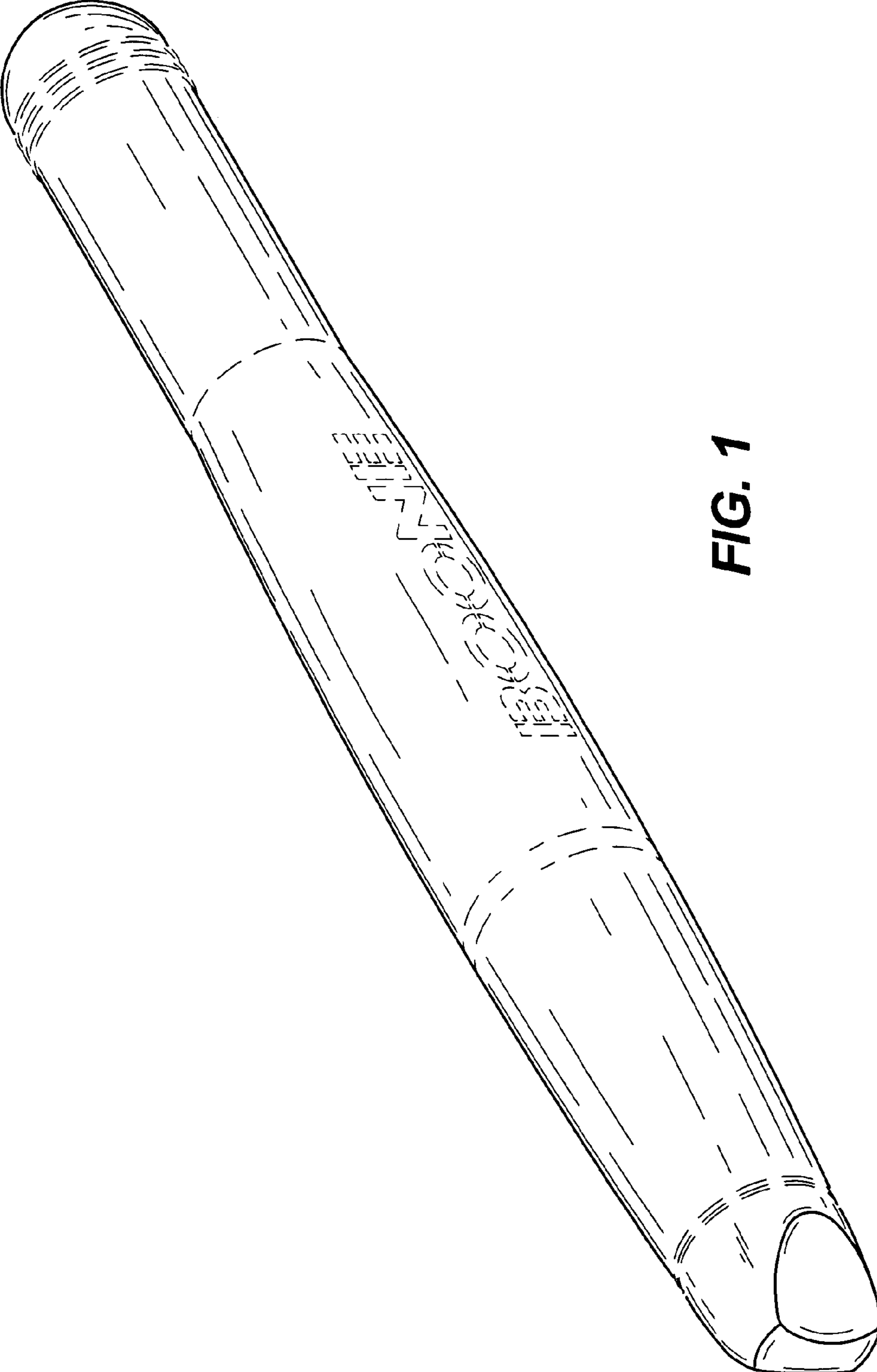


FIG. 1




FIG. 2

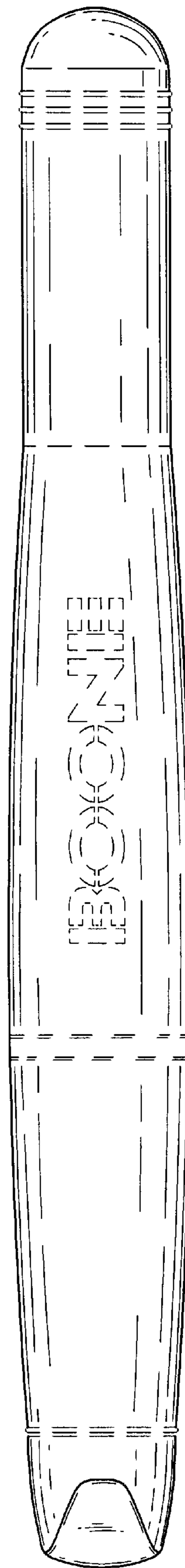


FIG. 3

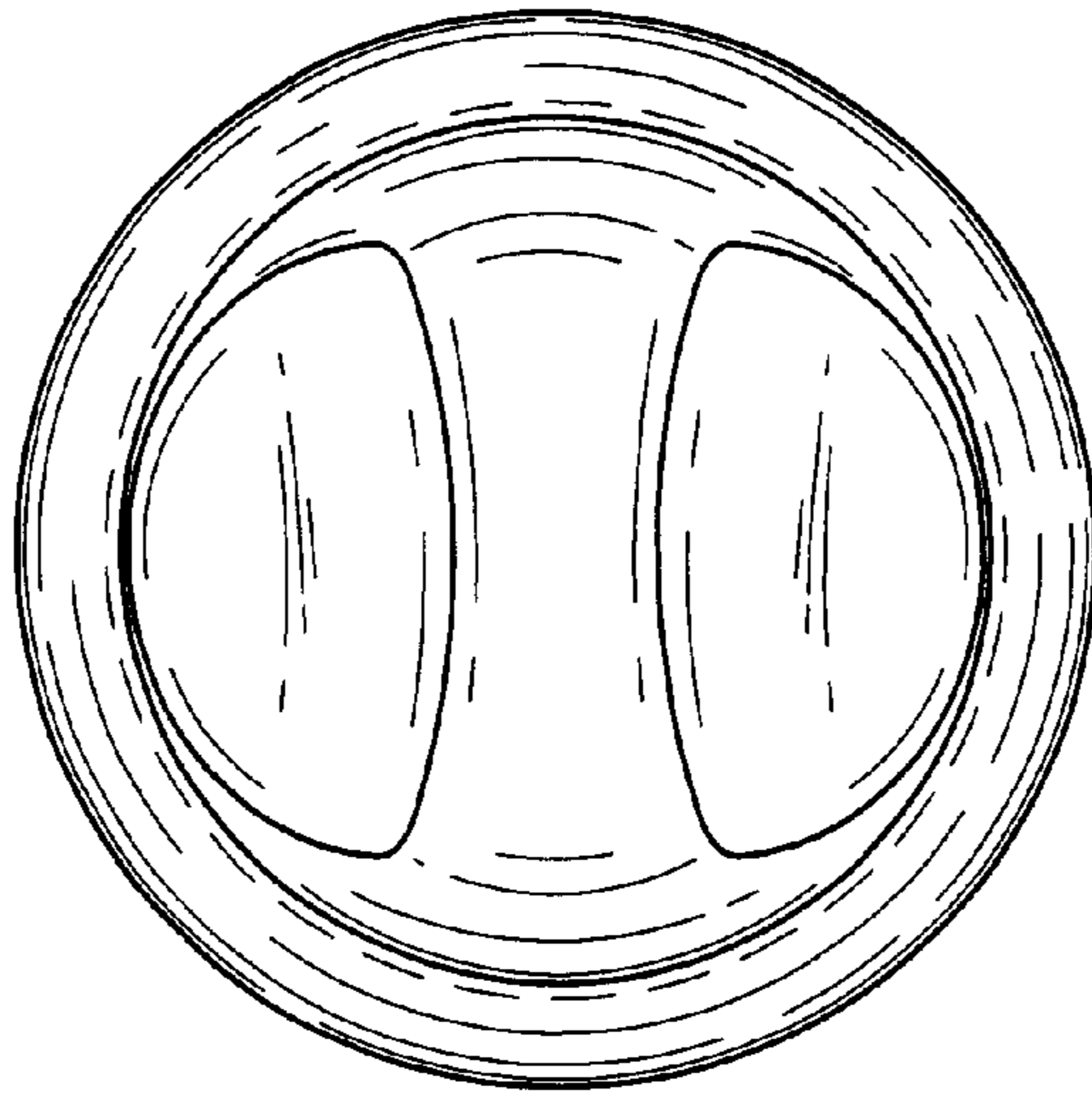


FIG. 4

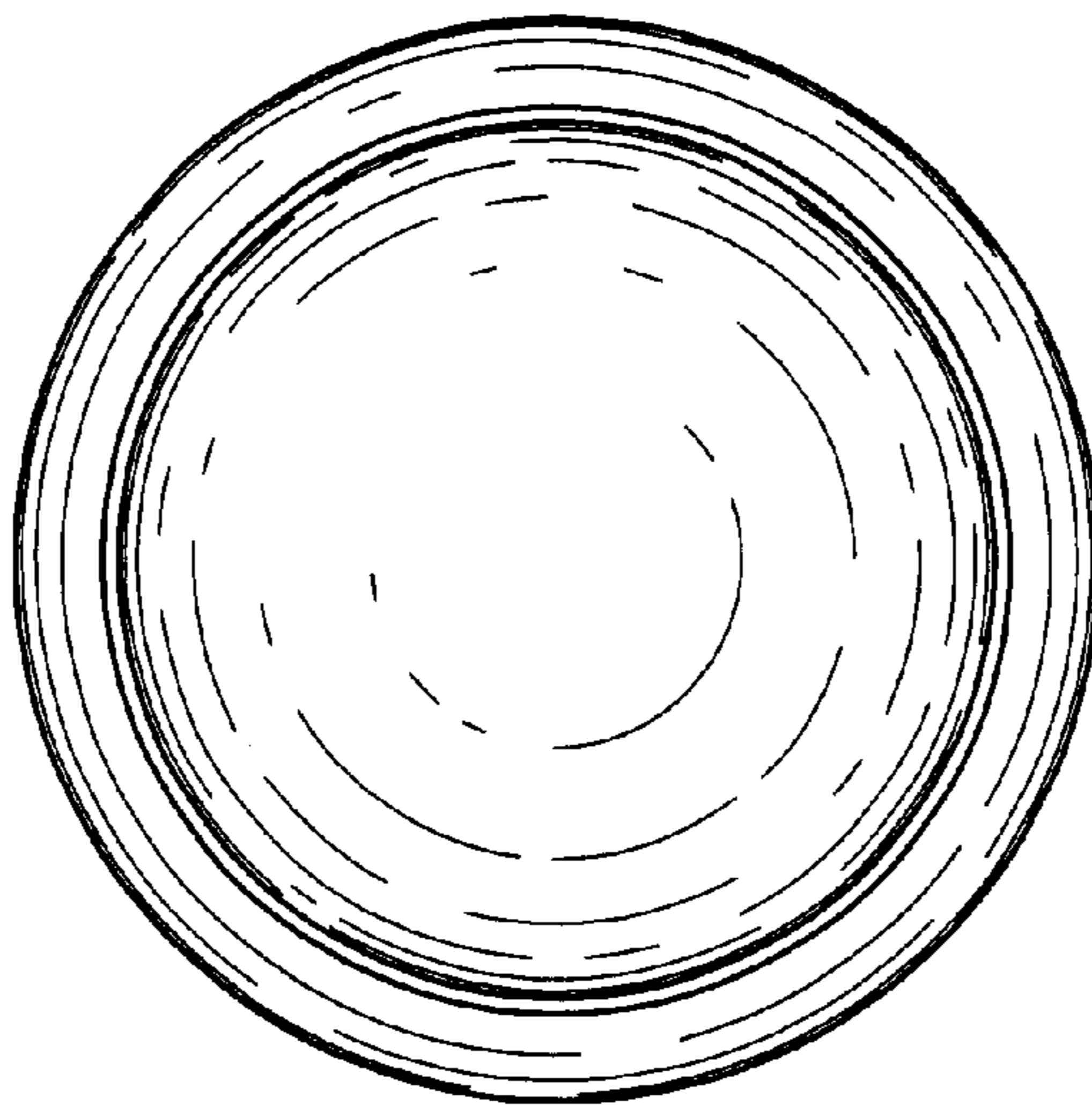


FIG. 5