



US00D510104S

(12) **United States Design Patent**
Qiu

(10) **Patent No.:** **US D510,104 S**

(45) **Date of Patent:** **** Sep. 27, 2005**

(54) **PEN**
(75) **Inventor:** **Zhiming Qiu**, Ningbo (CN)
(73) **Assignee:** **Ningbo Beifa Group Co., Ltd.**, Ningbo (CN)

D441,015 S * 4/2001 Izushima D19/47
D444,498 S * 7/2001 Izushima D19/49
D465,238 S * 11/2002 Qiu D19/50
D478,125 S * 8/2003 Chen D19/50
D495,001 S * 8/2004 Anand D19/51
D497,643 S * 10/2004 Nishida D19/51

(**) **Term:** **14 Years**

* cited by examiner

(21) **Appl. No.:** **29/216,190**

Primary Examiner—Martie K. Holtje

(22) **Filed:** **Oct. 29, 2004**

(74) *Attorney, Agent, or Firm*—Christensen O'Connor Johnson Kindness PLLC

(30) **Foreign Application Priority Data**

(57) **CLAIM**

Jun. 11, 2004 (CN) 2004301503950

The ornamental design for a pen, as shown and described.

(51) **LOC (8) Cl.** **19-06**

DESCRIPTION

(52) **U.S. Cl.** **D19/47; D19/50; D19/55; D19/56**

FIG. 1 is a front left perspective view of a pen showing my new design;

(58) **Field of Search** D19/35, 36, 41–51, D19/53–58, 81–85; 401/6, 7, 88, 99–102, 103–106, 107–110, 111–117, 209; 24/10 R, 11 R, 11 P, 11 PP

FIG. 2 is a rear right perspective view thereof;

FIG. 3 is a bottom plan view thereof;

FIG. 4 is a top plan view thereof;

FIG. 5 is a left side view thereof;

FIG. 6 is a front elevation view thereof;

FIG. 7 is a right side view thereof; and,

FIG. 8 is a rear elevation view thereof.

(56) **References Cited**

U.S. PATENT DOCUMENTS

6,062,753 A * 5/2000 Hadtke et al. 401/6

1 Claim, 4 Drawing Sheets

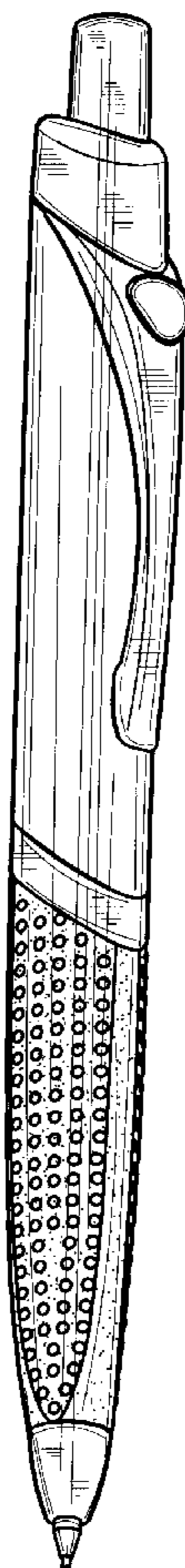


Fig. 1.




Fig. 2.





Fig. 3.

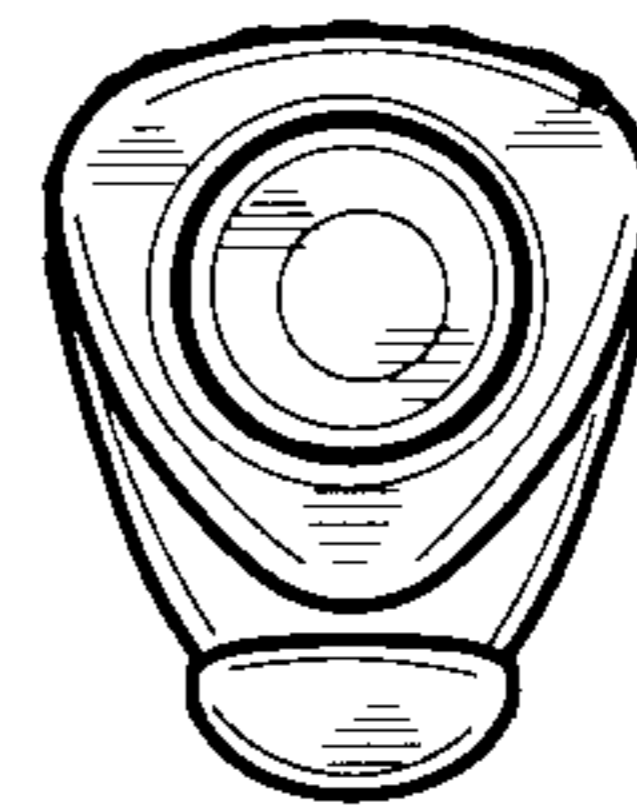


Fig. 4.

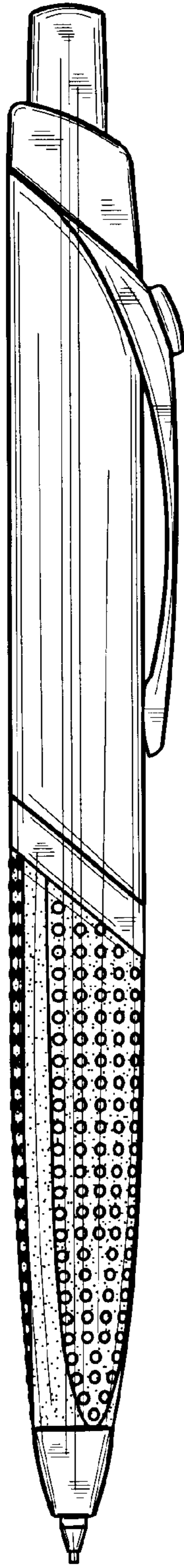


Fig. 5.

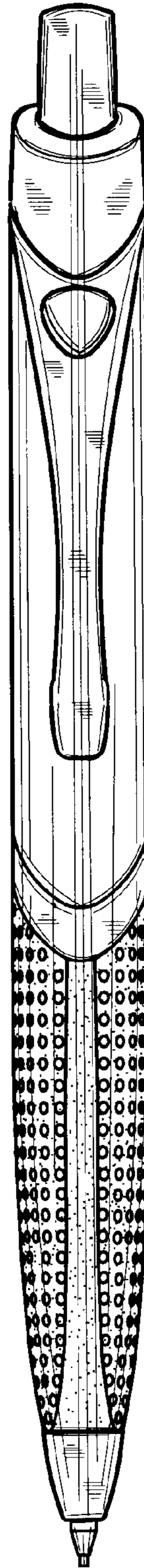


Fig. 6.

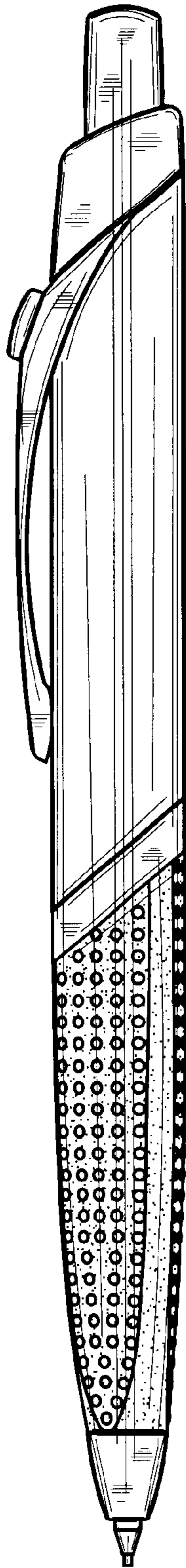


Fig. 7.

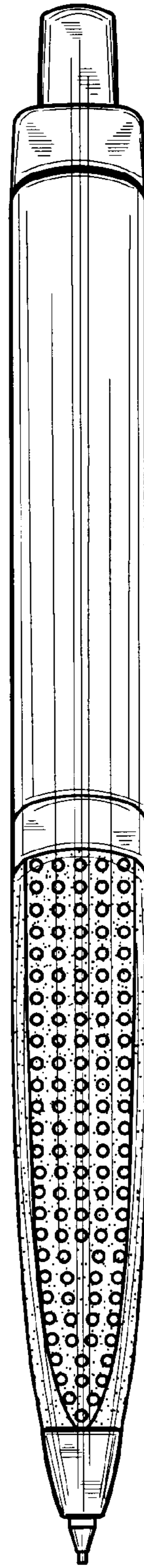


Fig. 8.