



US00D510095S

(12) **United States Design Patent**
Ainsworth

(10) **Patent No.:** **US D510,095 S**

(45) **Date of Patent:** **** Sep. 27, 2005**

(54) **CAN CRUSHER**

(76) **Inventor:** **Melvin K. Ainsworth**, 1130 Wanda St.
Apt. B, Crockett, CA (US) 94525-1142

(**) **Term:** **14 Years**

(21) **Appl. No.:** **29/195,757**

(22) **Filed:** **Dec. 18, 2003**

(51) **LOC (8) Cl.** **15-09**

(52) **U.S. Cl.** **D15/123**

(58) **Field of Search** D15/123; 100/233,
100/266, 245, 295, 902, 278, 291-294

(56) **References Cited**

U.S. PATENT DOCUMENTS

4,188,875	A	*	2/1980	Fabbri et al.	100/295
4,213,386	A	*	7/1980	Telling	100/902
4,323,009	A	*	4/1982	Voigt	100/902
4,345,520	A	*	8/1982	Goldsmith et al.	100/293
4,383,480	A		5/1983	Jerden	
4,394,834	A	*	7/1983	Lowe	100/293
D279,681	S	*	7/1985	Reynolds	D15/123
4,532,861	A	*	8/1985	Gisselberg, III	100/902
4,884,502	A	*	12/1989	Stacey, Jr.	100/902
5,069,121	A		12/1991	Fletcher	
5,138,941	A		8/1992	Strauss	
D331,245	S	*	11/1992	Boyer et al.	D15/123
5,188,024	A	*	2/1993	Li	100/902

5,293,816	A	*	3/1994	Musumeci et al.	100/293
5,303,640	A	*	4/1994	Gaber et al.	100/902
D420,017	S	*	2/2000	Domingo et al.	D15/123

* cited by examiner

Primary Examiner—Antoine D. Davis

(74) *Attorney, Agent, or Firm*—Donald R. Schoonover

(57) **CLAIM**

The ornamental design for a can crusher, as shown and described.

DESCRIPTION

FIG. 1 is a perspective view of a can crusher showing my new design;

FIG. 2 is a top plan view thereof;

FIG. 3 is a side elevational view thereof, the elevational view of the opposing side being a mirror image thereof the handle being shown in an alternate position;

FIG. 4 is a bottom plan view thereof;

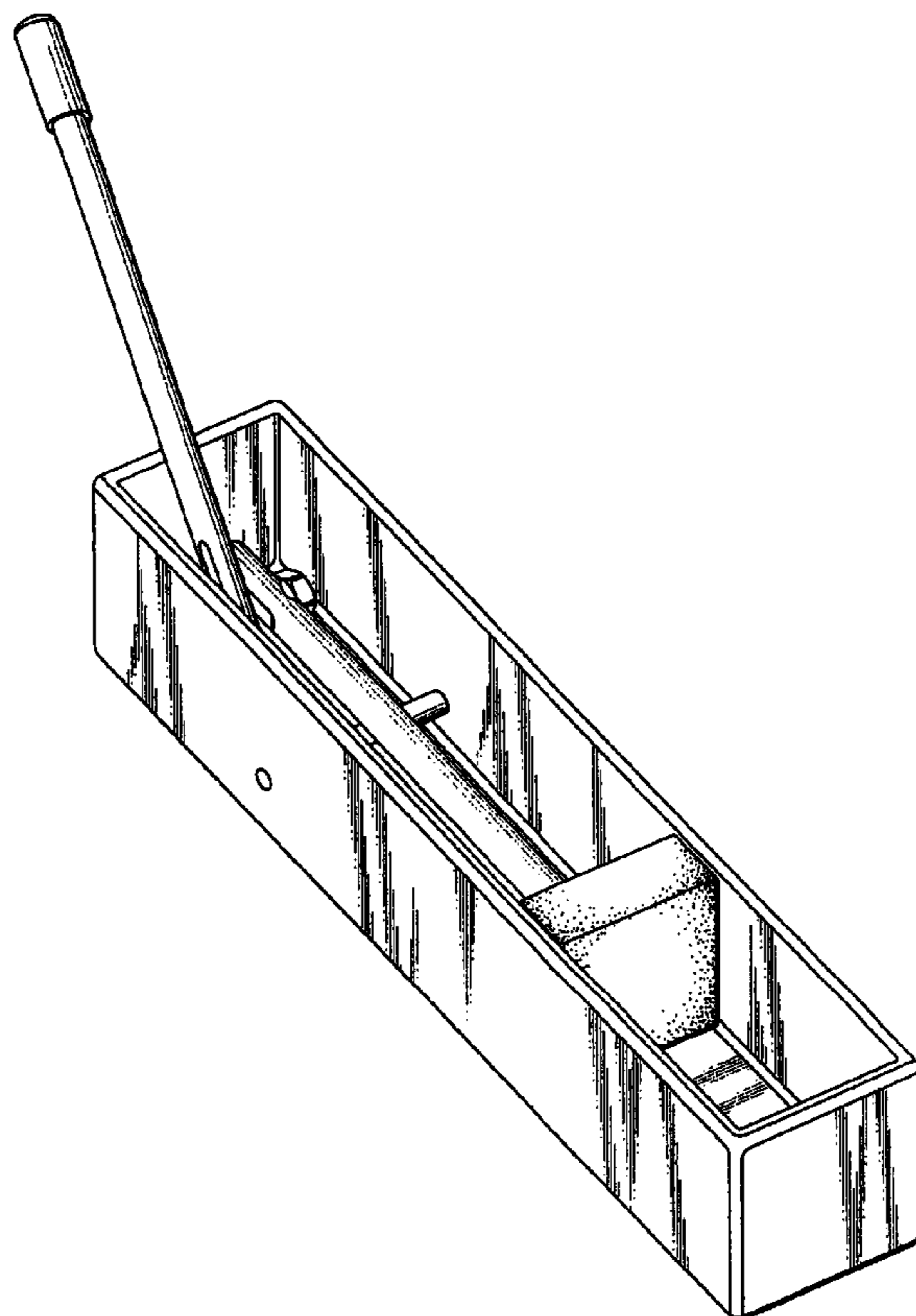
FIG. 5 is an end elevational view thereof;

FIG. 6 is an elevational view of the opposing end thereof;

FIG. 7 is a perspective view showing the can crusher in use; the broken lines depict environmental structure for illustrative purposes only and form no part of the claimed design; and,

FIG. 8 is a lengthwise, partially cross-sectional view thereof.

1 Claim, 5 Drawing Sheets



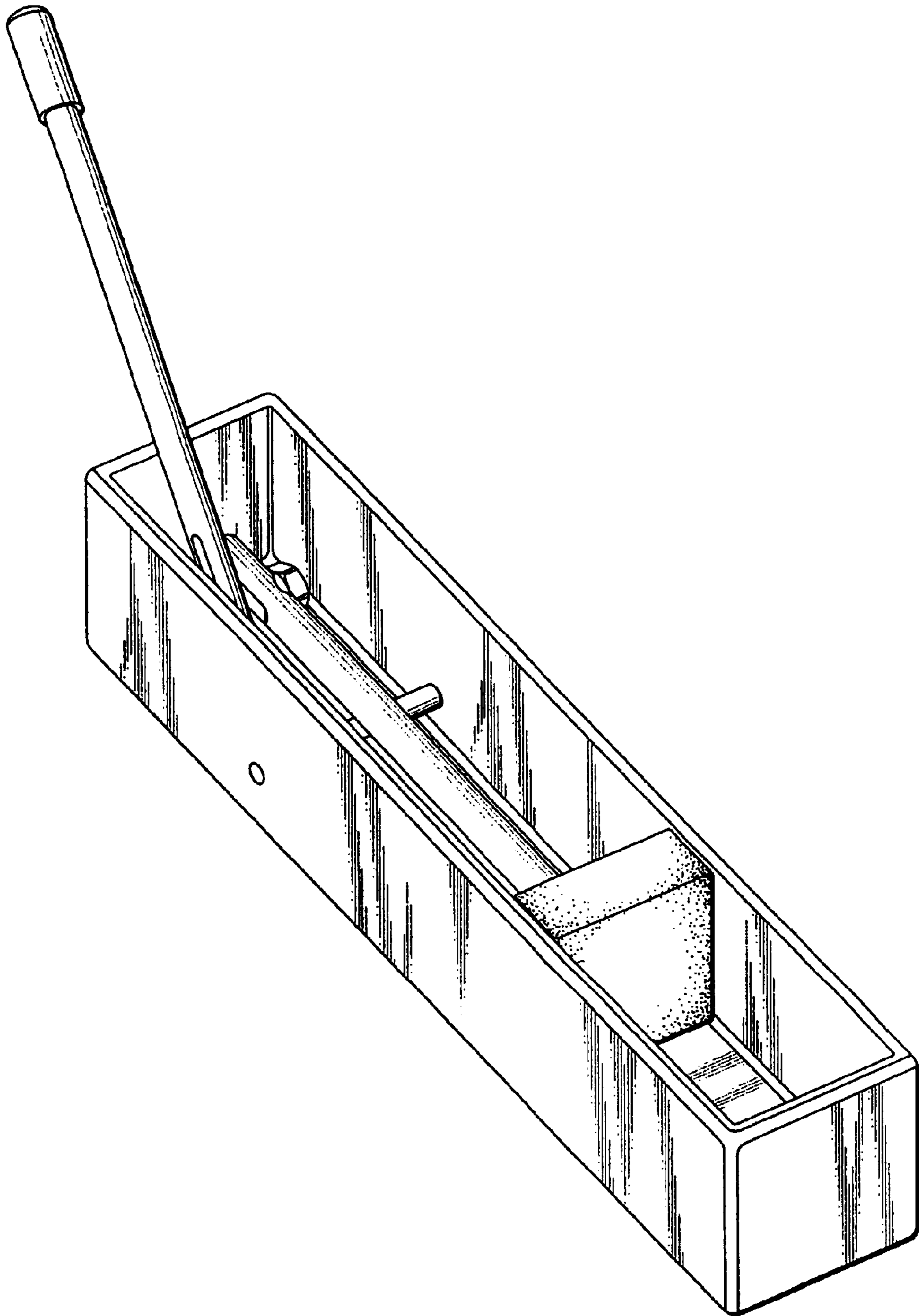

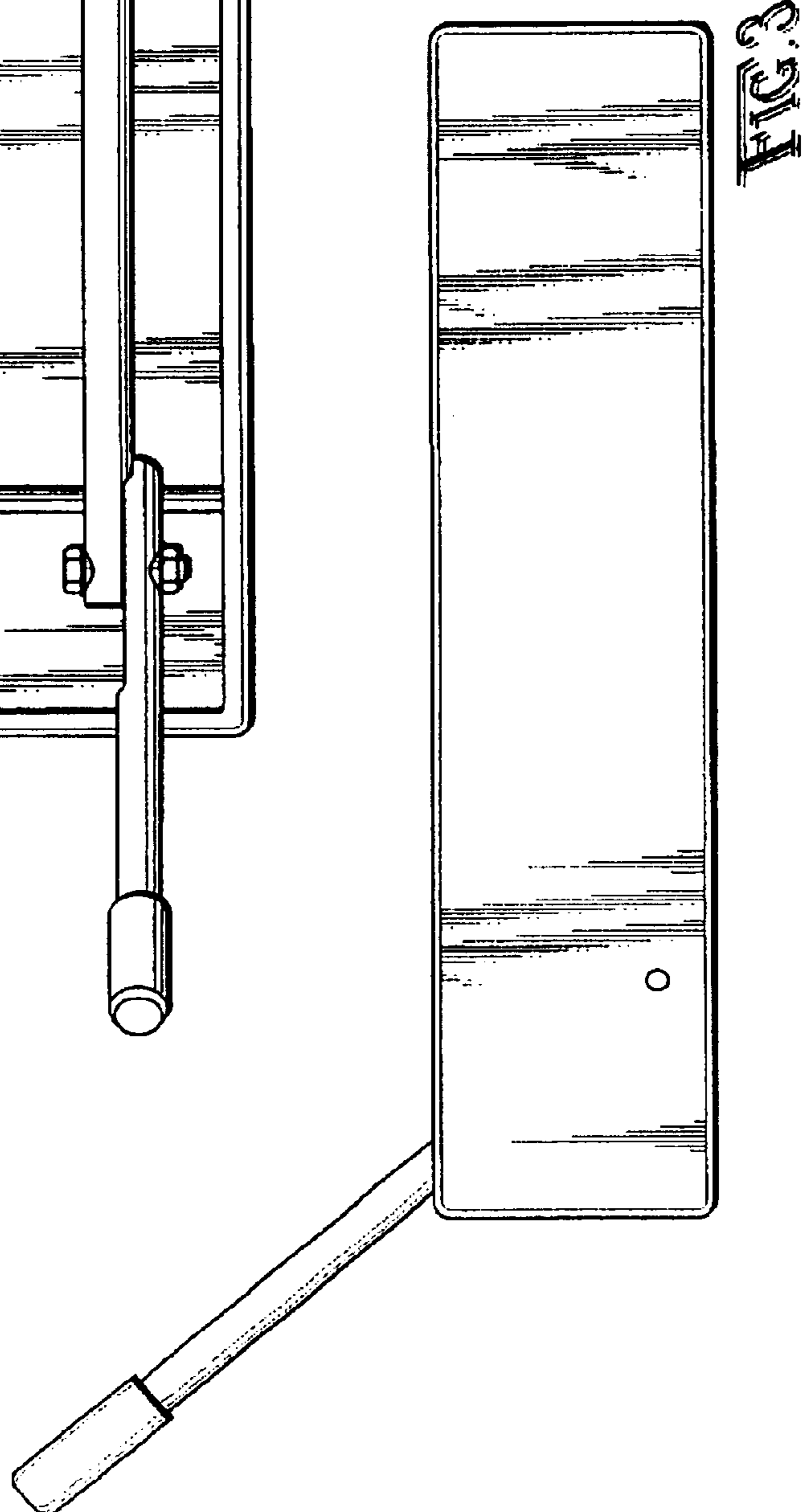



FIG. 1






FIG. 6




FIG. 5

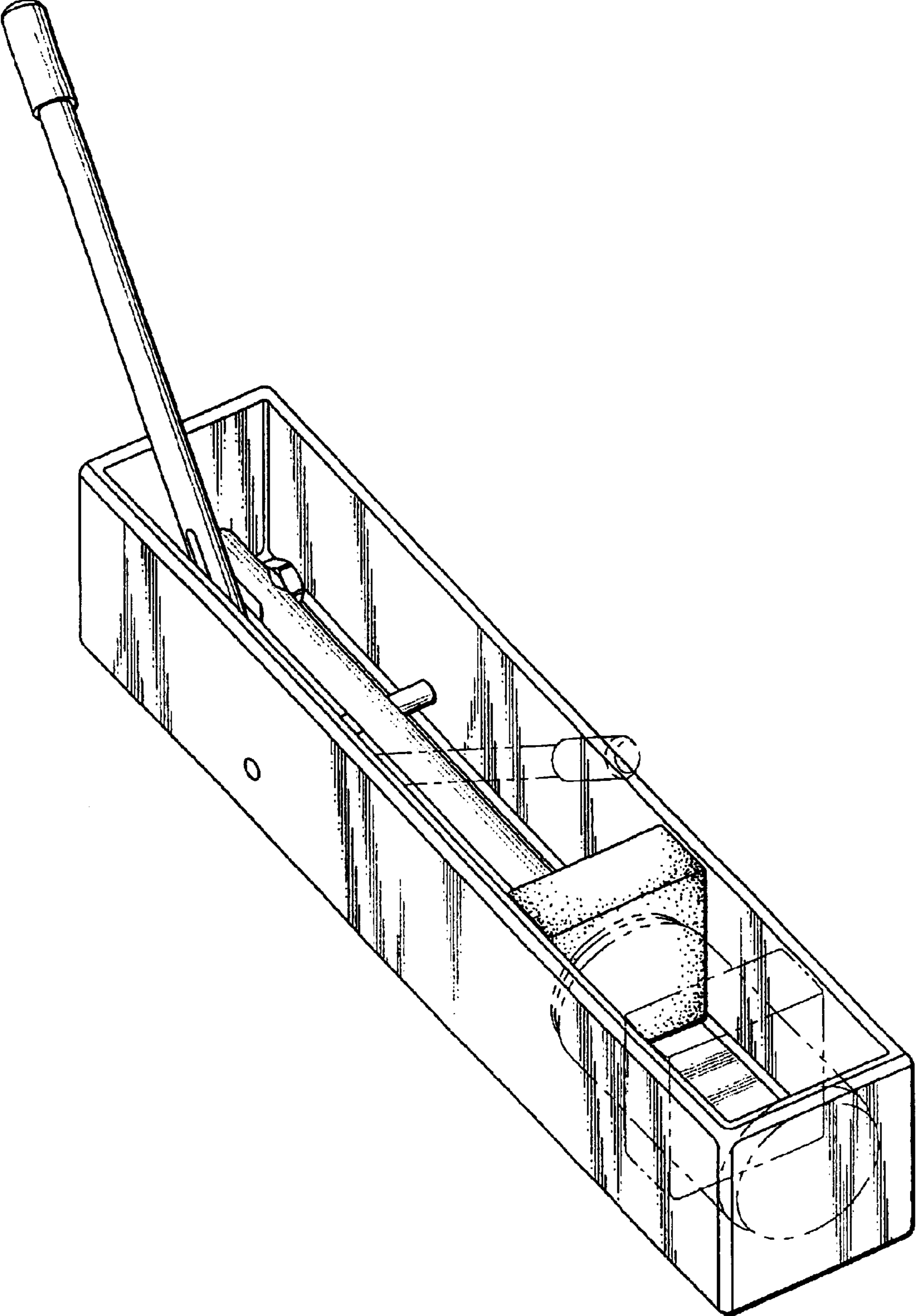


FIG. 7

