



US00D510078S

(12) **United States Design Patent**
Lee et al.

(10) **Patent No.: US D510,078 S**
(45) **Date of Patent: ** Sep. 27, 2005**

(54) **PORTABLE TELEPHONE**
(75) Inventors: **Kee-Moon Lee**, Gyeongsangbuk-Do (KR); **Chang-Hwan Hwang**, Goyang-Si (KR); **Hyun-Seop Kim**, Gunpo-Si (KR)
(73) Assignee: **Samsung Electronics Co., Ltd.**, Suwon (KR)
(**) Term: **14 Years**
(21) Appl. No.: **29/210,518**
(22) Filed: **Aug. 3, 2004**

D491,906 S * 6/2004 Okamatsu D14/138
D491,907 S * 6/2004 Ogawa D14/138
D494,945 S * 8/2004 Jang D14/138
D495,672 S * 9/2004 Jeon et al. D14/138
D496,019 S * 9/2004 Okada et al. D14/138
D498,734 S * 11/2004 Joung D14/138
D500,016 S * 12/2004 Kim D14/138
D500,481 S * 1/2005 Kim et al. D14/138
D501,189 S * 1/2005 Lodato et al. D14/138
2002/0006809 A1 * 1/2002 Kubo et al. 455/550
2003/0199290 A1 * 10/2003 Viertola 455/575.1
2004/0097262 A1 * 5/2004 Lee 455/556.1
2004/0214619 A1 * 10/2004 Chiang 455/575.3
2004/0248625 A1 * 12/2004 Yoshida et al. 455/575.1

(30) **Foreign Application Priority Data**
May 6, 2004 (KR) 2004-0012985
(51) **LOC (8) Cl.** **14-03**
(52) **U.S. Cl.** **D14/138**
(58) **Field of Search** D14/137, 138, D14/147-148, 247-248, 144, 341-347; 379/433.01-433.13, 434; 455/550.1-90.3, 575.3, 566, 575.1; D21/517

FOREIGN PATENT DOCUMENTS

JP D1154363 * 9/2002
JP D1183170 * 8/2003
WO DM/064560 * 10/2003

* cited by examiner

Primary Examiner—Jeffrey Asch
(74) *Attorney, Agent, or Firm*—Leydig, Voit & Mayer, Ltd.

(57) **CLAIM**

We claim the ornamental design for a portable telephone, as shown and described.

(56) **References Cited**

U.S. PATENT DOCUMENTS

D455,414 S * 4/2002 Lee et al. D14/138
D465,466 S * 11/2002 Hyun D14/138
D475,986 S * 6/2003 Ng et al. D14/138
D485,248 S * 1/2004 Ogawa D14/138
D486,461 S * 2/2004 Seo et al. D14/138
D486,462 S * 2/2004 Lim D14/138
D486,809 S * 2/2004 Hwang D14/138
D486,811 S * 2/2004 Lheem D14/138
D487,443 S * 3/2004 Yoon D14/138
D489,697 S * 5/2004 Lee et al. D14/138
D489,699 S * 5/2004 Hwang et al. D14/138
D490,065 S * 5/2004 Shimazu et al. D14/138

DESCRIPTION

FIG. 1 is a perspective view of a portable telephone, when closed, according to our new design;
FIG. 2 is a front view thereof, when closed;
FIG. 3 is a rear view thereof, when closed;
FIG. 4 is a left side view thereof, when closed;
FIG. 5 is a right side view thereof, when closed;
FIG. 6 is a top view thereof, when closed; and,
FIG. 7 is a bottom view thereof, when closed.

1 Claim, 4 Drawing Sheets

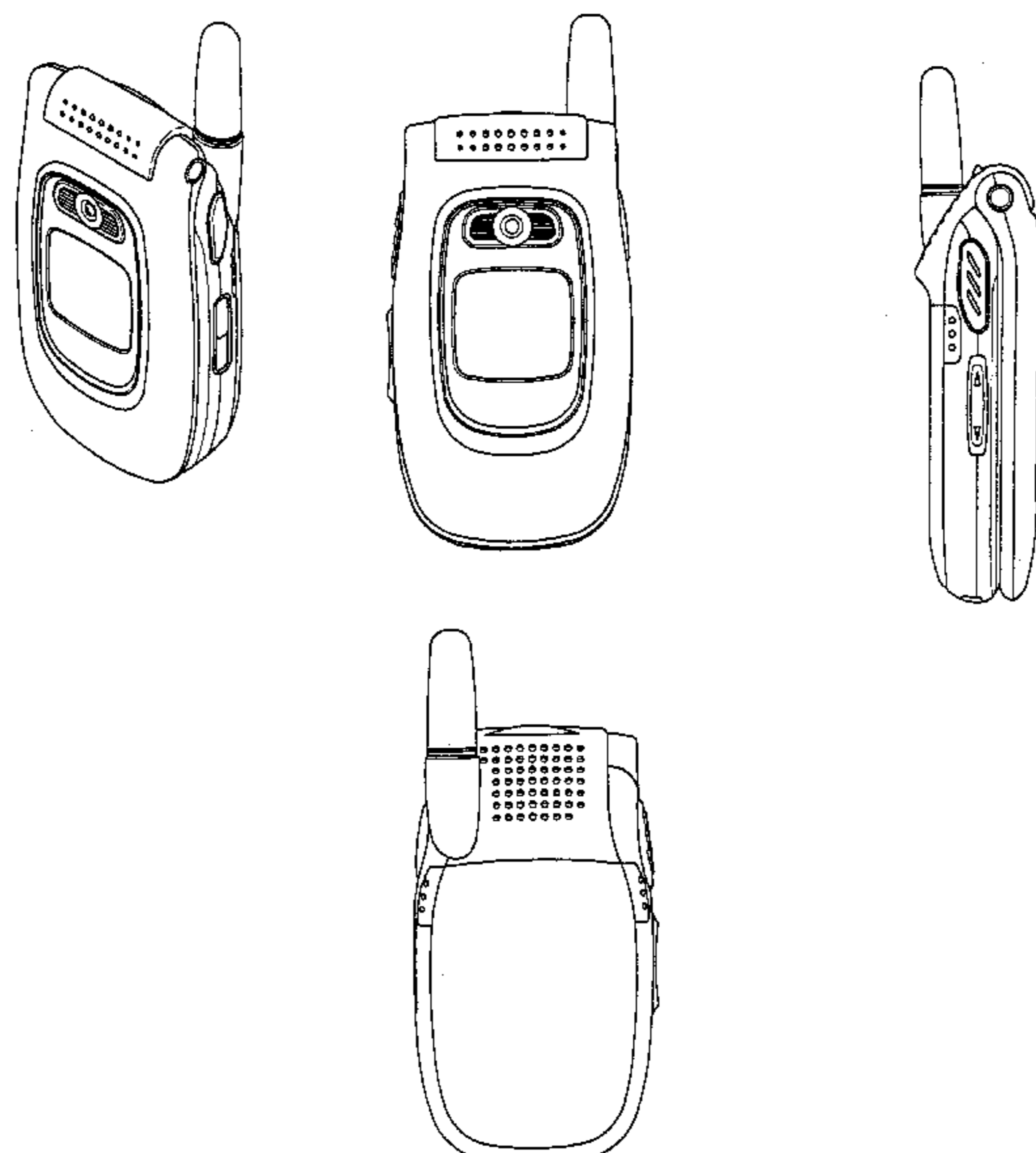


Fig. 1




Fig. 2

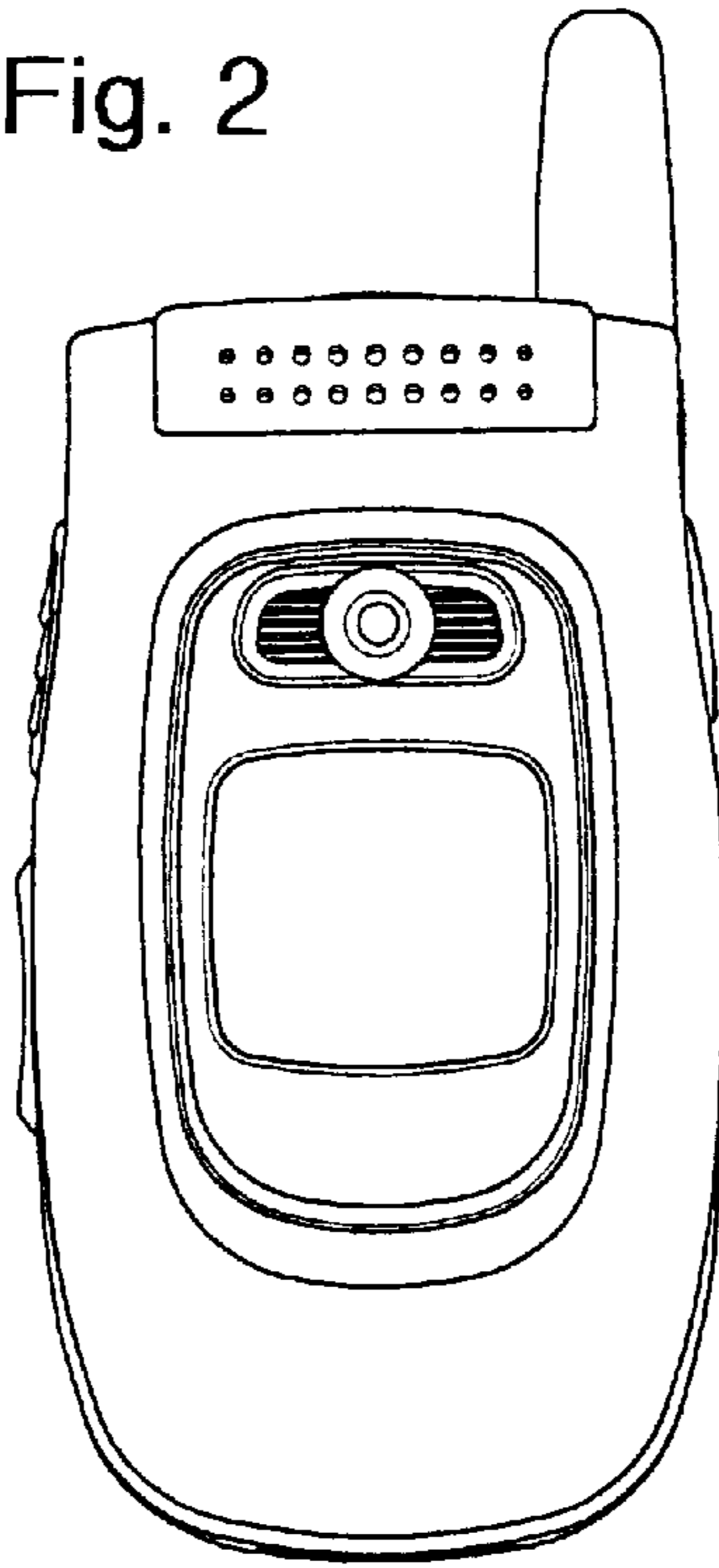
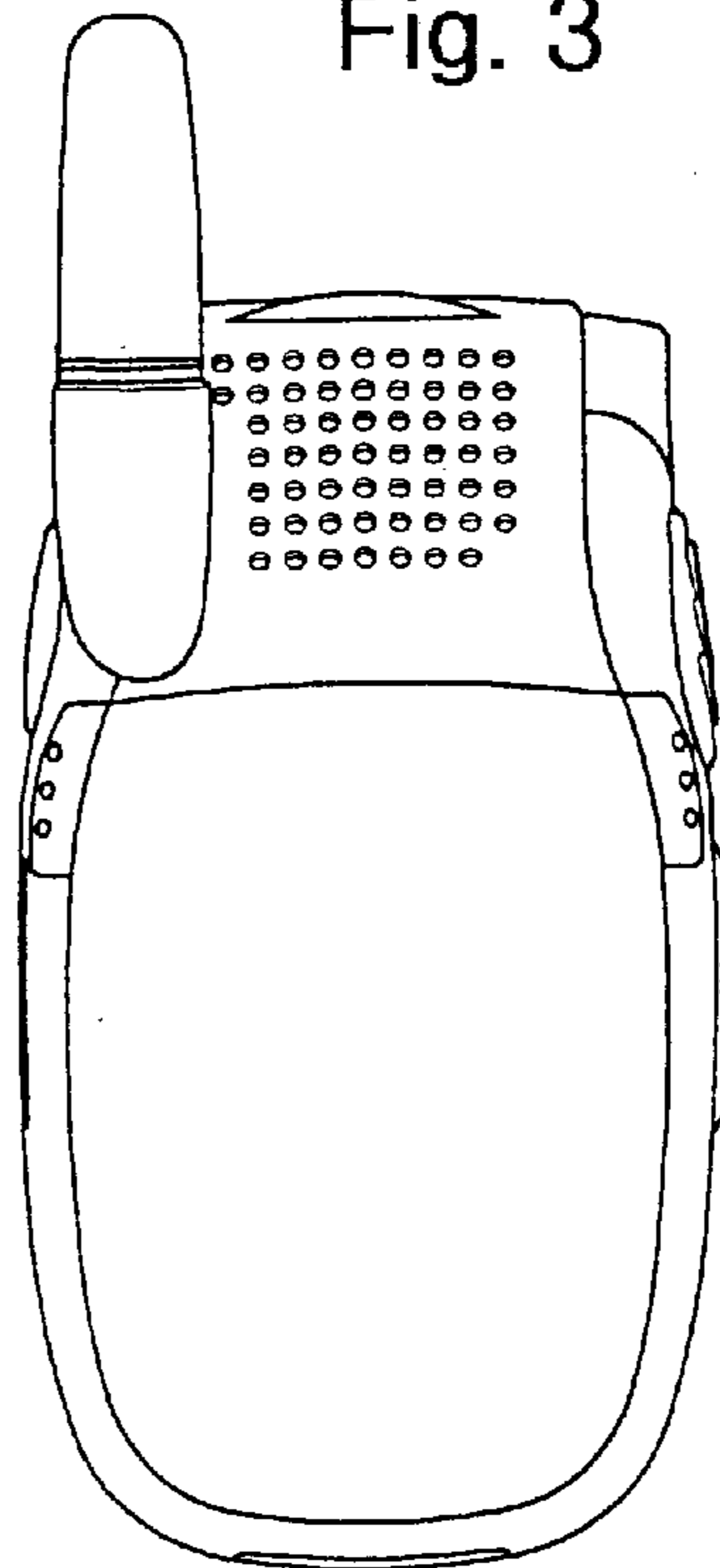


Fig. 3



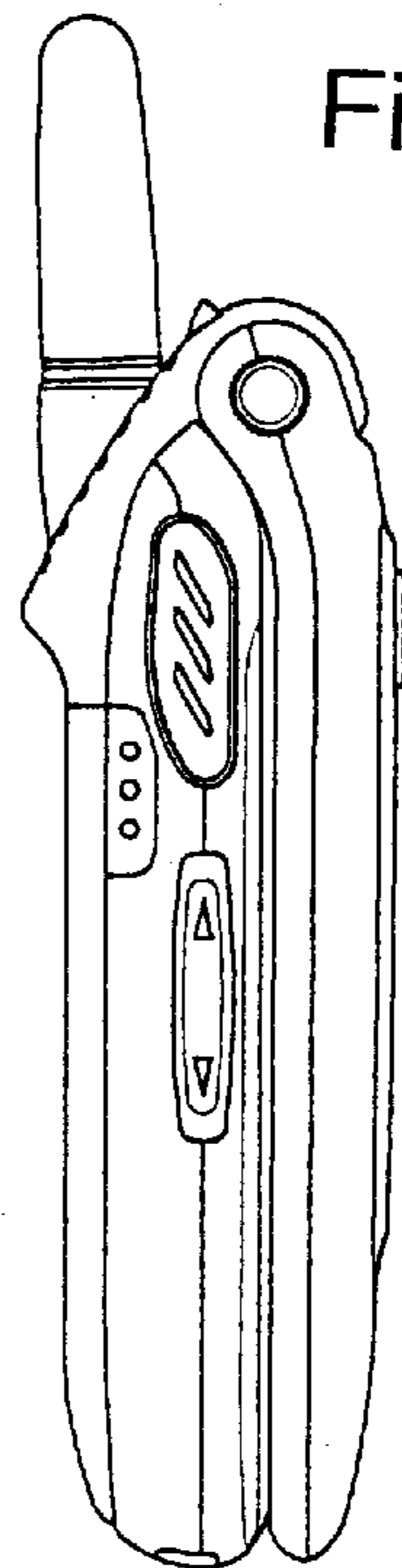


Fig. 4

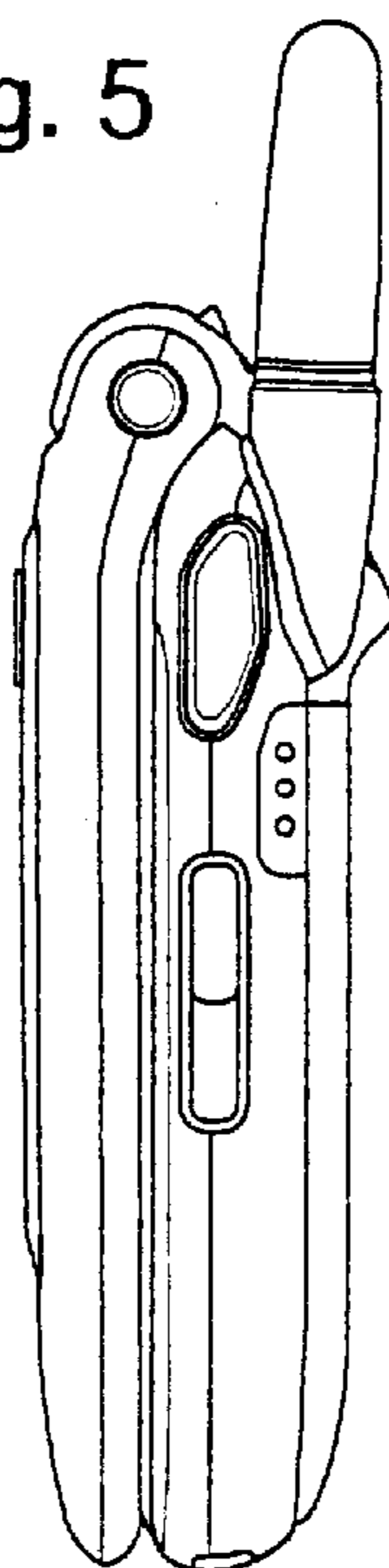


Fig. 5

Fig. 6

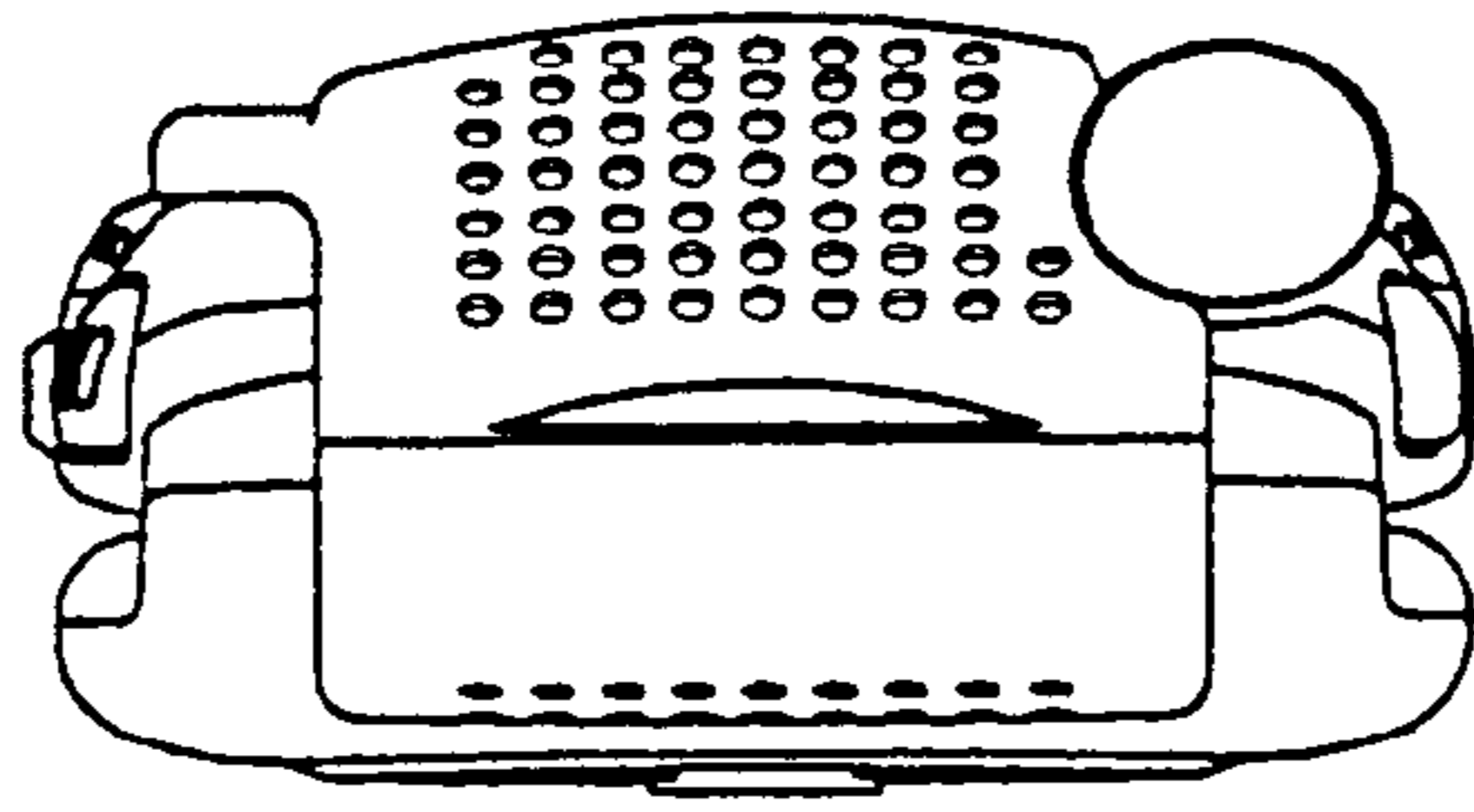


Fig. 7

