



US00D510066S

(12) **United States Design Patent** (10) **Patent No.:** **US D510,066 S**
Hickey et al. (45) **Date of Patent:** **** Sep. 27, 2005**

(54) **BASE STATION FOR ROBOT**

FOREIGN PATENT DOCUMENTS

(75) Inventors: **Stephen Hickey**, Somerville, MA (US);
Gregg W. Landry, Gloucester, MA
(US); **Matt Cioffi**, Berkeley, CA (US)

EP 1 331 537 A1 7/2003
FR 2 828 589 8/2001
WO WO 99/38237 7/1999
WO 2004/006034 A2 1/2004

(73) Assignee: **iRobot Corporation**, Burlington, MA
(US)

OTHER PUBLICATIONS

(**) Term: **14 Years**

U.S. Appl. No. 10/762,219, filed Jan. 21, 2004, Cohen et al.

(21) Appl. No.: **29/204,888**

Primary Examiner—Alan P. Douglas

Assistant Examiner—Rosemary Tarcza

(74) *Attorney, Agent, or Firm*—Goodwin Procter LLP

(22) Filed: **May 5, 2004**

(57) **CLAIM**

(51) **LOC (8) Cl.** **13-02**

The ornamental design for a base station for robot, as shown and described.

(52) **U.S. Cl.** **D13/108**

DESCRIPTION

(58) **Field of Search** D13/107–110,
D13/118–119, 184; D14/251, 253; D16/219,
237, 242; 320/107–115

FIG. 1 is a front perspective side view of the base station for robot;

FIG. 2 is a front view of the base station for robot;

FIG. 3 is a top view of the base station for robot shown in mating relation with a portion of a cylindrically-shaped robot, shown in uneven broken line;

FIG. 4 is a bottom view of the base station for robot;

FIG. 5 is a rear view of the base station for robot;

FIG. 6 is a left side of the base station for robot; and,

FIG. 7 is a right side view of the base station for robot shown in mating relation with a portion of a cylindrically-shaped robot, shown in uneven broken lines.

Elements of the base station for robot and portions of a mating robot shown in uneven broken lines are for illustrative purposes only and form no part of the claimed design.

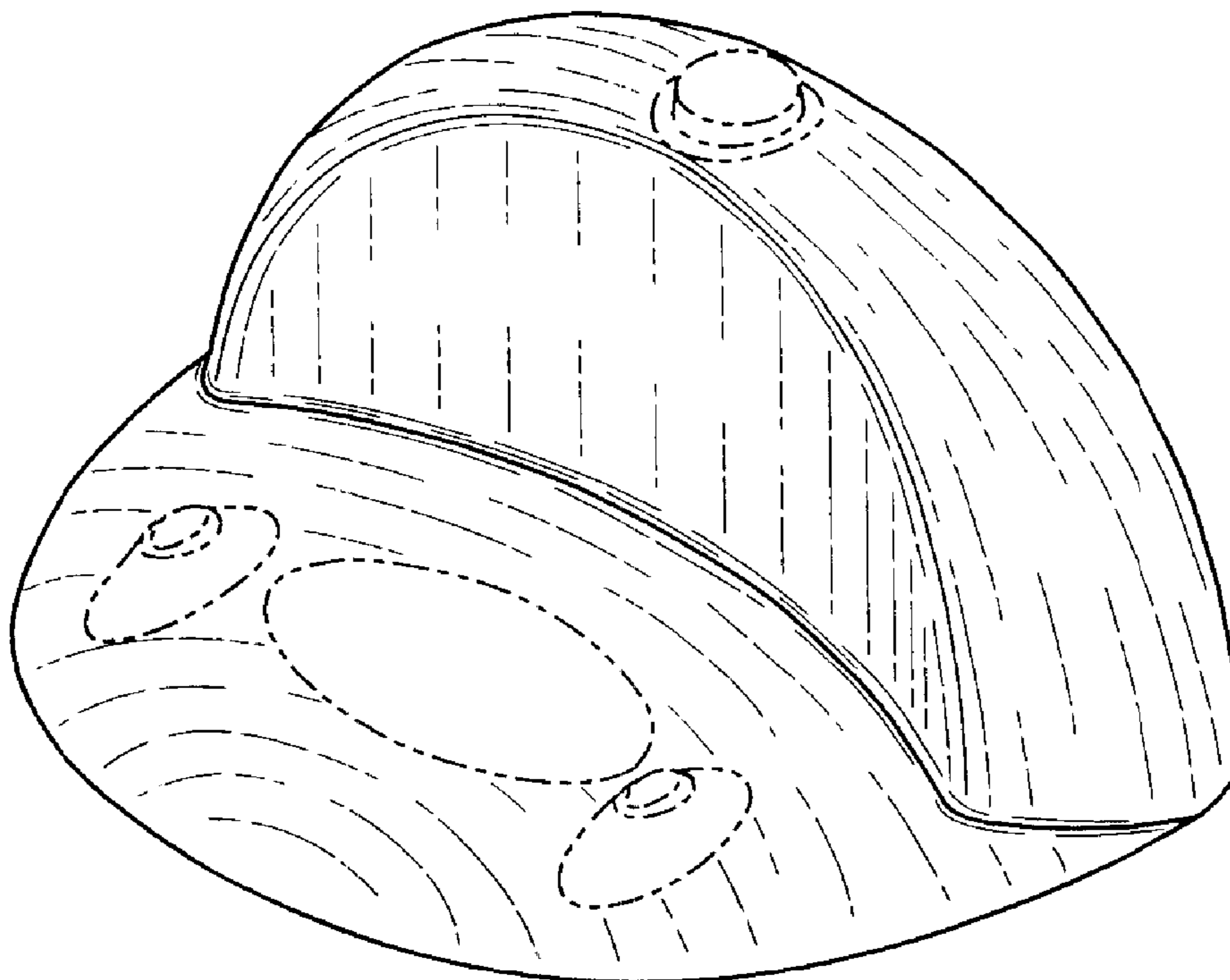
(56) **References Cited**

U.S. PATENT DOCUMENTS

4,679,152 A 7/1987 Perdue
5,049,802 A 9/1991 Mintus et al.
5,315,227 A 5/1994 Pierson et al.
5,324,948 A 6/1994 Dudar et al.
D359,052 S * 6/1995 Nagele et al. D14/253
D360,723 S * 7/1995 Kasai et al. D32/73
5,440,216 A 8/1995 Kim
5,498,948 A 3/1996 Bruni et al.
5,560,077 A 10/1996 Crotchett
D394,425 S * 5/1998 Snyder et al. D13/118

(Continued)

1 Claim, 2 Drawing Sheets



US D510,066 S

Page 2

U.S. PATENT DOCUMENTS

5,787,545	A	8/1998	Colens	
5,926,909	A	7/1999	McGee	
5,959,423	A	9/1999	Nakanishi et al.	
6,076,226	A	6/2000	Reed	
D429,212	S	* 8/2000	Oden et al. D13/108
6,327,741	B1	12/2001	Reed	
6,389,329	B1	5/2002	Colens	
D459,299	S	* 6/2002	Hughes et al. D13/108
6,525,509	B1	2/2003	Petersson et al.	
6,532,404	B2	3/2003	Colens	
6,586,908	B2	7/2003	Petersson et al.	
D478,074	S	* 8/2003	Lam D14/253
D478,884	S	* 8/2003	Slipy et al. D14/149
D483,052	S	* 12/2003	Utsunomiya D16/242
D488,128	S	* 4/2004	Ho D13/118
D489,681	S	* 5/2004	Chen D13/108
6,748,297	B2	6/2004	Song et al.	
6,764,373	B1	7/2004	Osawa et al.	
D501,191	S	* 1/2005	Siebke D14/149
2002/0120364	A1	8/2002	Colens	
2004/0158357	A1	8/2004	Lee et al.	

* cited by examiner

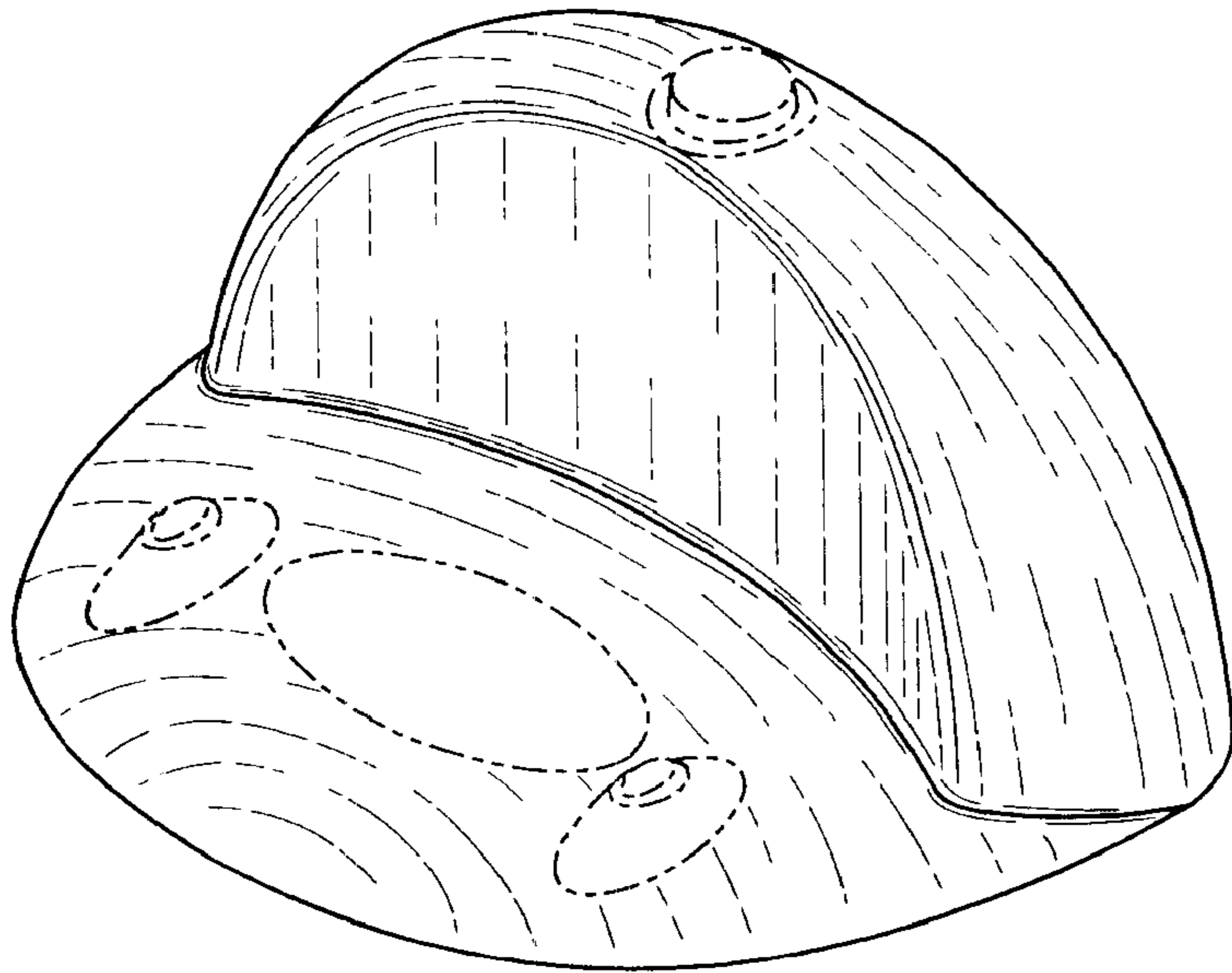


FIG. 1

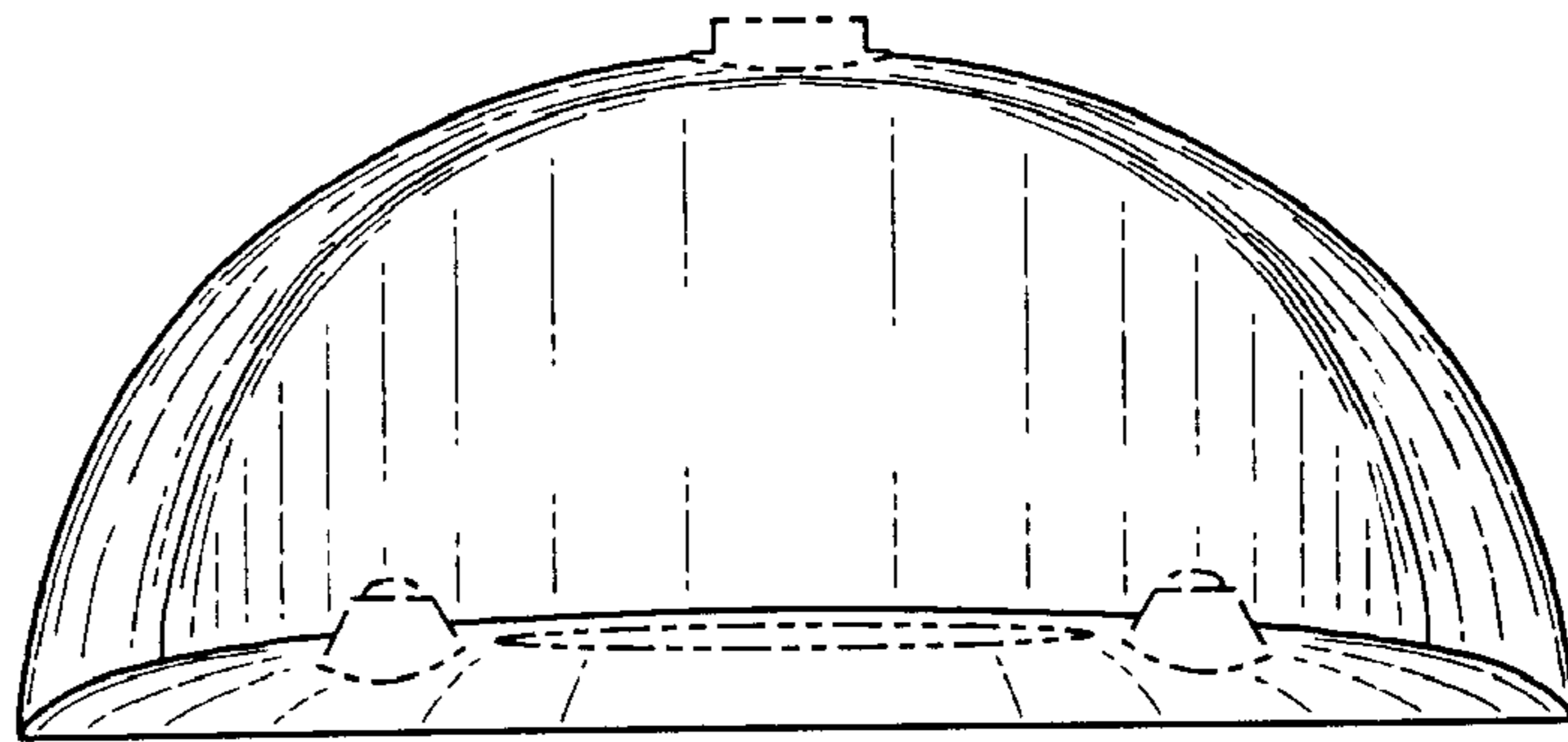


FIG. 2

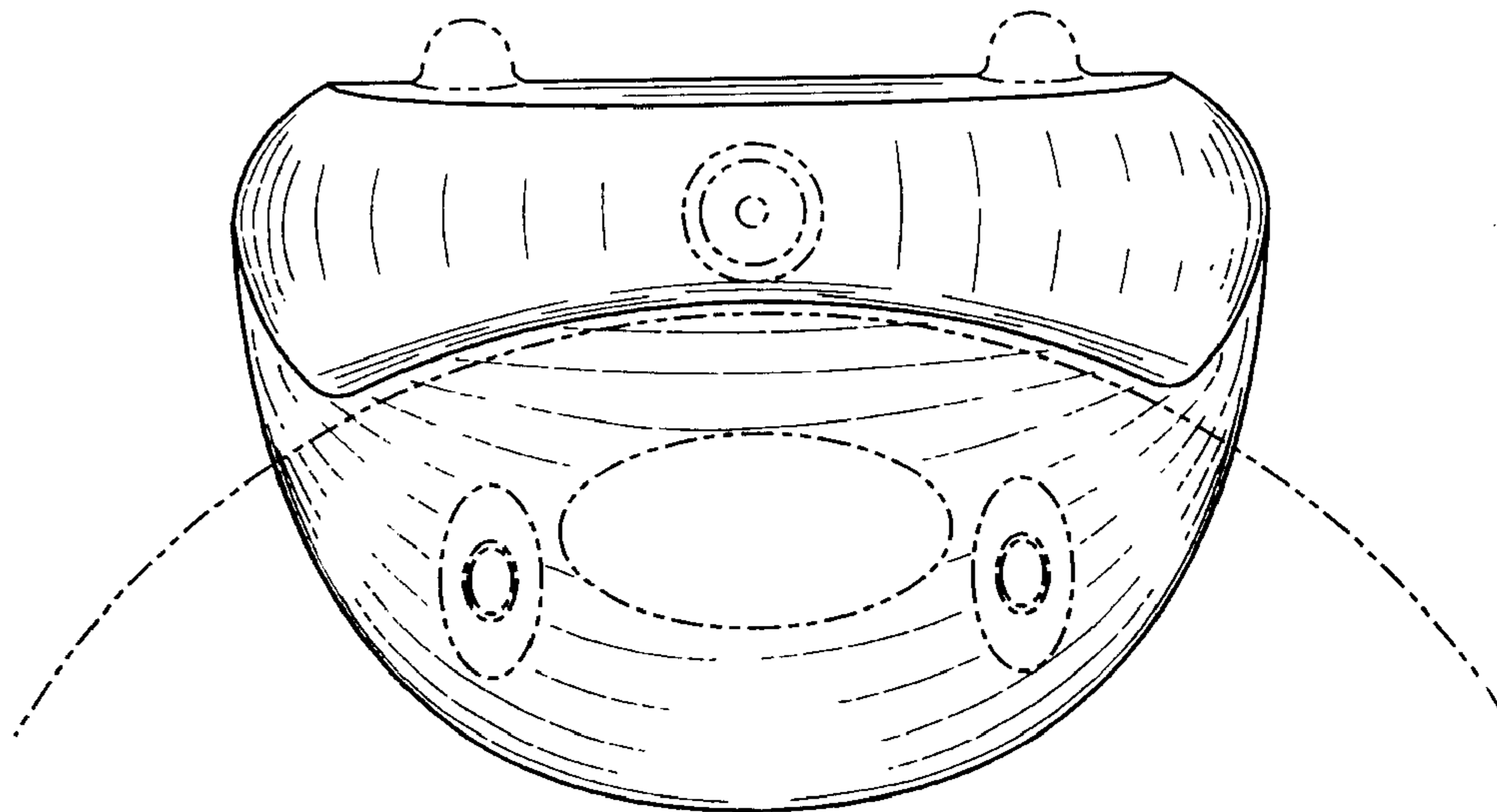


FIG. 3

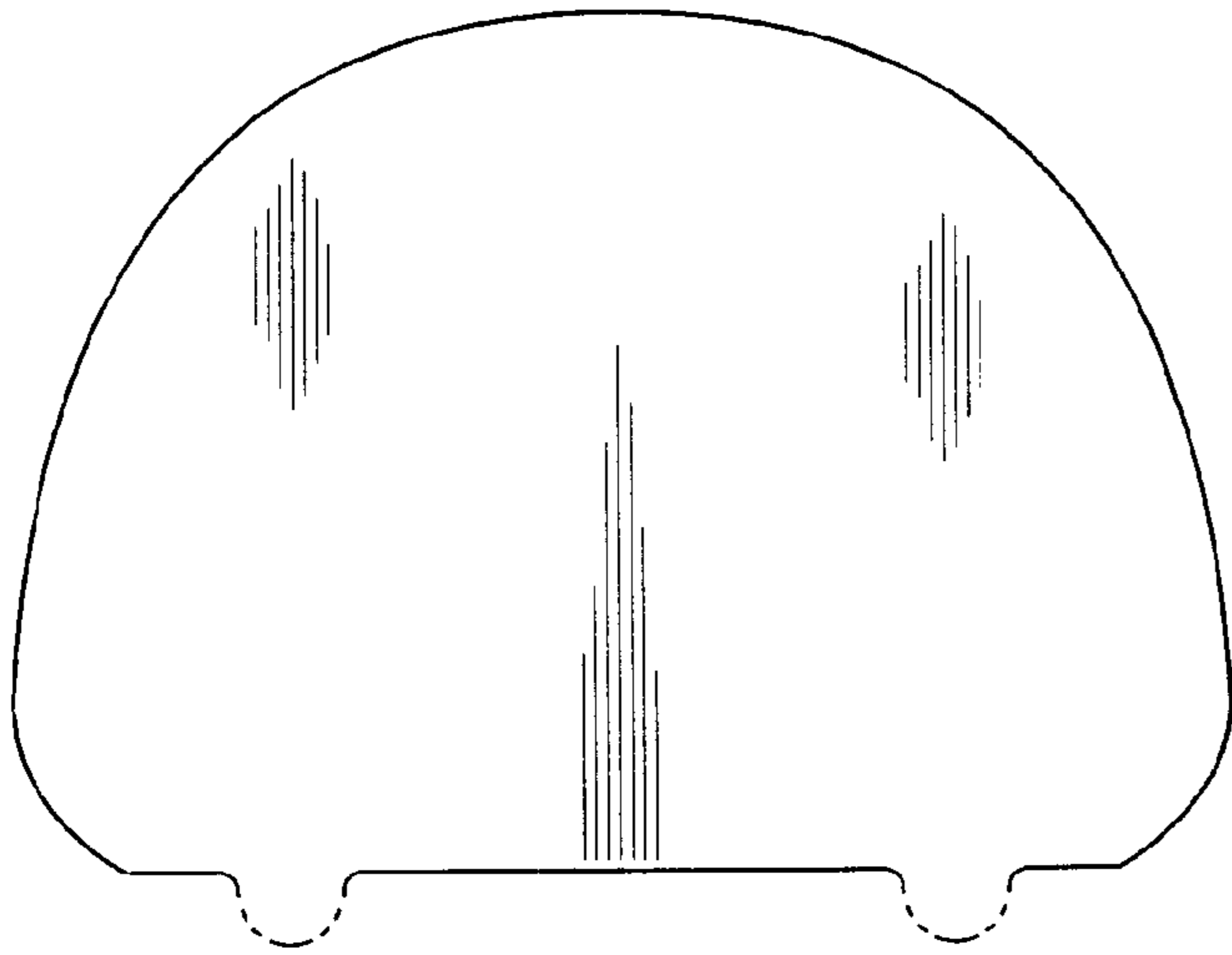


FIG. 4

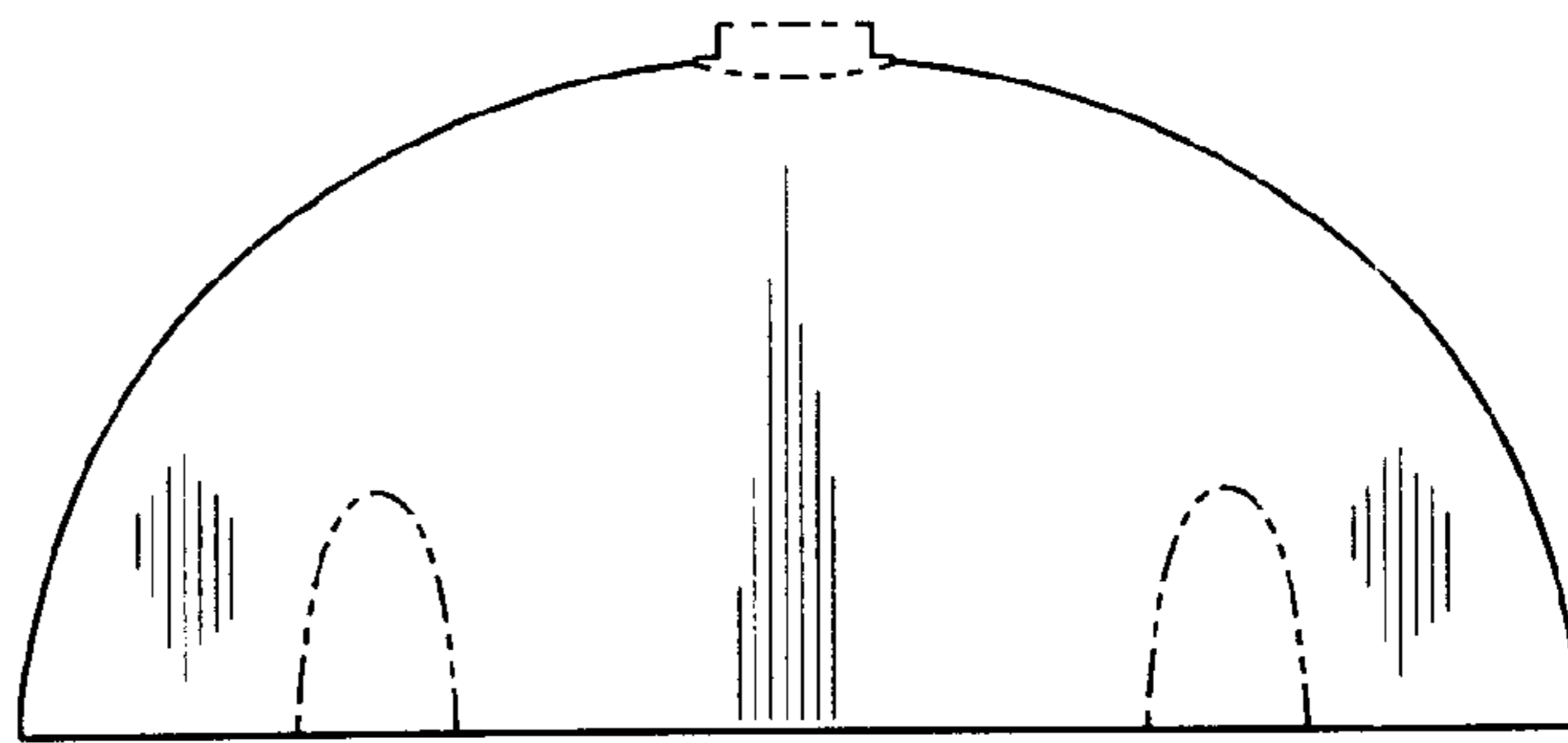


FIG. 5

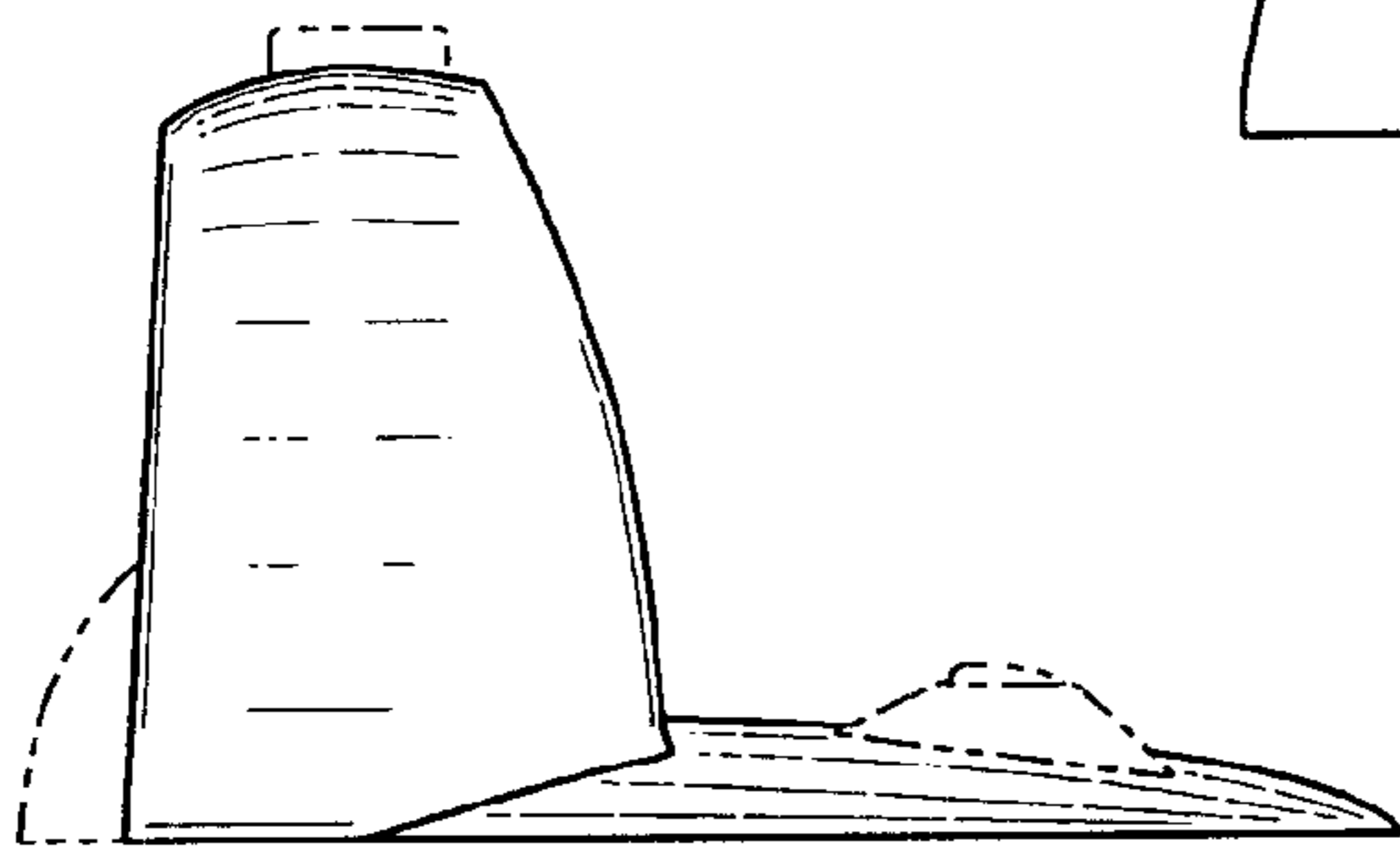


FIG. 6

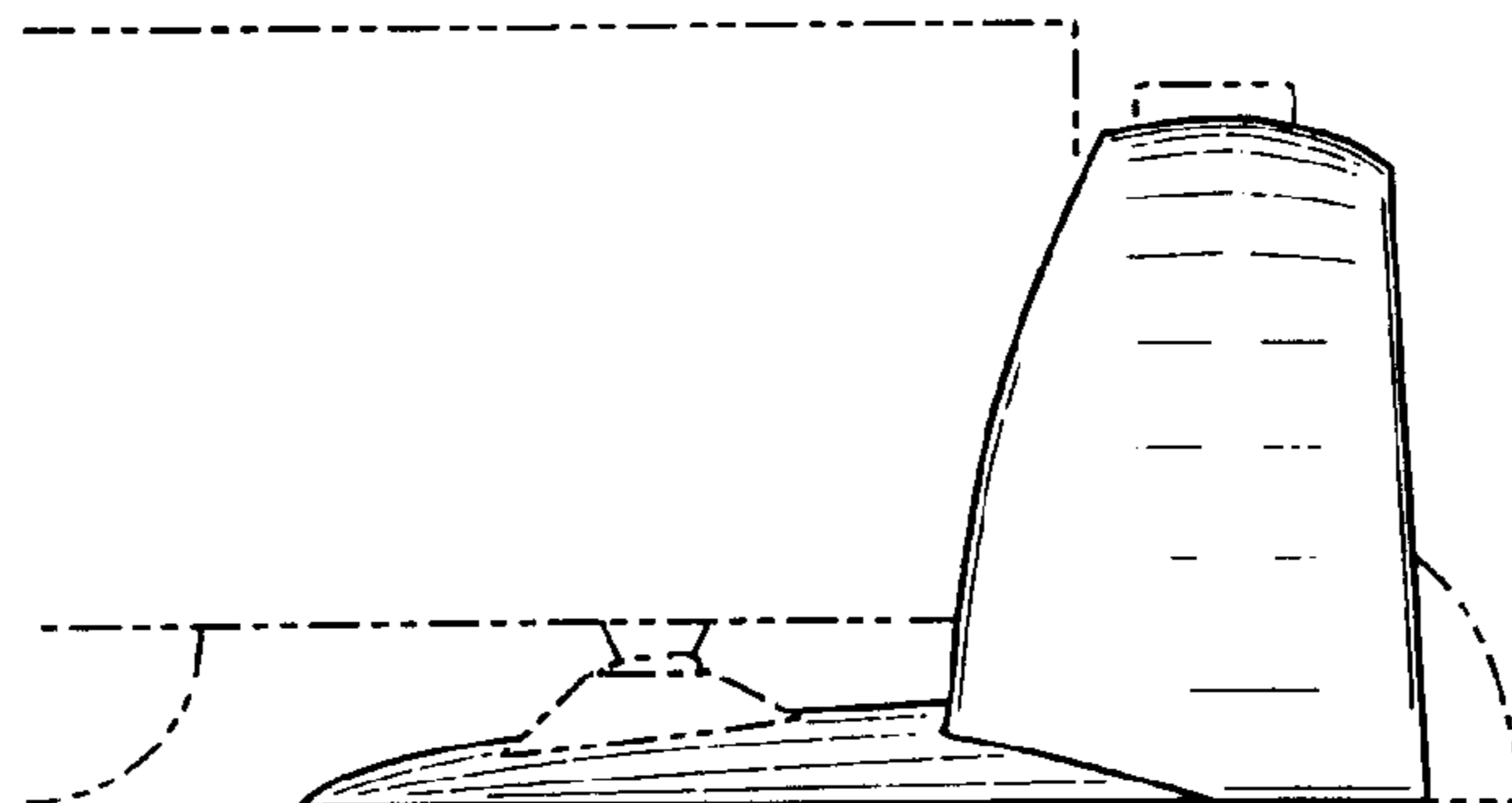


FIG. 7