



US00D510065S

(12) **United States Design Patent** (10) **Patent No.:** **US D510,065 S**  
**Kuramochi et al.** (45) **Date of Patent:** **\*\* Sep. 27, 2005**

(54) **AUTOMOBILE TIRE**

OTHER PUBLICATIONS

(75) Inventors: **Izumi Kuramochi**, Tokyo (JP);  
**Sadakazu Takei**, Kanagawa (JP);  
**Hiroshi Tokizaki**, Tokyo (JP);  
**Masahiro Ebiko**, Kanagawa (JP);  
**Takumi Morito**, Tokyo (JP); **Hiroyuki Kojima**, Kanagawa (JP)

Sonic Apache Radial AP Tire, 2003 Tread Design Guide, Jan. 2003. p. 100, 4/5.\*

\* cited by examiner

*Primary Examiner*—Robert M. Spear  
(74) *Attorney, Agent, or Firm*—Rader, Fishman & Grauer PLLC

(73) Assignee: **The Yokohama Rubber Co., Ltd.**, Tokyo (JP)

(57) **CLAIM**

(\*\*) Term: **14 Years**

The ornamental design for automobile tire, as shown and described.

(21) Appl. No.: **29/210,135**

**DESCRIPTION**

(22) Filed: **Jul. 28, 2004**

(30) **Foreign Application Priority Data**

Jan. 29, 2004 (JP) ..... 2004-002085

(51) **LOC (8) Cl.** ..... **12-15**

(52) **U.S. Cl.** ..... **D12/601**

(58) **Field of Search** ..... D12/551, 552,  
D12/553, 574, 579, 586, 587, 588, 594,  
595, 598, 600, 601, 900, 901; 152/209.1,  
209.9, 209.13, 209.25, 209.28

FIG. 1 is a front view of an automobile tire, showing the new design, a rear view thereof, a top plan view thereof and a bottom plan view thereof appearing the same as the front view;

FIG. 2 is a right side view of the automobile tire, a left side view thereof appearing the same as the right side view;

FIG. 3 is a fragmentary front view, showing in enlargement the portion of 3—3 in FIG. 1;

FIG. 4 is a cross-sectional view, taken along line 4—4 and in the direction of arrows in FIG. 3; and,

FIG. 5 is a perspective view of the automobile tire.

The broken line showing of a tire sidewall, inner bead and peripheral boundary between the tire tread and sidewall is for illustrative purposes only and forms no part of the claimed design.

(56) **References Cited**

U.S. PATENT DOCUMENTS

D349,873 S \* 8/1994 Shibata et al. .... D12/588  
D442,526 S \* 5/2001 Lissan et al. .... D12/586  
D472,206 S \* 3/2003 Endo et al. .... D12/600

**1 Claim, 2 Drawing Sheets**

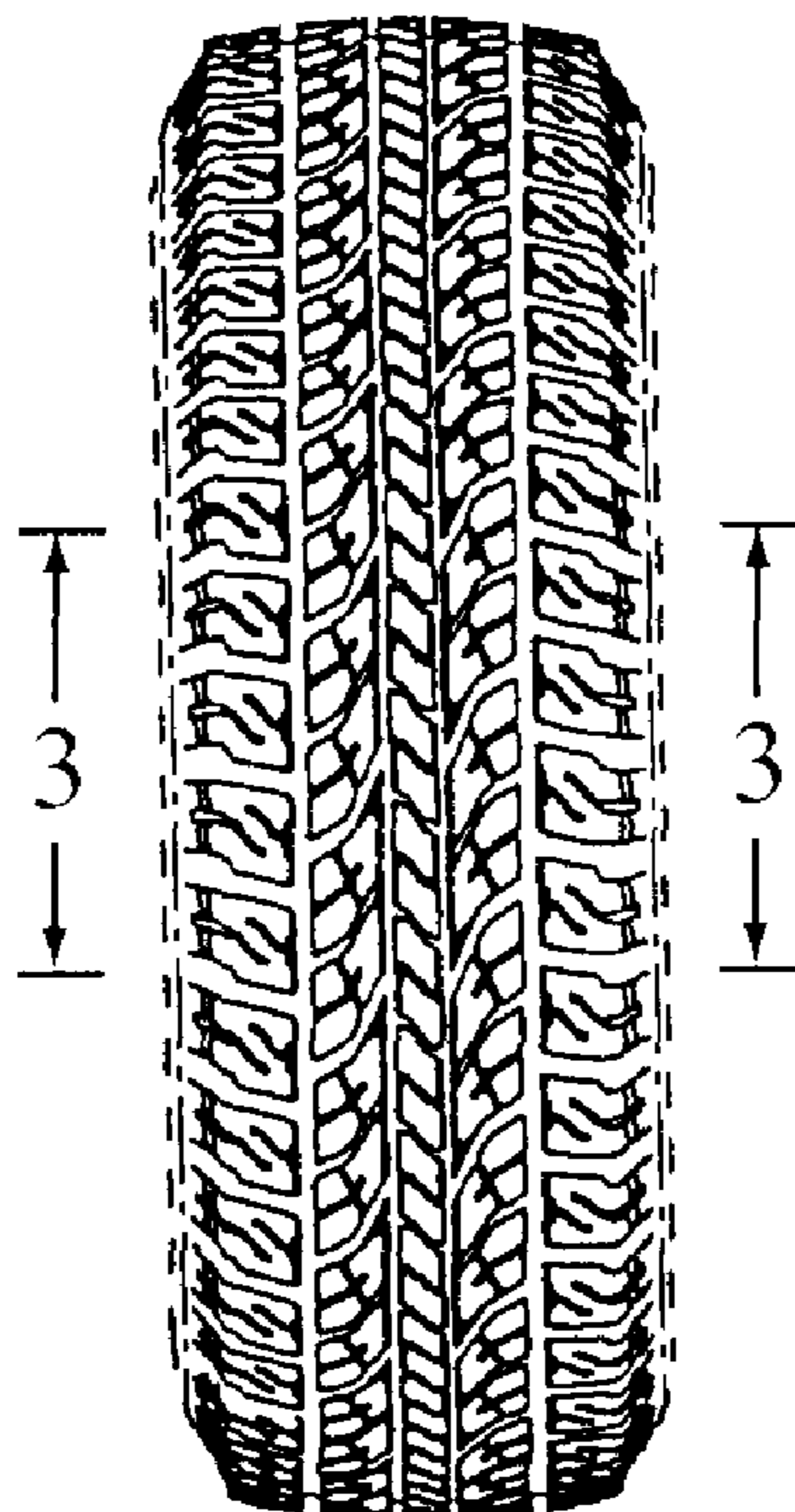


FIG. 1

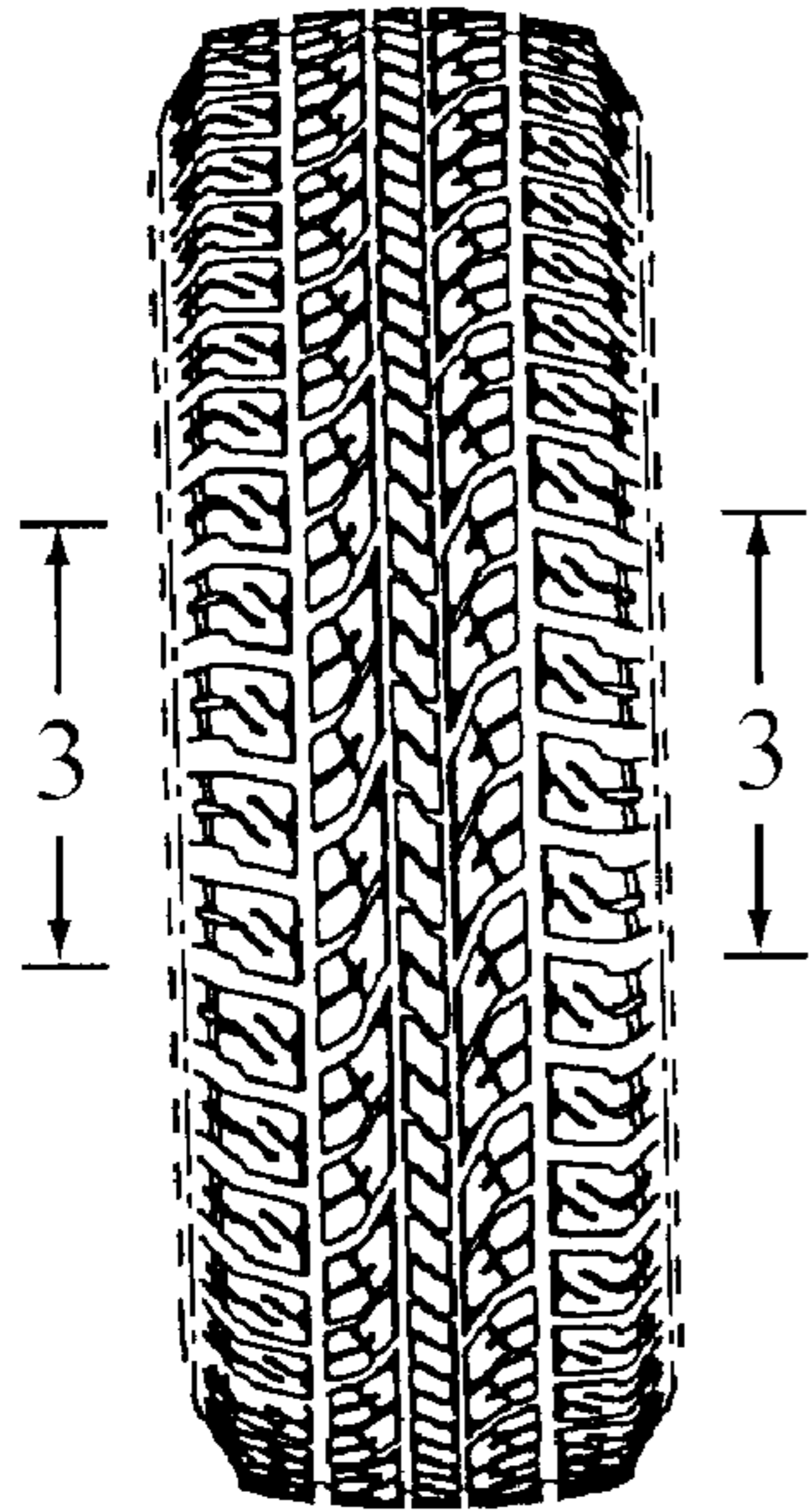


FIG. 2

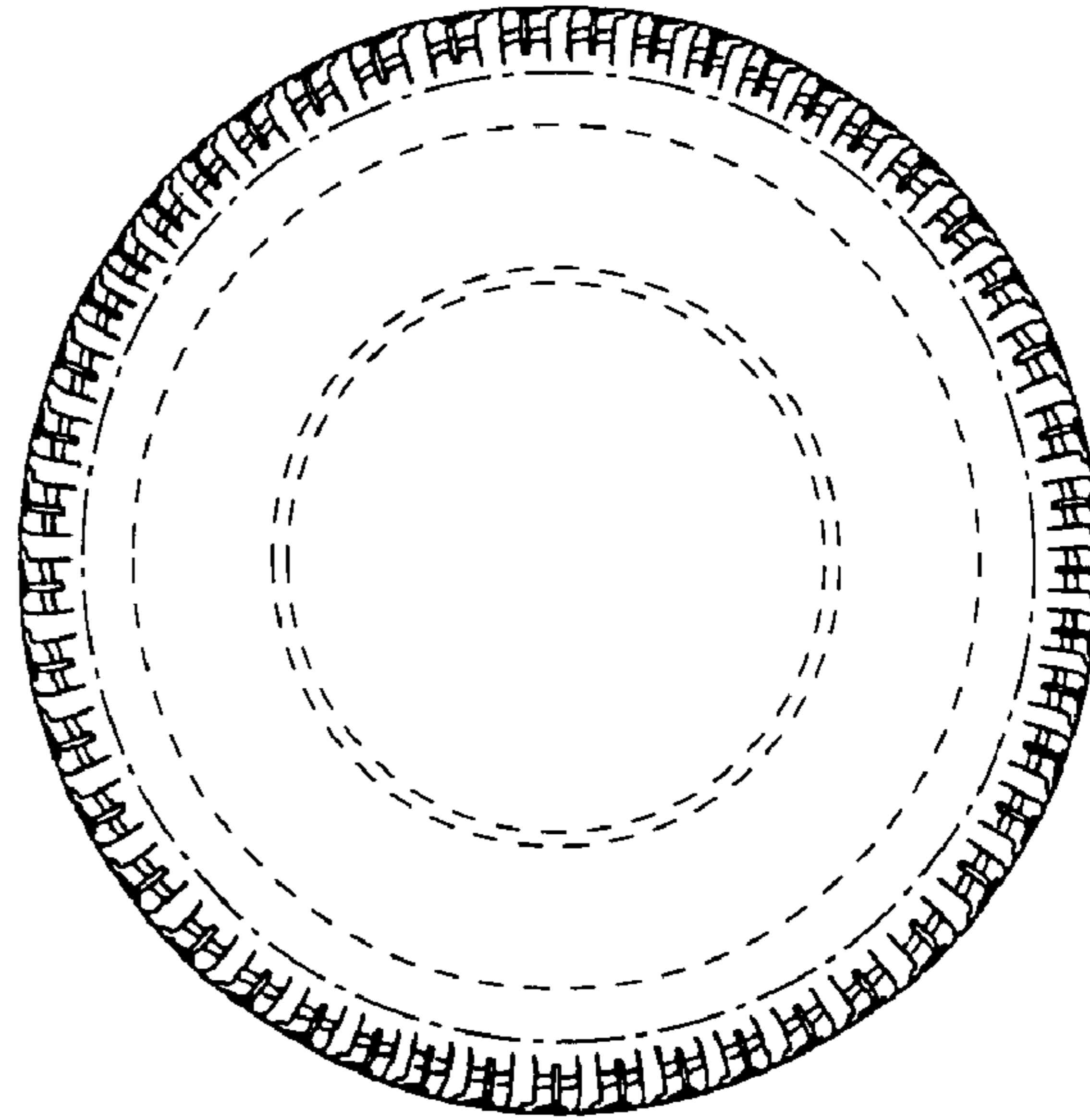


FIG. 5

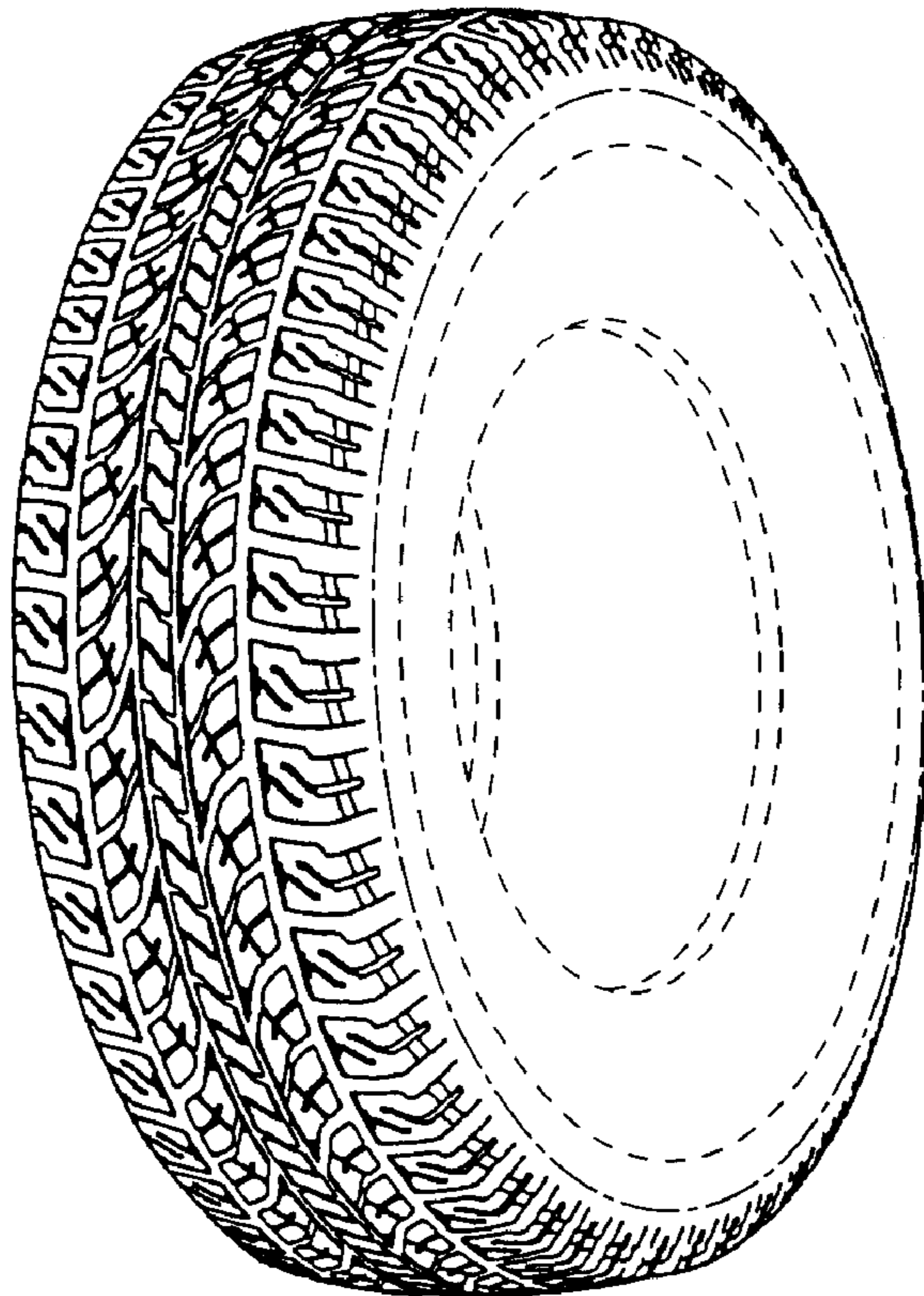


FIG. 3

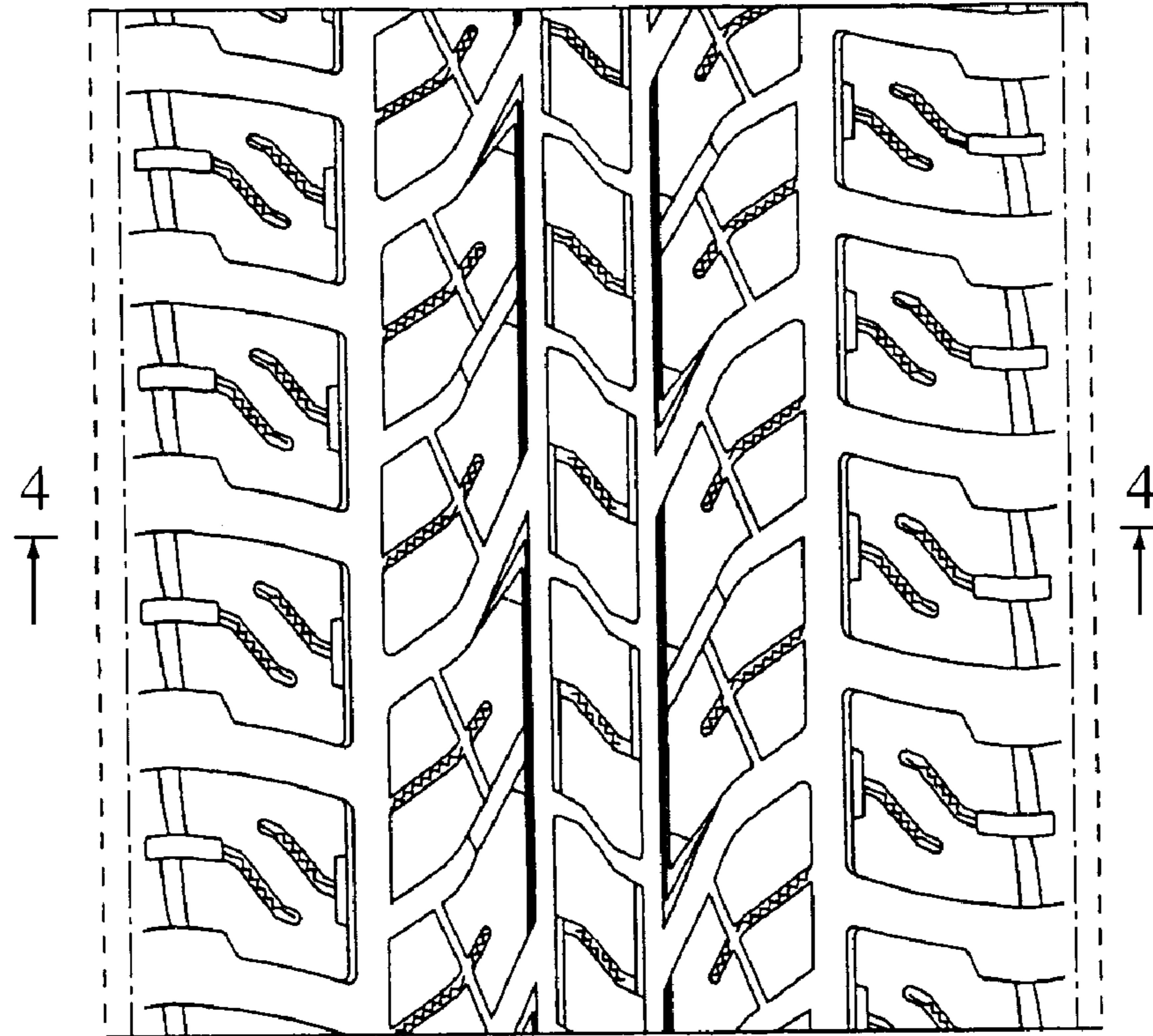


FIG. 4

