



US00D510056S

(12) **United States Design Patent**
Hall et al.

(10) **Patent No.: US D510,056 S**
(45) **Date of Patent: ** Sep. 27, 2005**

(54) **AUTOMOBILE BODY**

(75) Inventors: **Mark D Hall**, Rochester, MI (US);
Micheal R Castiglione, Carlsbad, CA
(US); **Jeff C Gale**, Rochester, MI (US);
Ralph V Gilles, Lake Orion, MI (US)

(73) Assignee: **DaimlerChrysler Corporation**, Auburn
Hills, MI (US)

(**) Term: **14 Years**

(21) Appl. No.: **29/214,980**

(22) Filed: **Oct. 12, 2004**

(51) **LOC (8) Cl.** **12-08**

(52) **U.S. Cl.** **D12/92**

(58) **Field of Search** D12/90-92, 86;
D21/424, 433; 296/185

(56) **References Cited**

U.S. PATENT DOCUMENTS

D453,713 S * 2/2002 McMahan et al. D12/91
D466,053 S * 11/2002 O'Connell et al. D12/91
D466,443 S * 12/2002 Faurote et al. D12/91

D472,850 S * 4/2003 Frasher et al. D12/91
D479,492 S * 9/2003 Gale et al. D12/91
D482,990 S * 12/2003 Sims et al. D12/91
D489,648 S * 5/2004 Gale et al. D12/92
D495,624 S * 9/2004 Dolan et al. D12/91

* cited by examiner

Primary Examiner—Melody N. Brown

(74) *Attorney, Agent, or Firm*—Ralph E. Smith

(57) **CLAIM**


The ornamental design for an automobile body, as shown
and described.

DESCRIPTION

FIG. 1 is a front perspective view of an automobile body
showing our new design;
FIG. 2 is a side view thereof;
FIG. 3 is a front view thereof;
FIG. 4 is a rear view thereof; and,
FIG. 5 is a rear perspective view thereof.

It will be understood that the dashed lines presented in the
drawings are for illustration only, and do not form a part of
the claimed design.

1 Claim, 4 Drawing Sheets



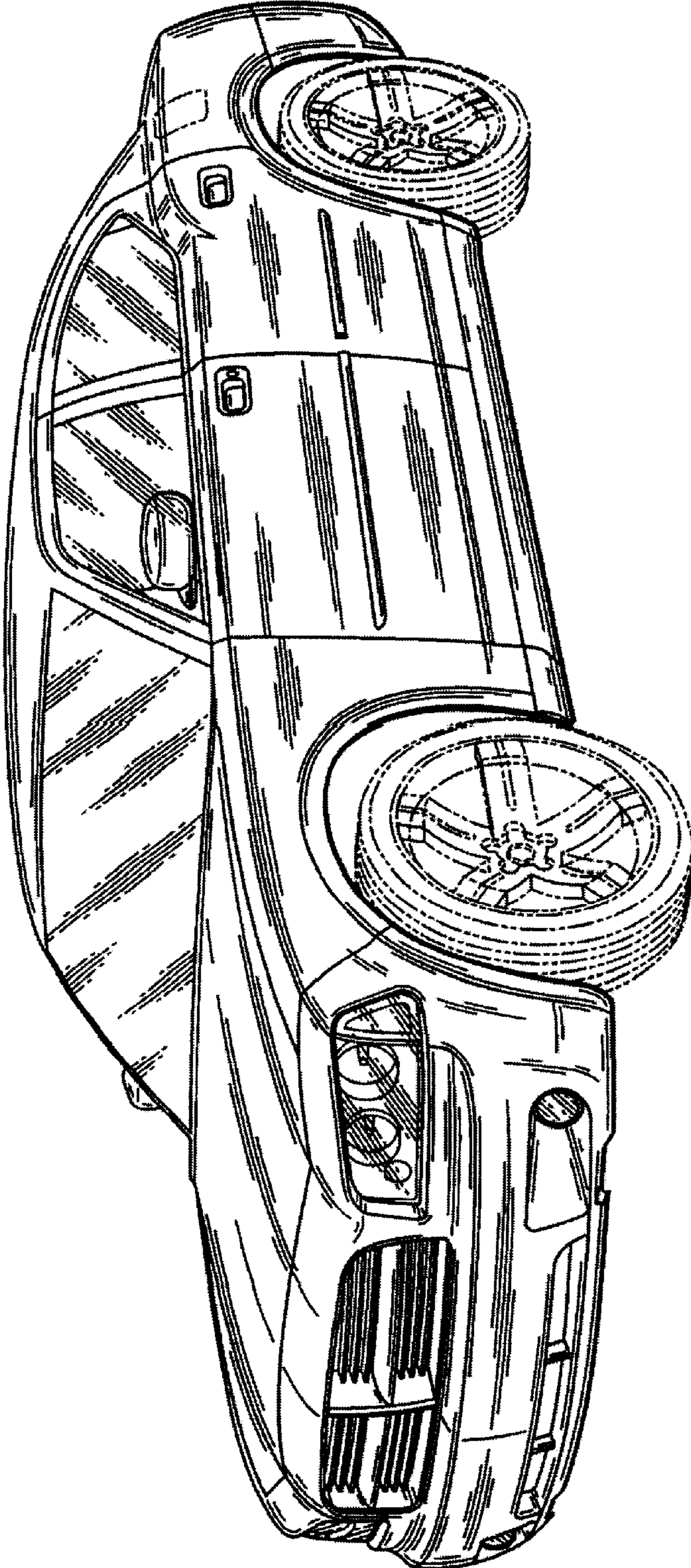


Fig. 1

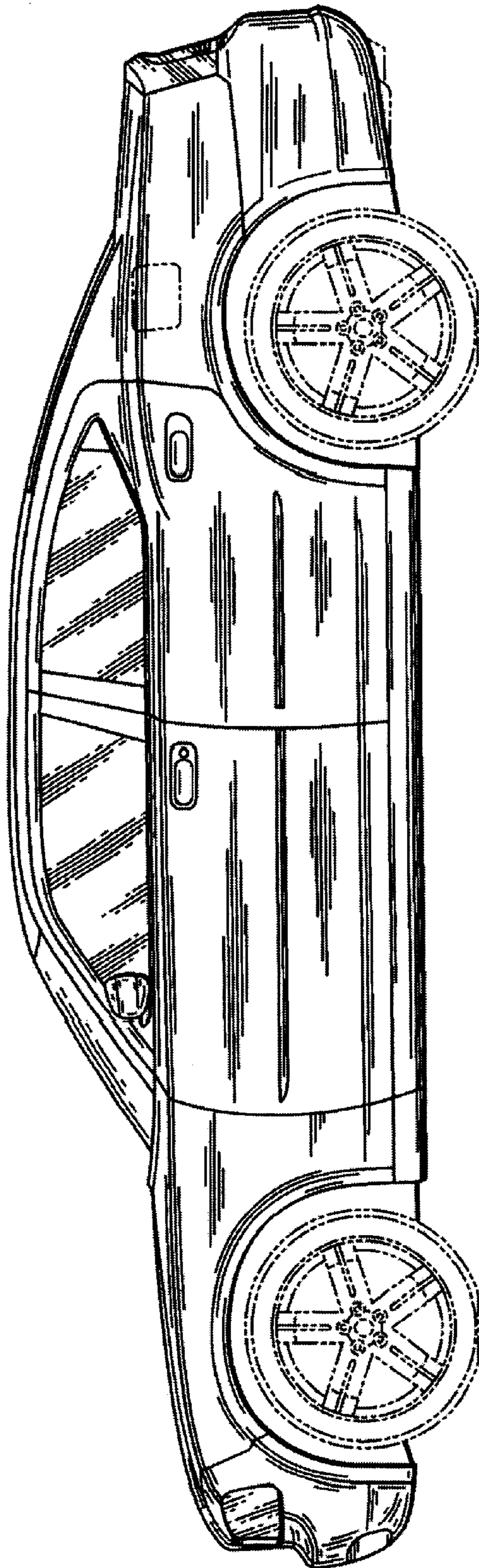


Fig. 2




Fig. 3




Fig. 4

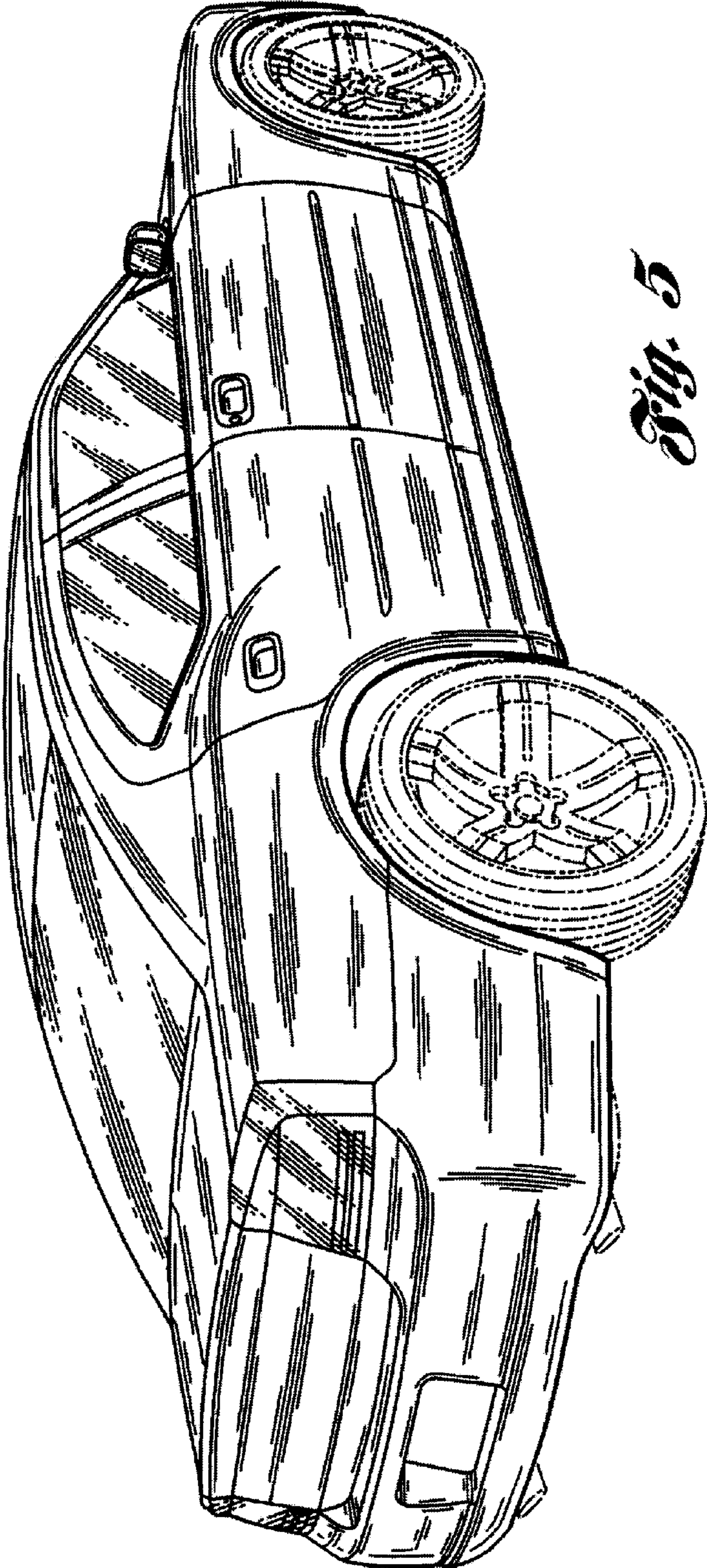


Fig. 5