



US00D510038S

(12) **United States Design Patent**
Scheufele

(10) **Patent No.:** **US D510,038 S**

(45) **Date of Patent:** **** Sep. 27, 2005**

(54) **WATCH**

D288,296 S * 2/1987 Maron D10/30
4,939,913 A * 7/1990 Scungio et al. 63/21
D348,223 S * 6/1994 Magninat D10/32

(75) **Inventor:** **Karl-Friedrich Scheufele**, Prangins
(CH)

(73) **Assignee:** **Chopard International SA**, Prangins
(CH)

(**) **Term:** **14 Years**

(21) **Appl. No.:** **29/208,098**

(22) **Filed:** **Jun. 23, 2004**

(30) **Foreign Application Priority Data**

Dec. 24, 2003 (WO) DMA/006 169

(51) **LOC (8) Cl.** **10-02**

(52) **U.S. Cl.** **D10/39**

(58) **Field of Search** D10/30-39; 368/280-282,
368/276-277, 285, 293-294

(56) **References Cited**

U.S. PATENT DOCUMENTS

1,247,755 A * 11/1917 Wachter 368/277
D285,779 S * 9/1986 Maron D10/30
D285,908 S * 9/1986 Maron D10/30

OTHER PUBLICATIONS

BLOOMINGDALES Cat "Men on Location"—Feb. 1988—Item "J" at bottom right. Watches with inner rings.*
IID—Annual Design Review—p.89— Jul./Aug. 1987—
Watches at top-left.*

* cited by examiner

Primary Examiner—Nelson C. Holtje
(74) *Attorney, Agent, or Firm*—McGlew and Tuttle, P.C.


(57) **CLAIM**

The ornamental design for a watch, as shown and described.

DESCRIPTION

FIG. 1 is a right side view of my new watch;
FIG. 2 is a top view thereof;
FIG. 3 is a left side view thereof;
FIG. 4 is a front end view thereof;
FIG. 5 is a bottom view thereof;
FIG. 6 is a rear end view thereof; and,
FIG. 7 is a top right perspective view thereof.

1 Claim, 2 Drawing Sheets






Fig. 1

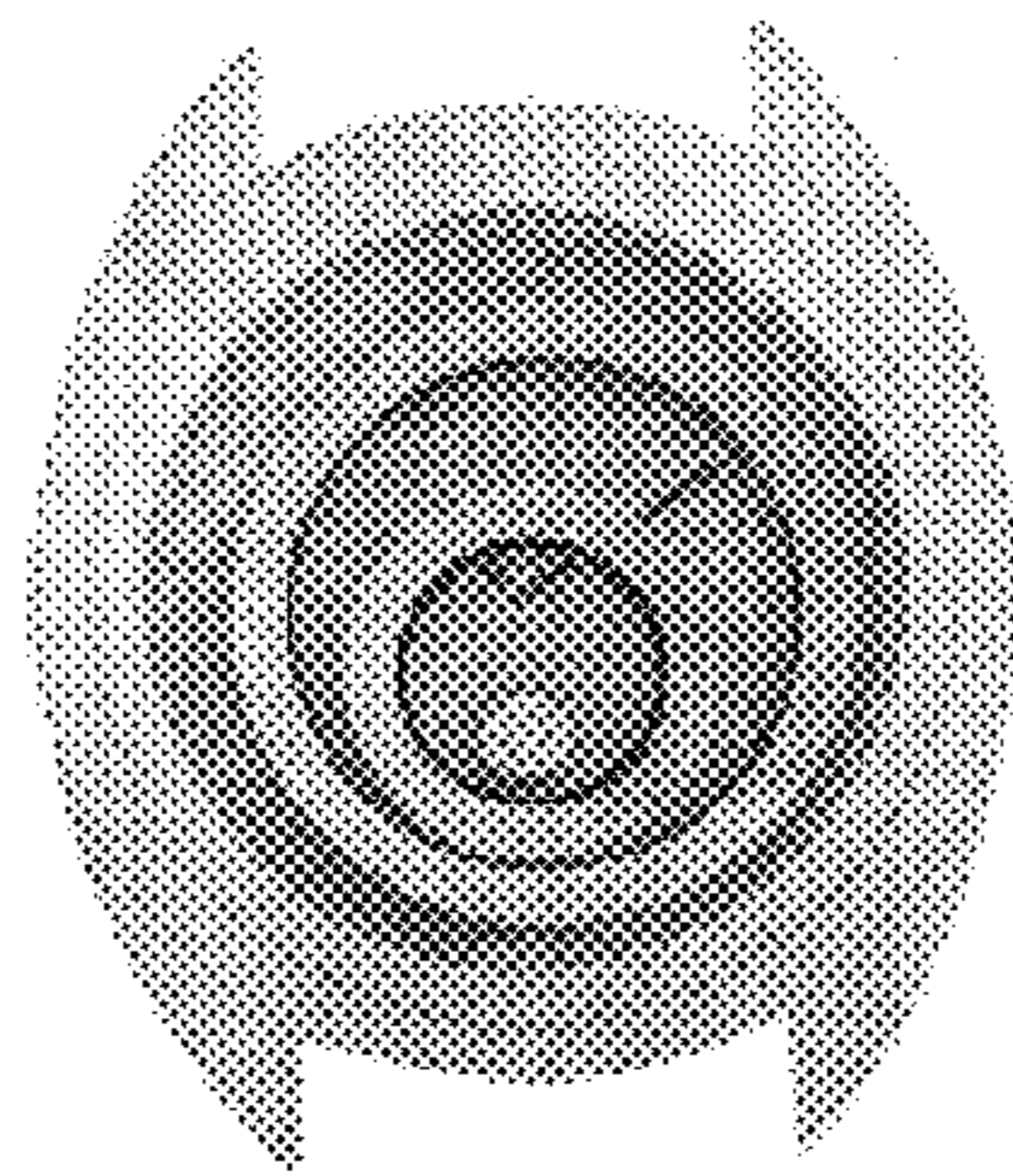


Fig. 2



Fig. 3




Fig. 4

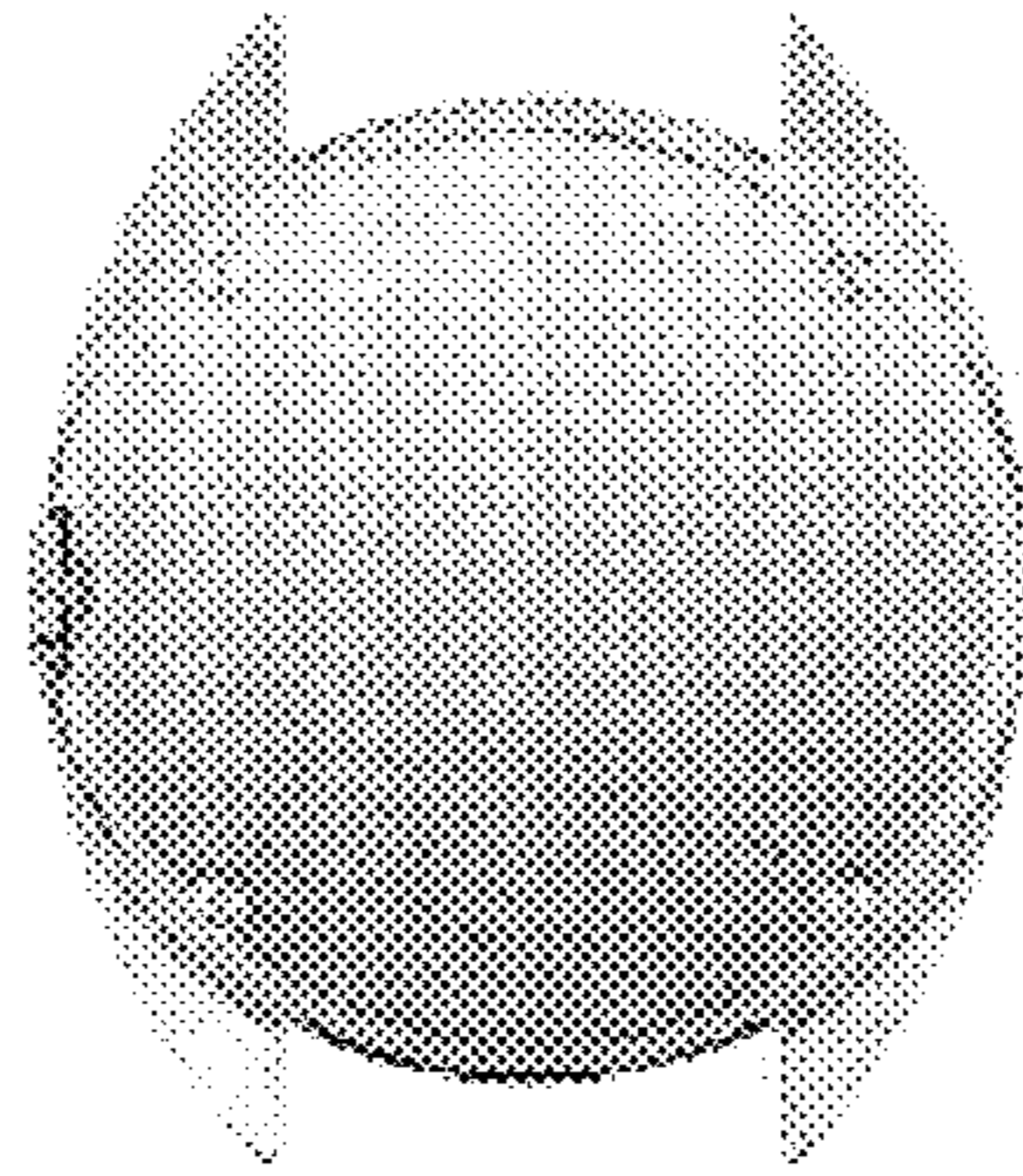


Fig. 5




Fig. 6




Fig. 7