



US00D510030S

(12) **United States Design Patent** (10) **Patent No.:** **US D510,030 S**
Storz et al. (45) **Date of Patent:** **** Sep. 27, 2005**

(54) **DISPENSER**

(75) Inventors: **Achim Storz**, Zell am See (AT);
Thomas Kuchler, Zell am See (AT);
Harald Koneczny, Salzburg (AT)

(73) Assignee: **Colgate-Palmolive Company**, New York, NY (US)

(**) **Term:** **14 Years**

(21) **Appl. No.:** **29/176,381**

(22) **Filed:** **Feb. 20, 2003**

(51) **LOC (8) Cl.** **09-01**

(52) **U.S. Cl.** **D9/529; D9/530; D9/571**

(58) **Field of Search** D9/337, 338, 516,
D9/522, 529-530, 539, 541-542, 544, 549,
552, 558, 565, 571, 575; 206/219, 221;
215/210, 212-213, 215; 222/45, 202, 262-263

(56) **References Cited**

U.S. PATENT DOCUMENTS

D100,721 S	*	8/1936	Smith	D9/565
D147,630 S		10/1947	Allen		
3,039,132 A	*	6/1962	Hambley	401/220
D266,402 S	*	10/1982	Conrad	D9/542
5,000,356 A	*	3/1991	Johnson et al.	222/391
D325,164 S		4/1992	Cann et al.		
D328,711 S		8/1992	Deflander	D9/524
D331,534 S	*	12/1992	Thompson et al.	D9/338
D336,614 S		6/1993	Crawford	D9/529

D337,050 S		7/1993	Hirst	D9/424
D352,458 S		11/1994	Gray	D9/520
D391,855 S		3/1998	Fenton et al.	D9/521
D405,373 S	*	2/1999	Crawford	D9/529 X
D409,922 S		5/1999	Jones et al.	D9/571
D412,839 S	*	8/1999	Wilson et al.	D9/338
D412,840 S	*	8/1999	Wilson et al.	D9/338
D451,396 S		12/2001	Johnson et al.	D9/530
D453,373 S	*	2/2002	Drake et al.	D23/366
D455,647 S		4/2002	Cummings	D9/338
6,386,778 B1	*	5/2002	Guay et al.	401/45
D463,284 S		9/2002	Poisson et al.	D9/522
D474,399 S	*	5/2003	Cummings	D9/338
D475,298 S	*	6/2003	Corrigan et al.	D9/529

* cited by examiner

Primary Examiner—Carol Rademaker

(74) *Attorney, Agent, or Firm*—Clifford E. Wilkins

(57) **CLAIM**

The ornamental design for a dispenser, as shown and described.

DESCRIPTION

FIG. 1 is a perspective view of the dispenser of our design. FIG. 2 is a front elevation view, the rear elevation view being a mirror image thereof. FIG. 3 is a right side elevation view thereof, the left side being a mirror image thereof. FIG. 4 is a top plan view thereof; and, FIG. 5 is a bottom plan view thereof.

1 Claim, 4 Drawing Sheets






FIG. 1

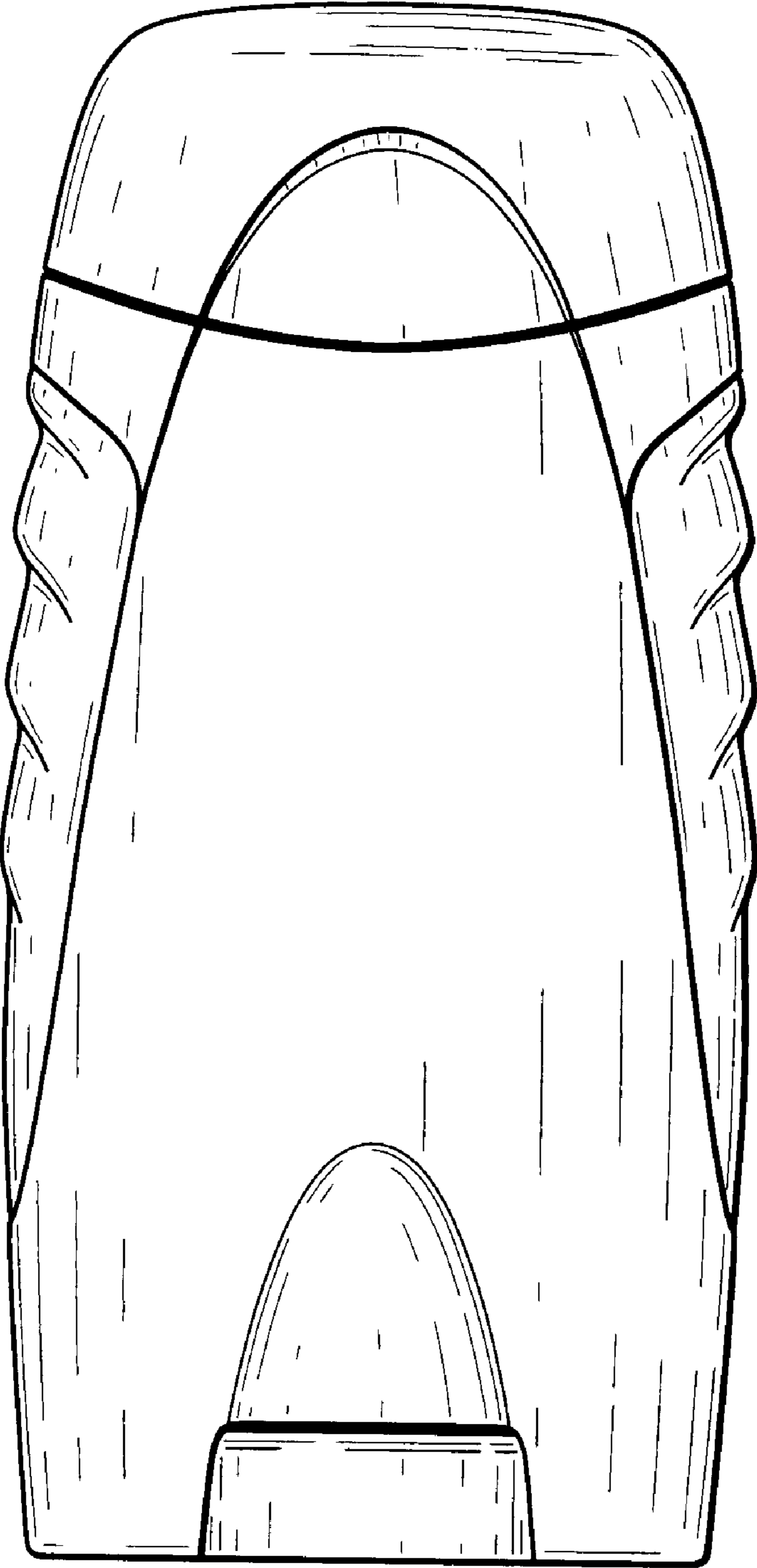


FIG. 2




FIG. 3

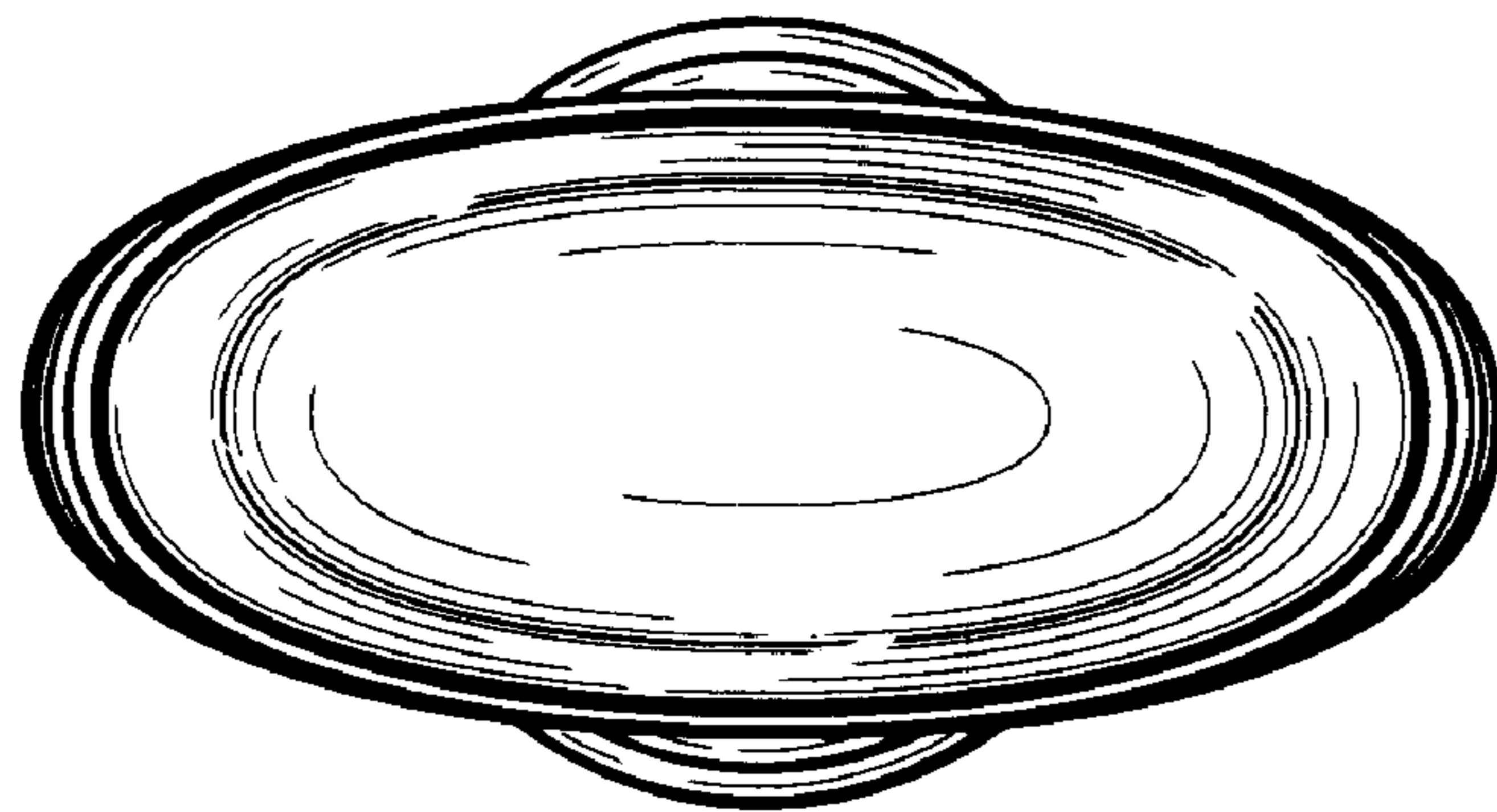


FIG. 4

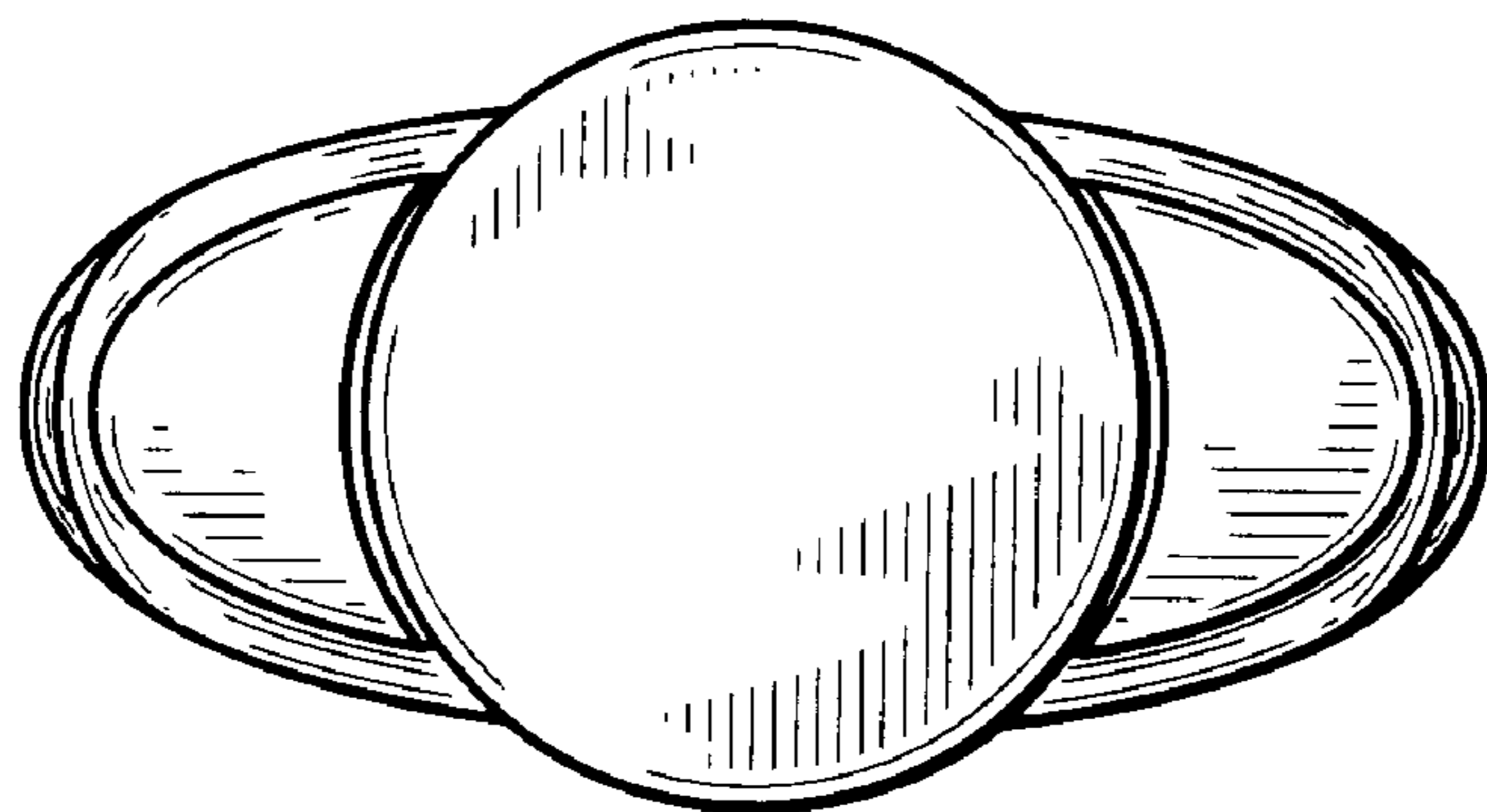


FIG. 5