

US00D510026S

(12) **United States Design Patent** (10) **Patent No.:** **US D510,026 S**
Nelson et al. (45) **Date of Patent:** **** Sep. 27, 2005**

(54) **BOTTLE PORTION**

(75) Inventors: **Brent S. Nelson**, Crystal Lake, IL (US);
John S. Callahan, Western Springs, IL (US);
Stuart Leslie, Larchmont, NY (US);
Tony A. Onoriode, Bradenton, FL (US)

(73) Assignee: **Tropicana Products, Inc.**, Bradenton, FL (US)

(**) Term: **14 Years**

(21) Appl. No.: **29/221,903**

(22) Filed: **Jan. 21, 2005**

Related U.S. Application Data

(62) Division of application No. 29/185,469, filed on Jun. 26, 2003, now Pat. No. Des. 503,625.

(51) **LOC (8) Cl.** **09-01**

(52) **U.S. Cl.** **D9/516; D9/554**

(58) **Field of Search** D9/500, 502, 516,
D9/538-541, 549, 551-554, 557-558, 560,
564-567, 570, 574-575, 643, 645, 655,
657-658, 661, 664; 215/382-384, 396,
398, 400

(56) **References Cited**

U.S. PATENT DOCUMENTS

- D212,457 S * 10/1968 Pettengill D9/645
- D221,419 S * 8/1971 Grove D9/646
- D316,966 S * 5/1991 York D9/538
- D316,968 S * 5/1991 York D9/551
- 5,255,889 A * 10/1993 Collette et al. 249/102
- D374,397 S * 10/1996 Mahlmann et al. D9/554 X
- D413,068 S * 8/1999 Thouin et al. D9/551
- D420,594 S * 2/2000 Weinstein et al. D9/539 X
- D427,067 S * 6/2000 Miller et al. D9/537 X
- D434,330 S * 11/2000 Rowe et al. D9/538
- D440,158 S * 4/2001 Bretz et al. D9/539

- D445,340 S * 7/2001 de Villiers et al. D9/554
- D448,292 S * 9/2001 Lichtman et al. D9/434
- D450,588 S * 11/2001 Lane et al. D9/500
- D452,650 S * 1/2002 Moore et al. D9/646
- D454,790 S * 3/2002 Crawford D9/553
- D488,060 S * 4/2004 Yourist D9/658

* cited by examiner

Primary Examiner—Carol Rademaker

(74) *Attorney, Agent, or Firm*—Lars S. Johnson; James D. Ryndak

(57) **CLAIM**

The ornamental design for a bottle portion, as shown and described.

DESCRIPTION

FIG. 1 is a perspective view of a first embodiment of a bottle portion showing the new design;

FIG. 2 is a front elevational view thereof, the rear elevational view being identical except for the unclaimed threads;

FIG. 3 is a left side elevational view thereof, the right side elevational view being identical except for the unclaimed threads;

FIG. 4 is a top plan view thereof;

FIG. 5 is a bottom plan view thereof;

FIG. 6 is a perspective view of a second embodiment of a bottle portion showing the new design;

FIG. 7 is a front elevational view thereof, the rear elevational view being identical except for the unclaimed threads;

FIG. 8 is a left side elevational view thereof, the right side elevational view being identical except for the unclaimed threads;

FIG. 9 is a top plan view thereof; and,

FIG. 10 is a bottom plan view thereof.

The stipple shading shown in FIGS. 1-5 represents a textured surface.

The broken line showing in the drawings are for environmental purposes only and form no part of the claimed design.

1 Claim, 4 Drawing Sheets




Fig. 1

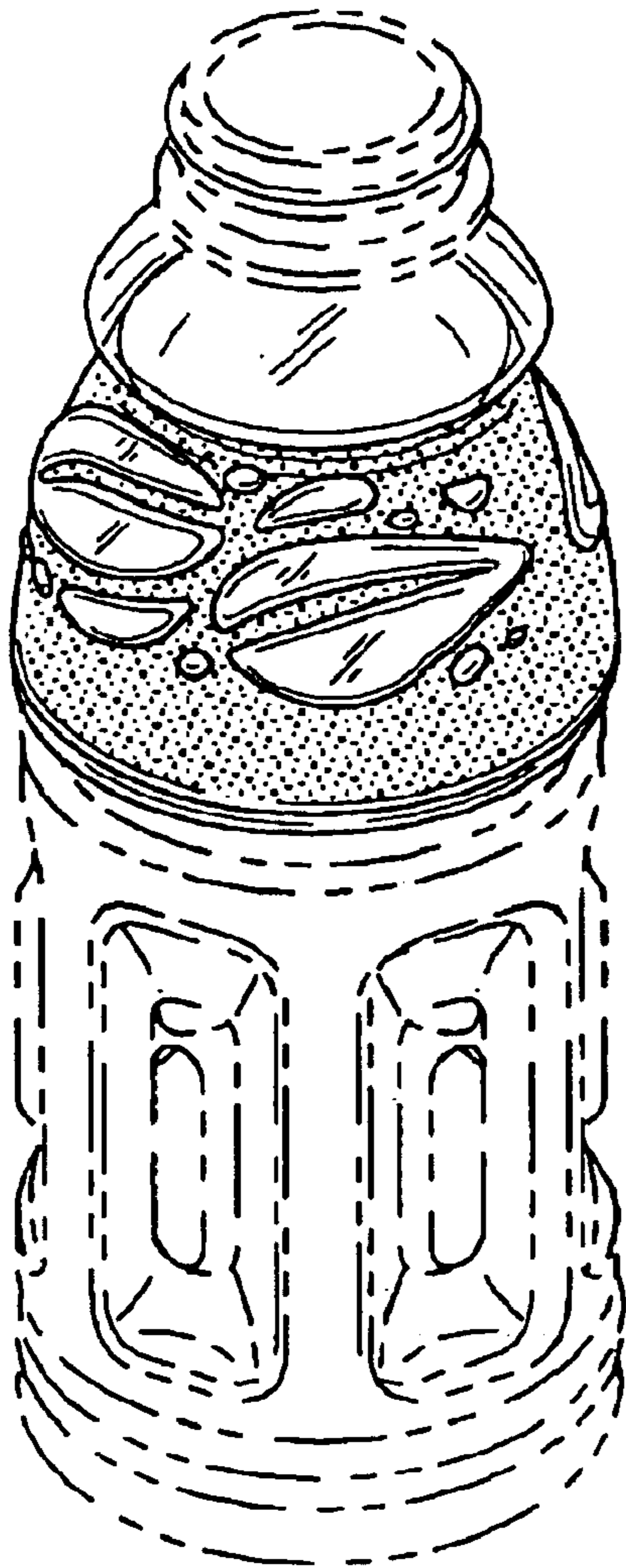


Fig. 4

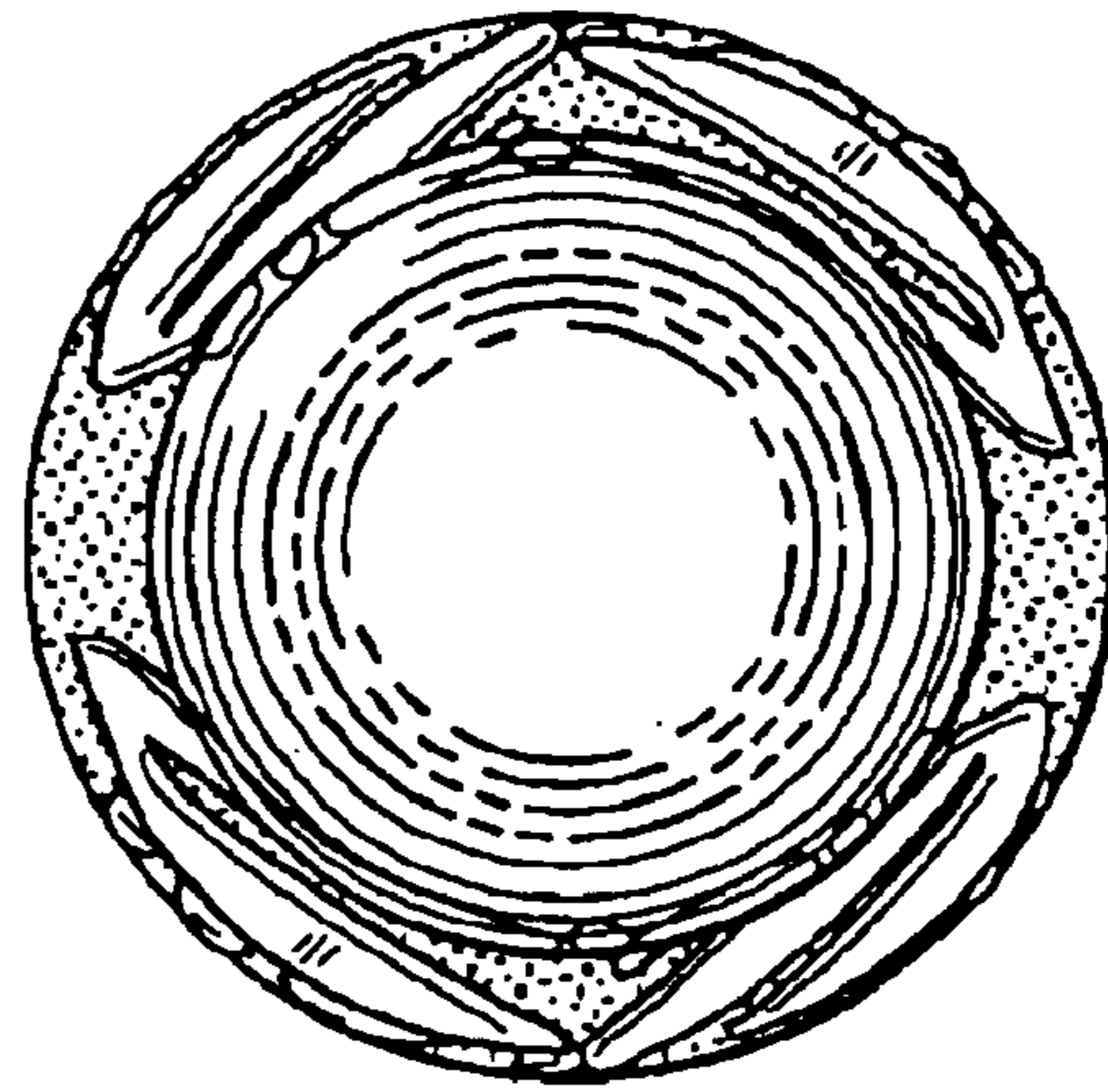


Fig. 5

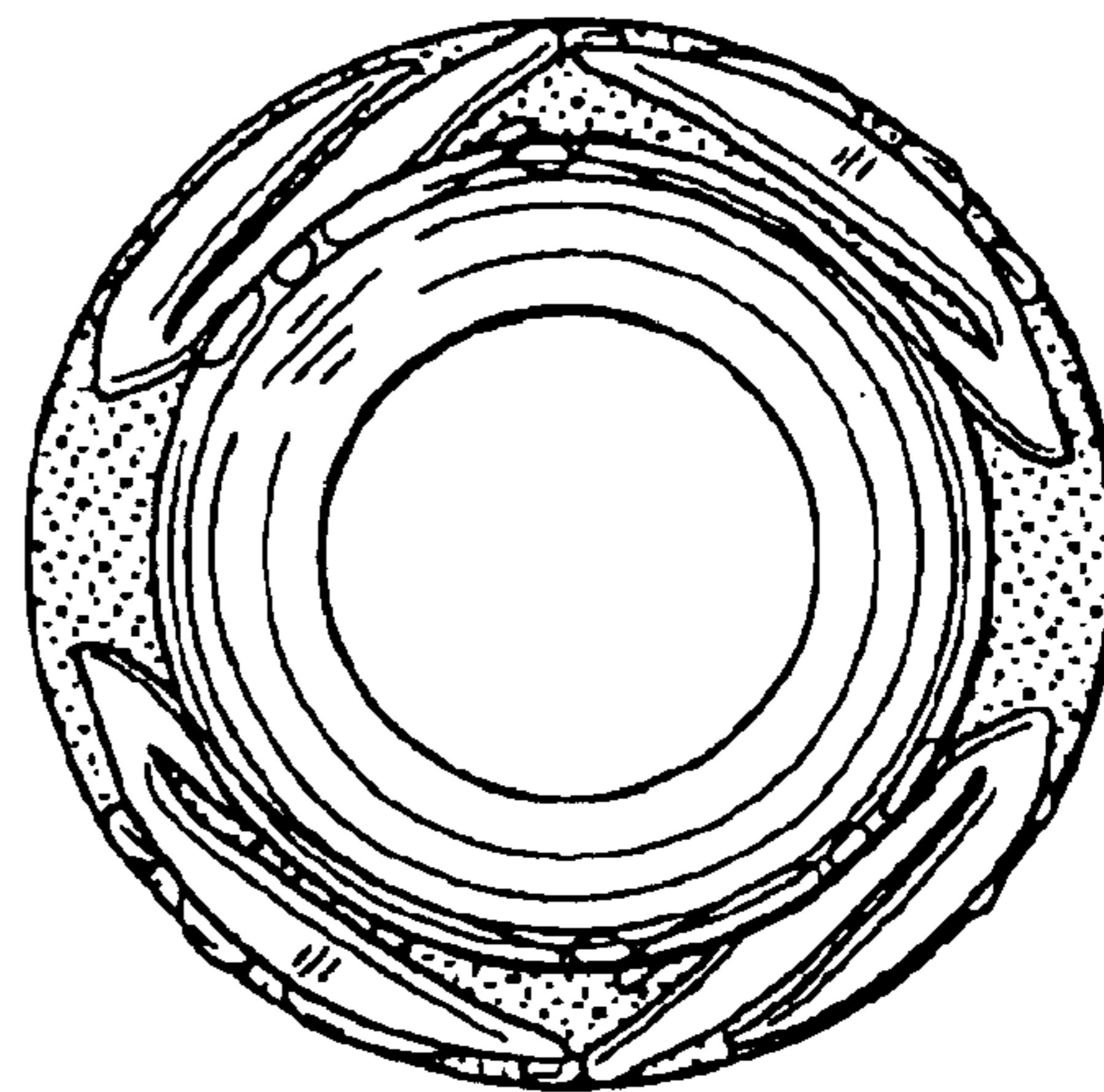


Fig. 2




Fig. 3

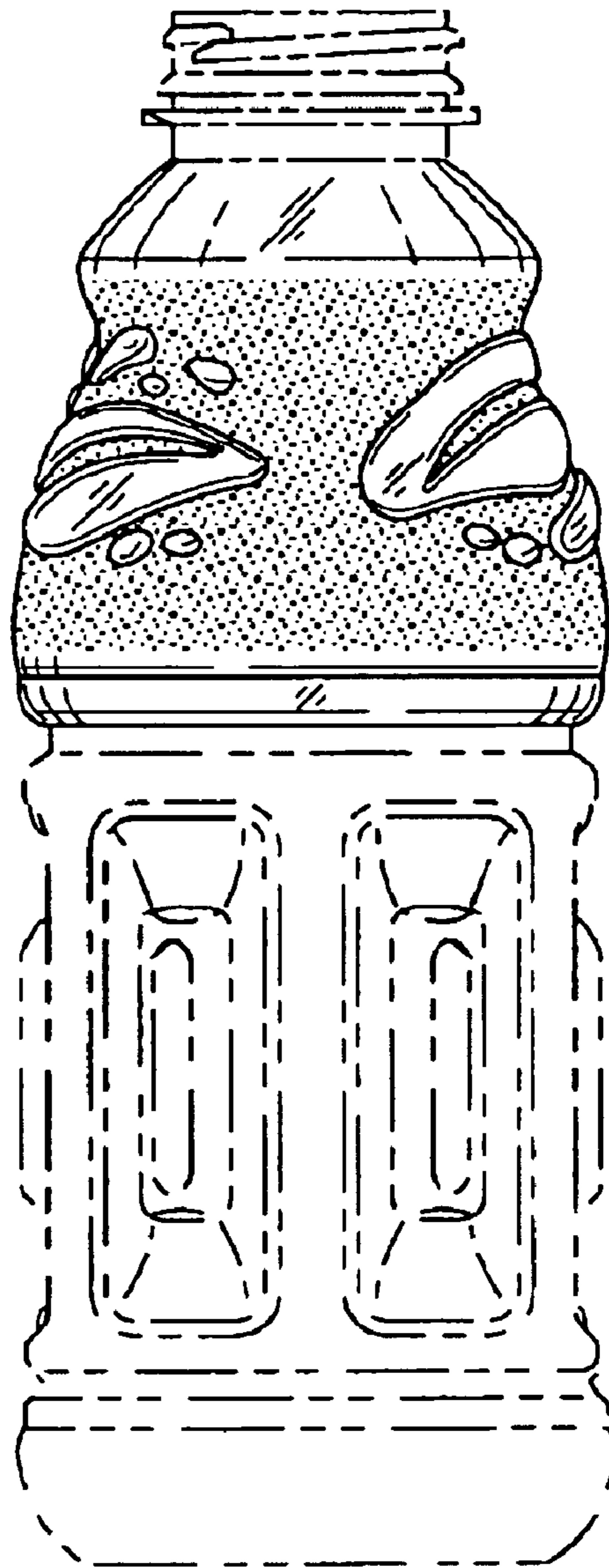


Fig. 6

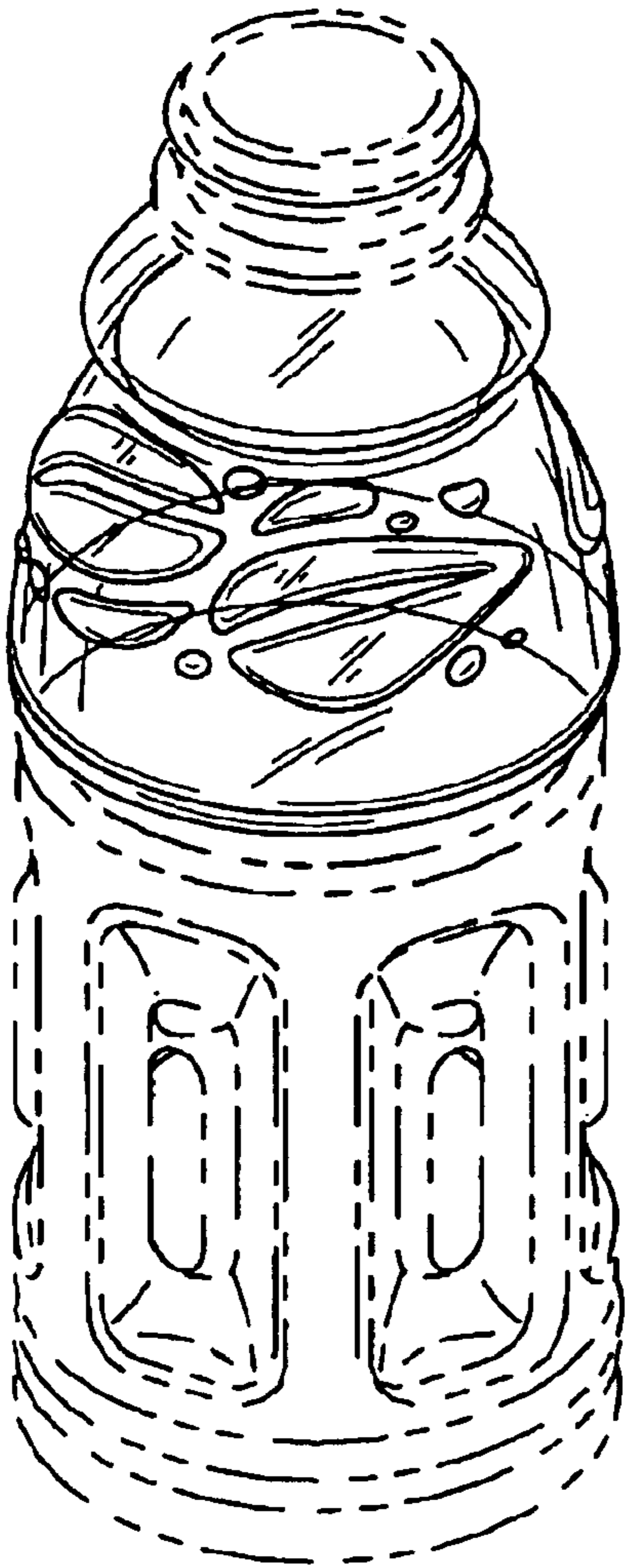


Fig. 9

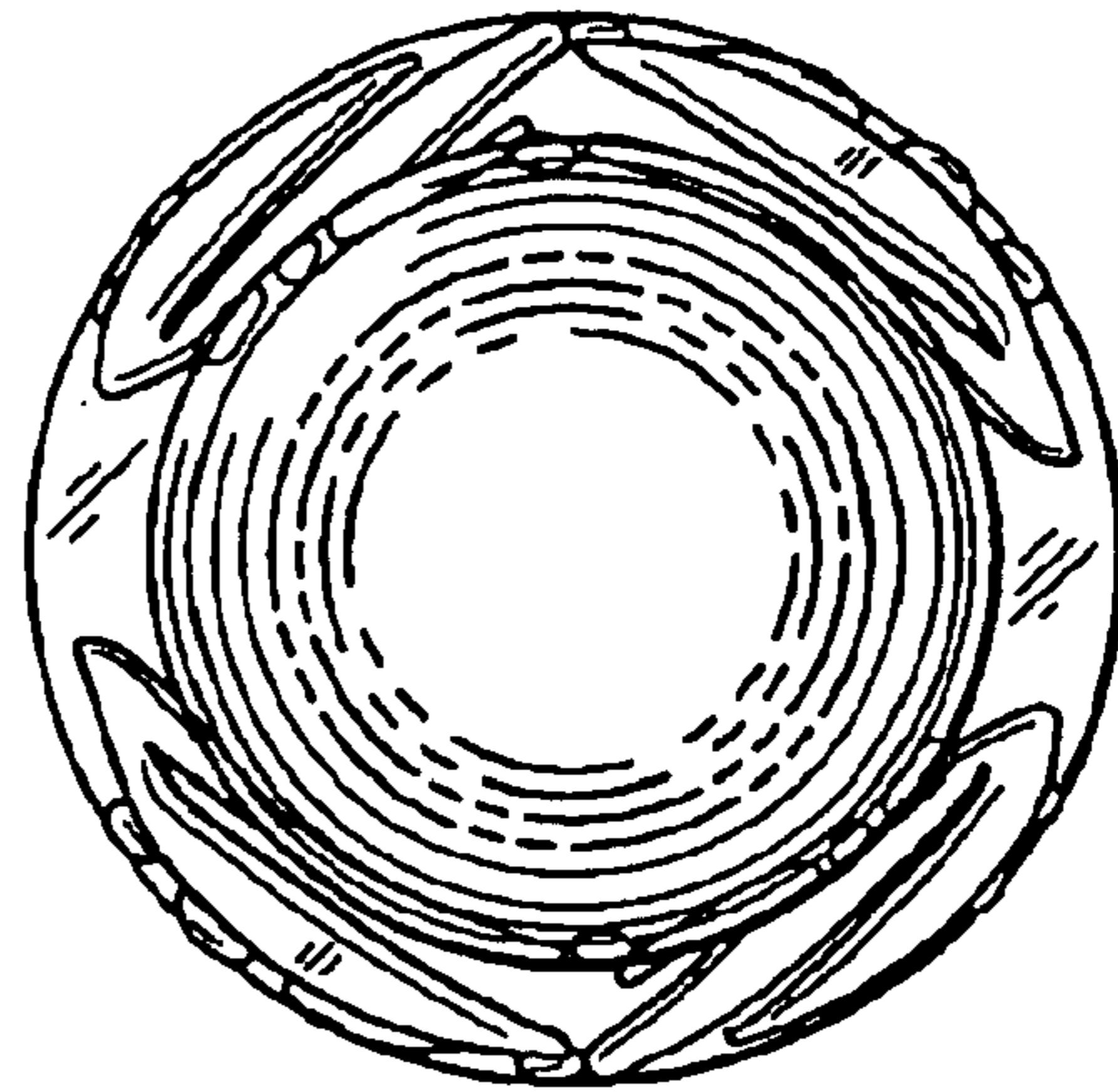


Fig. 10

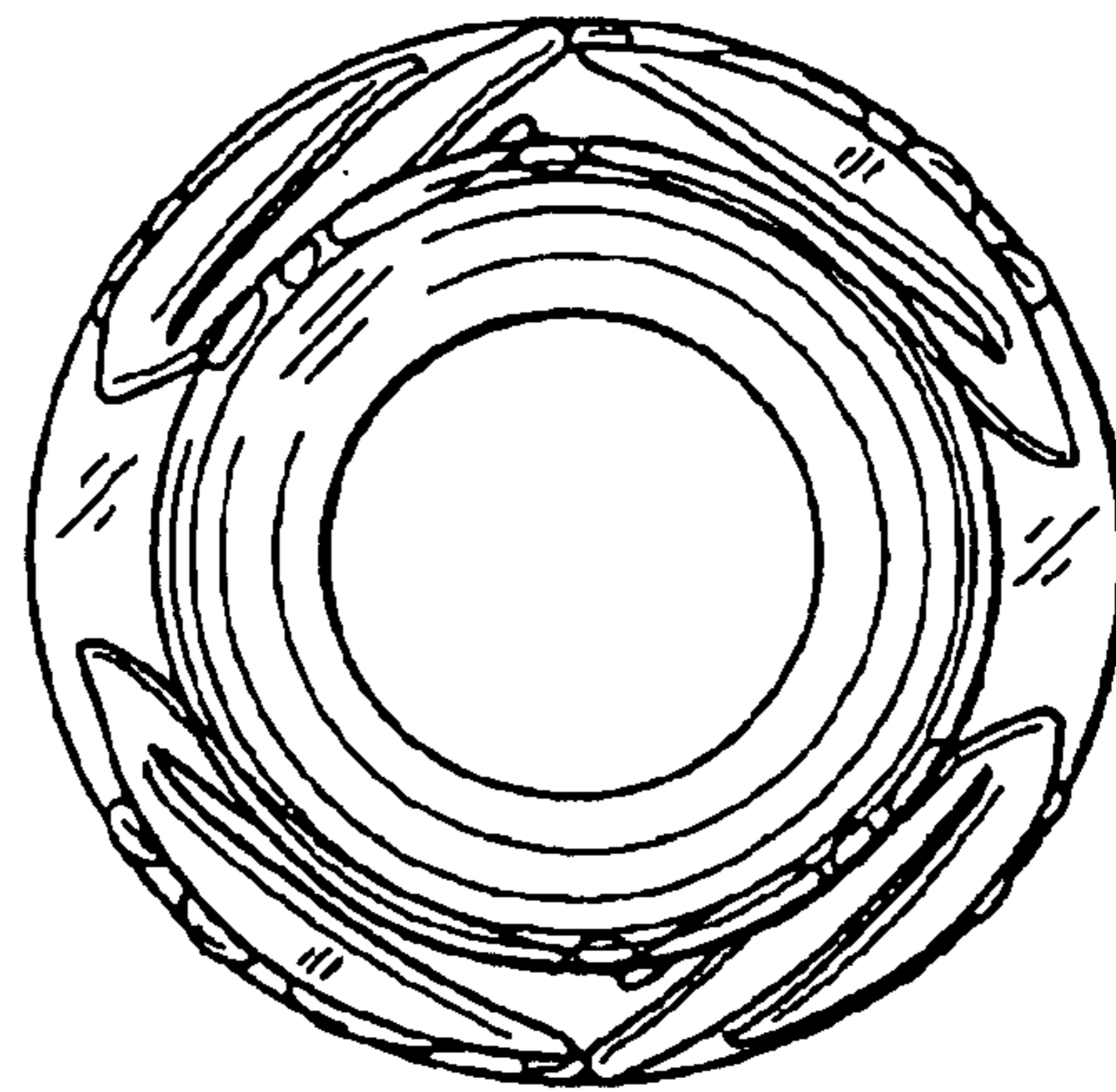


Fig. 7




Fig. 8

