



US00D510019S

(12) **United States Design Patent**  
**Davis**

(10) **Patent No.:** **US D510,019 S**  
(45) **Date of Patent:** **\*\* Sep. 27, 2005**

(54) **TRASH BAG CLIP**

D329,374 S \* 9/1992 Kaga ..... D8/394  
D485,162 S 1/2004 Wadsworth et al. .... D8/395

(75) Inventor: **William B. Davis**, Arlington, TX (US)

\* cited by examiner

(73) Assignee: **Olympic General Corporation**, Reno, NV (US)

*Primary Examiner*—Louis Zarfaz

*Assistant Examiner*—John Windmuller

(\*\*) Term: **14 Years**

(74) *Attorney, Agent, or Firm*—Michael A. O’Neil

(21) Appl. No.: **29/198,333**

(57) **CLAIM**

(22) Filed: **Jan. 28, 2004**

The ornamental design for a trash bag clip, as shown and described.

(51) **LOC (8) Cl.** ..... **08-08**

**DESCRIPTION**

(52) **U.S. Cl.** ..... **D8/395**; D34/10

(58) **Field of Search** ..... D8/394–396, 371;  
D34/10; 24/30.5 R, 30.5 P, 30.5 S, 517,  
559, 570, 571, 306, 543, 3 R; 248/205.3;  
220/404


FIG. 1 is a left back perspective view of a trash bag clip which embodies the present design;  
FIG. 2 is a back view of the trash bag clip;  
FIG. 3 is a left side view of the trash bag clip;  
FIG. 4 is a front view of the trash bag clip;  
FIG. 5 is a left side view of the trash bag clip showing the trash bag clip in its unlocked configuration;  
FIG. 6 is a top view of the trash bag clip; and,  
FIG. 7 is a bottom view of the trash bag clip.

(56) **References Cited**

**U.S. PATENT DOCUMENTS**

D318,123 S \* 7/1991 Yokoyama et al. .... D24/129  
5,056,197 A \* 10/1991 Cohen ..... 24/304  
5,109,576 A \* 5/1992 Teekell et al. .... 24/30.5 R

**1 Claim, 1 Drawing Sheet**






FIG. 1




FIG. 2

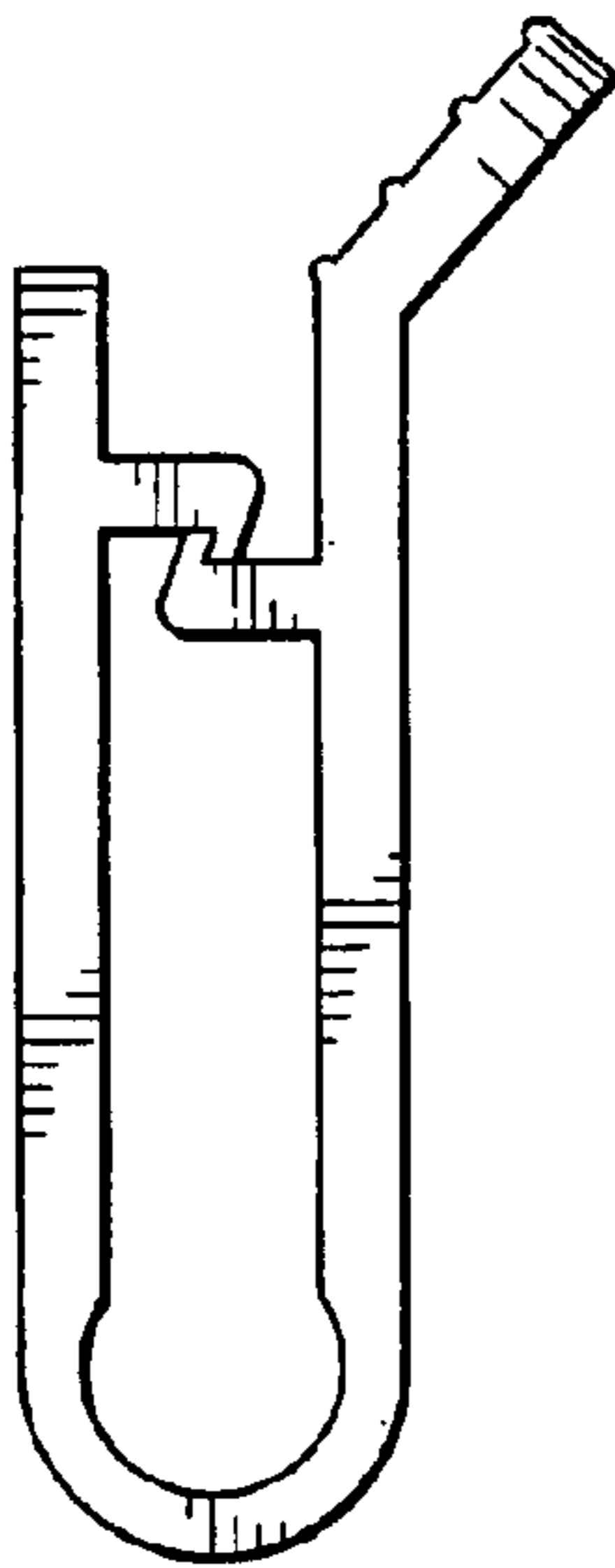


FIG. 3




FIG. 4

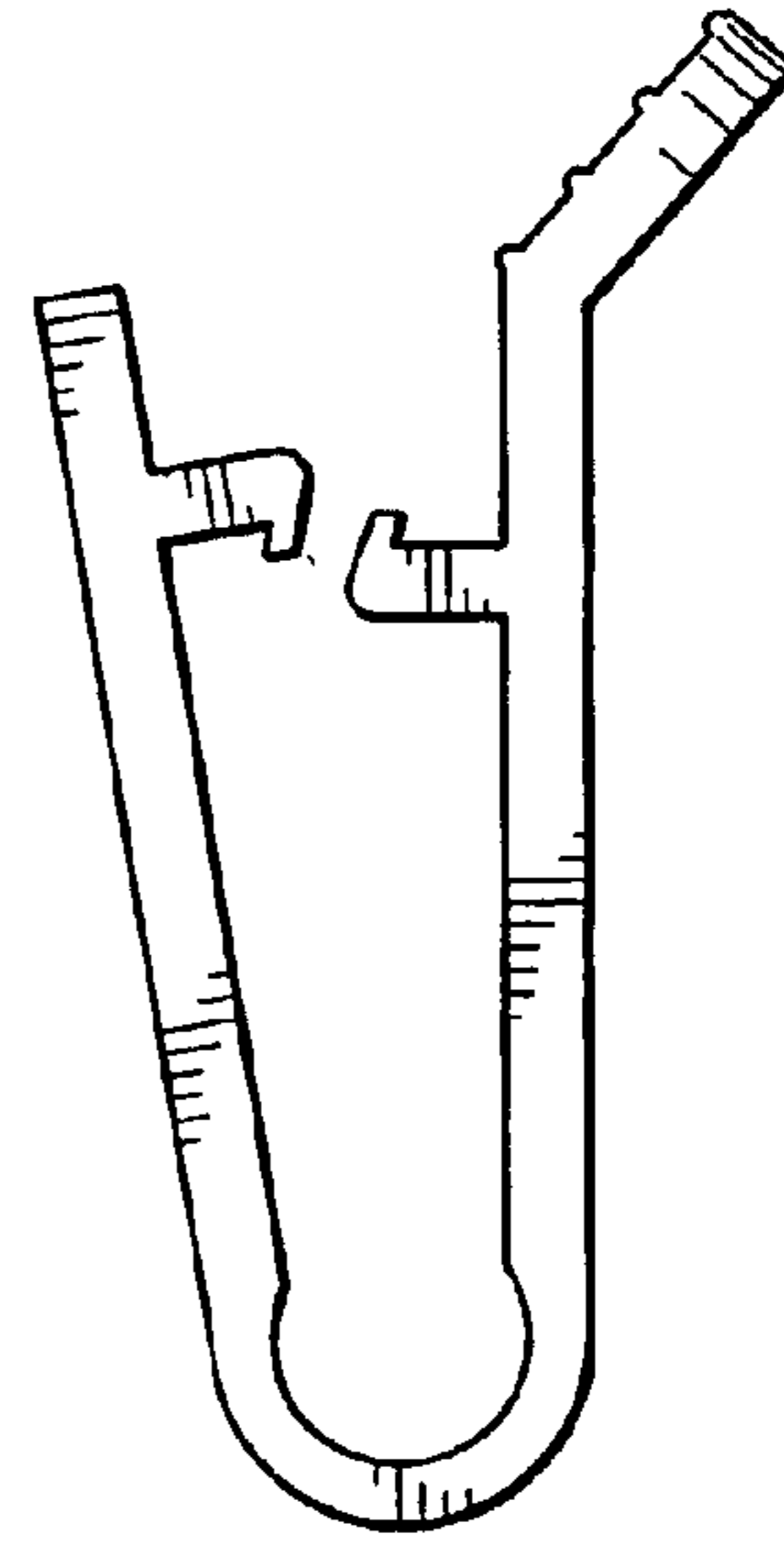


FIG. 5

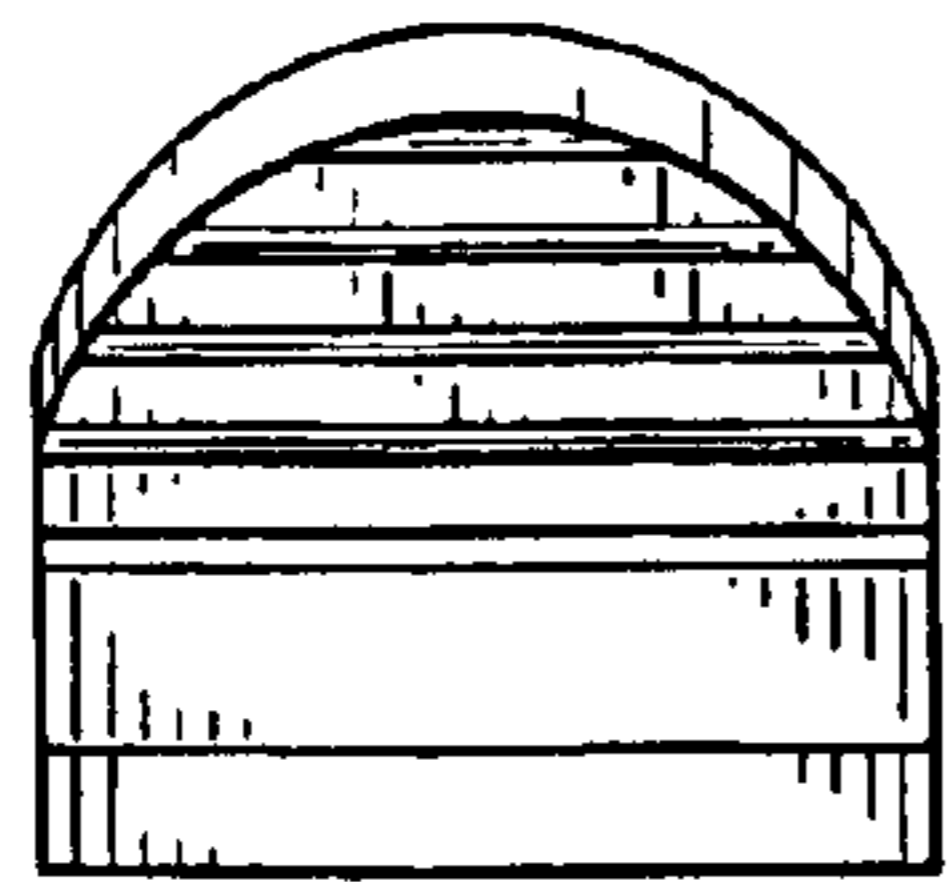


FIG. 6



FIG. 7