



US00D510016S

(12) **United States Design Patent**  
**Cossu**

(10) **Patent No.:** **US D510,016 S**  
(45) **Date of Patent:** **\*\* Sep. 27, 2005**

(54) **MODULE FOR MAGNETIC COUPLING,  
PARTICULARLY FOR A TOY**

(75) Inventor: **Francesca Cossu**, Calangianus (IT)

(73) Assignee: **Plast Wood Srl**, Calangianus (IT)

(\*\*) Term: **14 Years**

(21) Appl. No.: **29/199,598**

(22) Filed: **Feb. 19, 2004**

**Related U.S. Application Data**

(62) Division of application No. 29/163,086, filed on Jun. 28, 2002, now Pat. No. Des. 494,846.

(30) **Foreign Application Priority Data**

Dec. 28, 2001 (IT) ..... RM2001O0304

(51) **LOC (8) Cl.** ..... **08-08**

(52) **U.S. Cl.** ..... **D8/382**

(58) **Field of Search** ..... D8/382; 446/138,  
446/86; D21/503

(56) **References Cited**

**U.S. PATENT DOCUMENTS**

3,195,266 A \* 7/1965 Onanian ..... 446/86

3,513,589 A \* 5/1970 Fischer ..... 446/127  
3,850,310 A 11/1974 Osthall  
5,681,202 A 10/1997 Sander  
5,733,168 A \* 3/1998 Poulsen et al. .... 446/120  
D428,075 S \* 7/2000 Javer et al. .... D21/503  
6,352,463 B2 3/2002 Forkman

\* cited by examiner

*Primary Examiner*—Holly Baynham

(74) *Attorney, Agent, or Firm*—Young & Thompson

(57) **CLAIM**

A module for magnetic coupling, particularly for a toy, as shown and described.

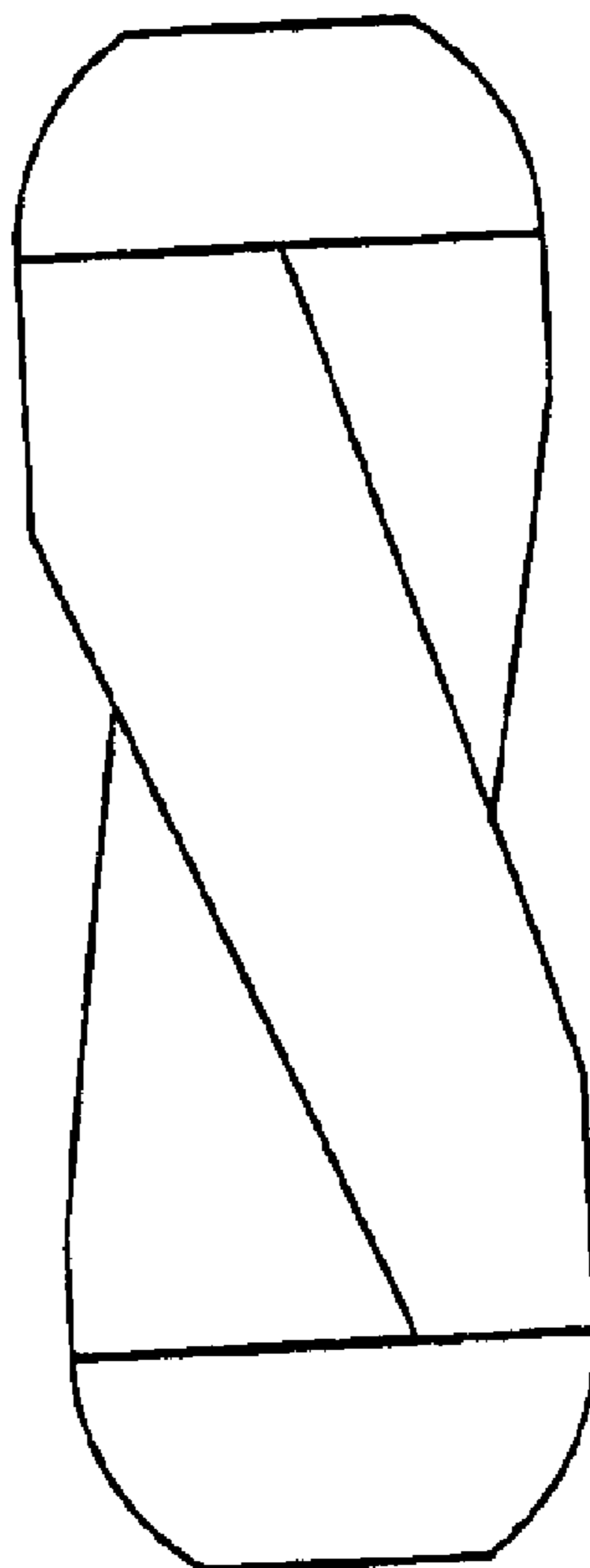
**DESCRIPTION**

FIG. 1 is a side view of a module for magnetic coupling, particularly for a toy, showing my new design, the appearance of the side opposite that of FIG. 1 being identical thereto; and,

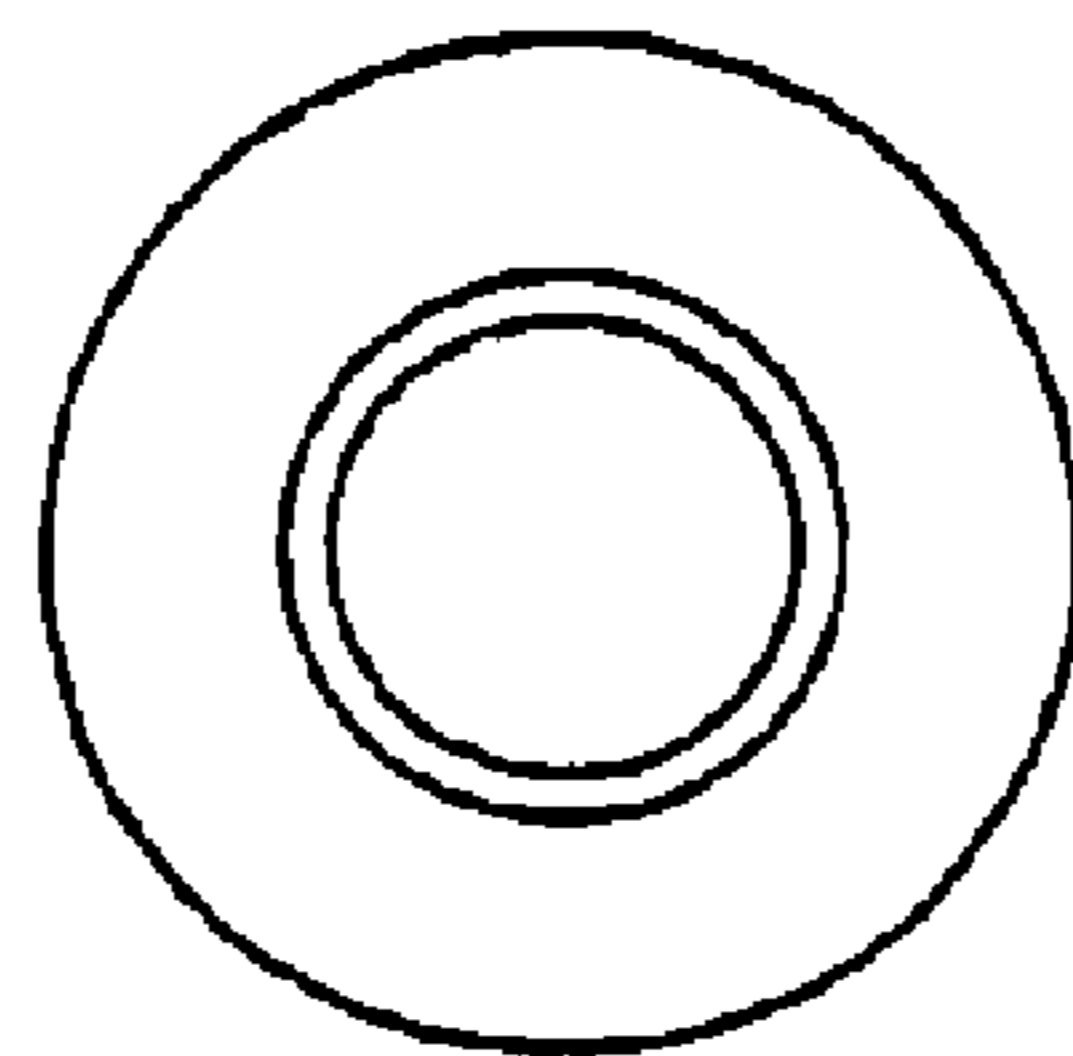
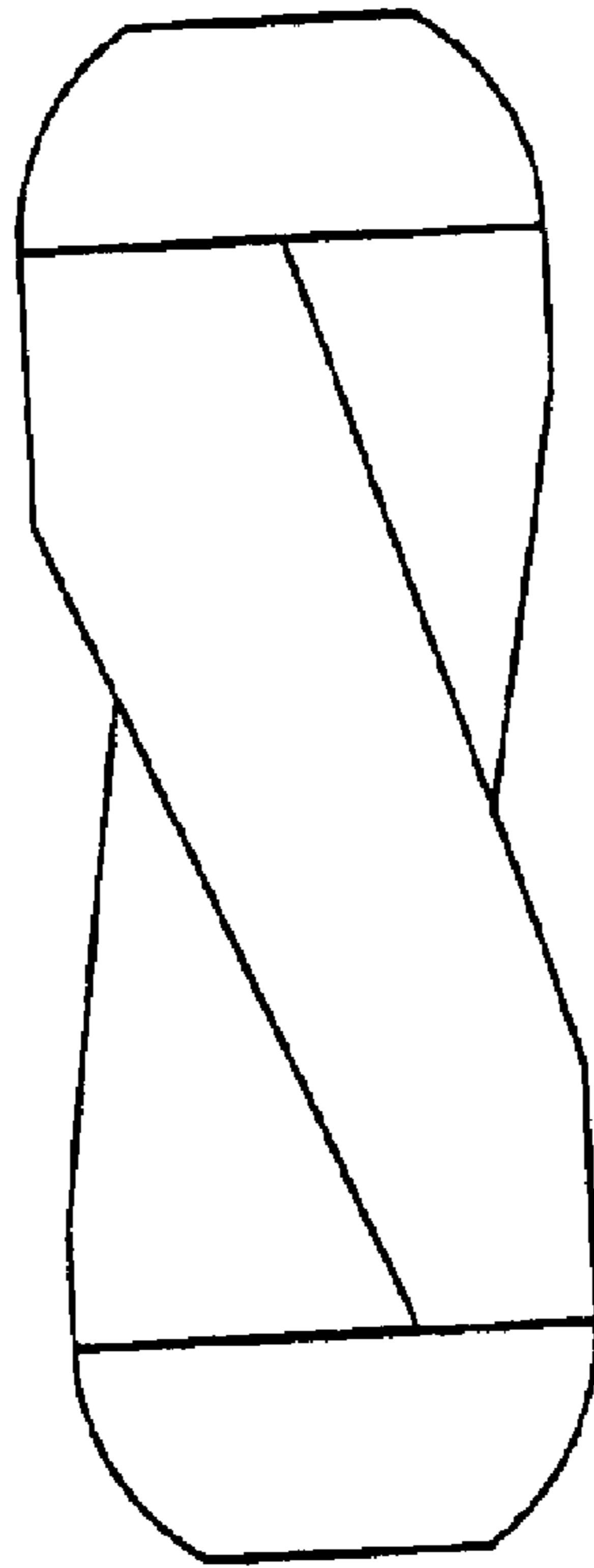
FIG. 2 is a bottom plan view thereof, the top plan view being identical to FIG. 2.

The device whose design is claimed has a square cross-section with cylindrical heads.

**1 Claim, 1 Drawing Sheet**



**Figure 1**



**Figure 2**