



US00D510012S

(12) **United States Design Patent**  
**Woods**

(10) **Patent No.: US D510,012 S**  
(45) **Date of Patent: \*\* Sep. 27, 2005**

- (54) **DOOR PULLS**
- (75) Inventor: **Donald Woods**, Celestine, IN (US)
- (73) Assignee: **Kimball International, Inc.**, Jasper, IN (US)
- (\*\*) Term: **14 Years**
- (21) Appl. No.: **29/201,360**
- (22) Filed: **Mar. 15, 2004**
- (51) **LOC (8) Cl. .... 08-06**
- (52) **U.S. Cl. .... D8/310**
- (58) **Field of Search** ..... D8/303, 306, 310-314, D8/316, 333, DIG. 1; D12/190, 195, 404, 405; 16/11 R, 111 R, 124, 412, 413-416, DIG. 12, DIG. 18; 49/501-502; 292/207-223, 55, 336.3, DIG. 31; 296/37.1, 153, 37.13, 149

- D342,203 S \* 12/1993 Lougee ..... D8/313
- D380,955 S \* 7/1997 Landry et al. .... D8/306
- D385,474 S \* 10/1997 Rechberg ..... D8/313
- D441,576 S \* 5/2001 Foster ..... D6/509
- D445,664 S \* 7/2001 Foster ..... D8/301
- D490,612 S \* 6/2004 Fenton ..... D3/318

**OTHER PUBLICATIONS**

McGraw-Hill Construction Sweets Catalog, 1996. 4 pages.\*

\* cited by examiner

*Primary Examiner*—Prabhakar Deshmukh

*Assistant Examiner*—Jean E. McCormick

(74) *Attorney, Agent, or Firm*—Baker & Daniels

(57) **CLAIM**

The ornamental design for door pulls, as shown and described.

**DESCRIPTION**

FIG. 1 is a front perspective view of a pair of door pulls according to my new design, with portions of the doors shown in dashed lines;

FIG. 2 is a front view thereof; and,

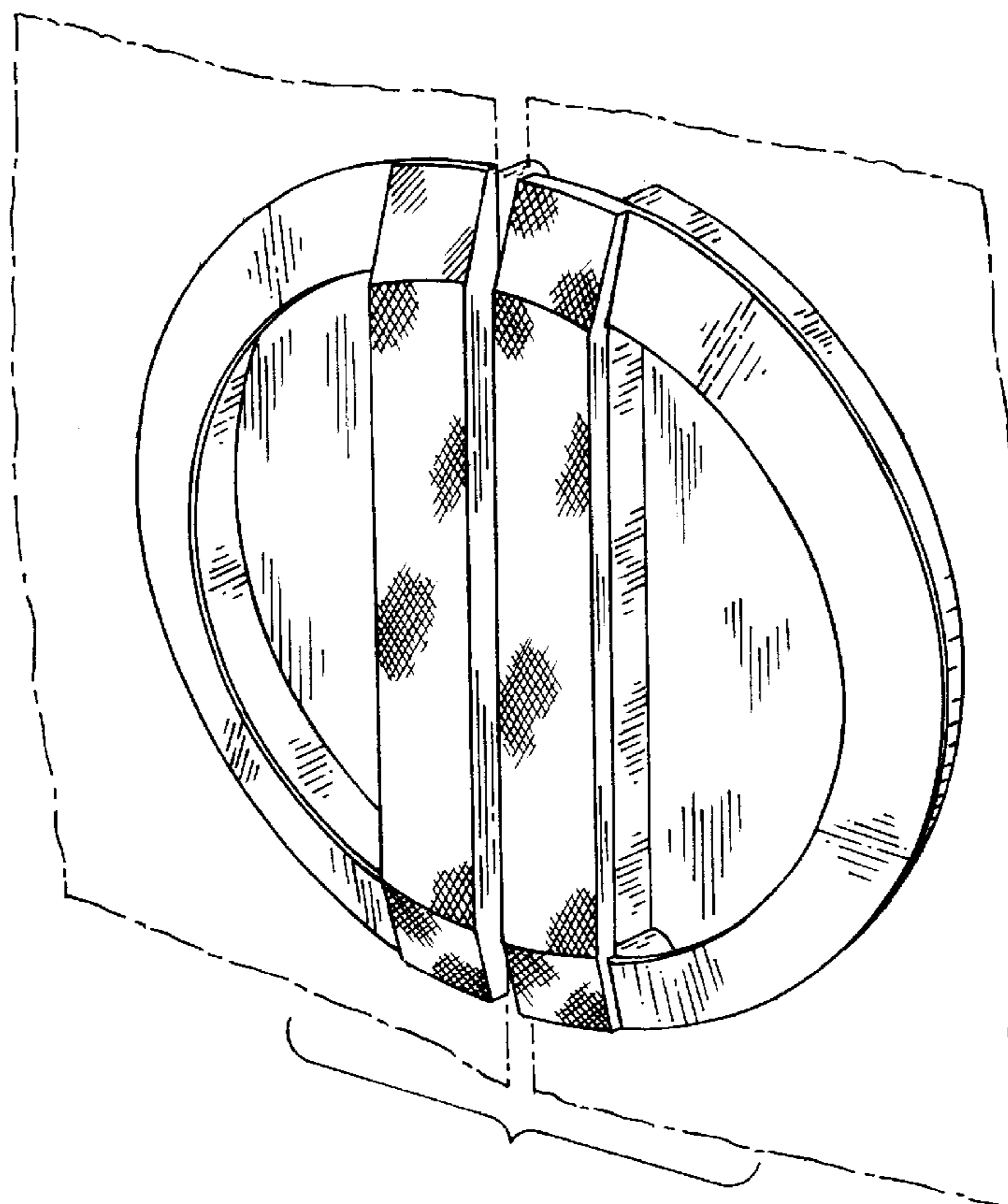
FIG. 3 is a further perspective view thereof, showing one door in a partially open position with respect the other door. The features which are shown in dashed lines form no part of the claimed design.

(56) **References Cited**

**U.S. PATENT DOCUMENTS**

- 88,817 A \* 4/1869 Smith ..... 16/416
- 647,598 A \* 4/1900 Dolson ..... 16/416
- 1,437,509 A \* 12/1922 Genth ..... 16/416
- 1,606,600 A \* 11/1926 Richardson ..... 16/416
- D109,314 S \* 4/1938 De Vries ..... D8/313
- D113,012 S 1/1939 Morgan
- 3,070,830 A \* 1/1963 Schirmer ..... 16/416

**1 Claim, 2 Drawing Sheets**



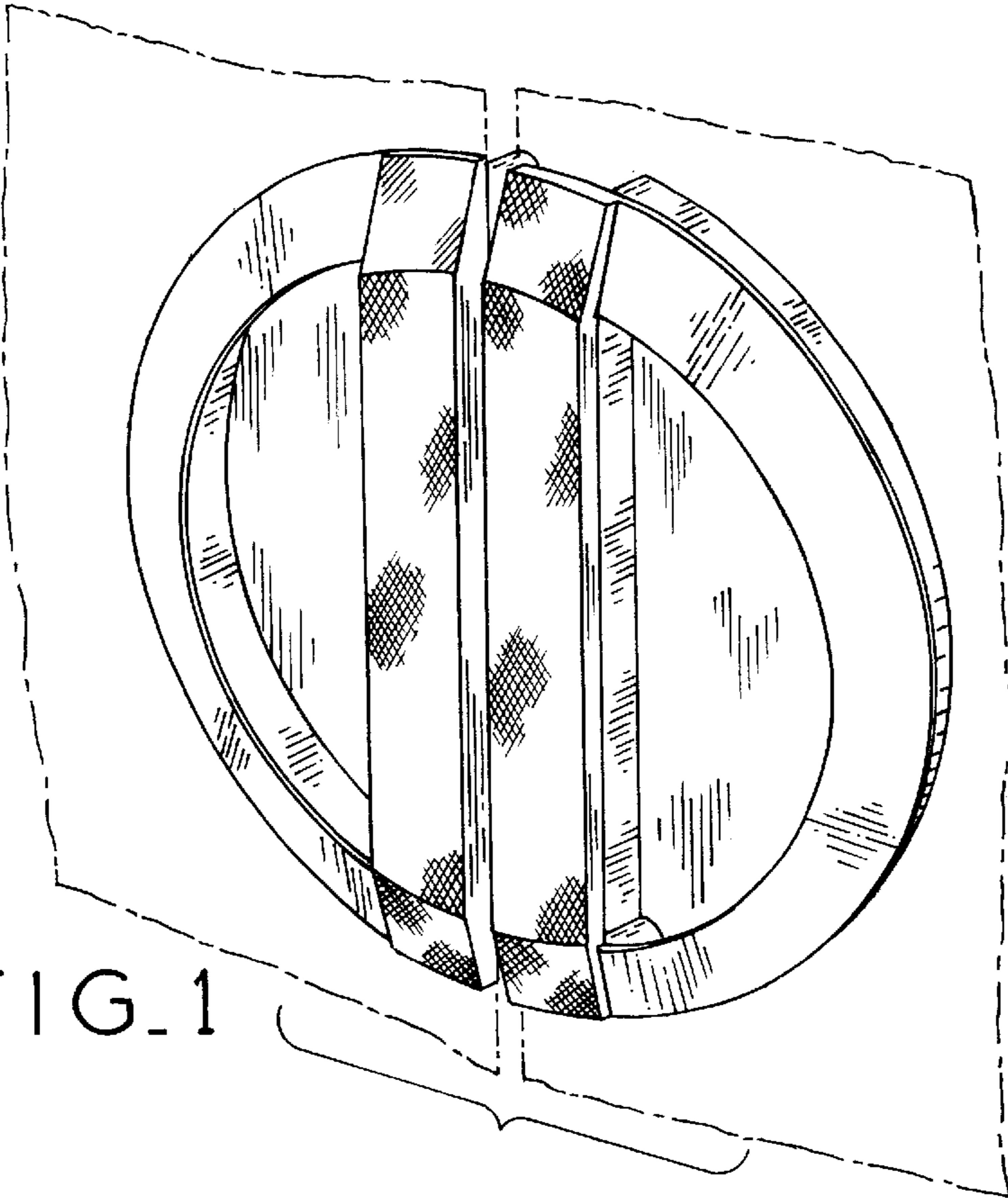


FIG. 1

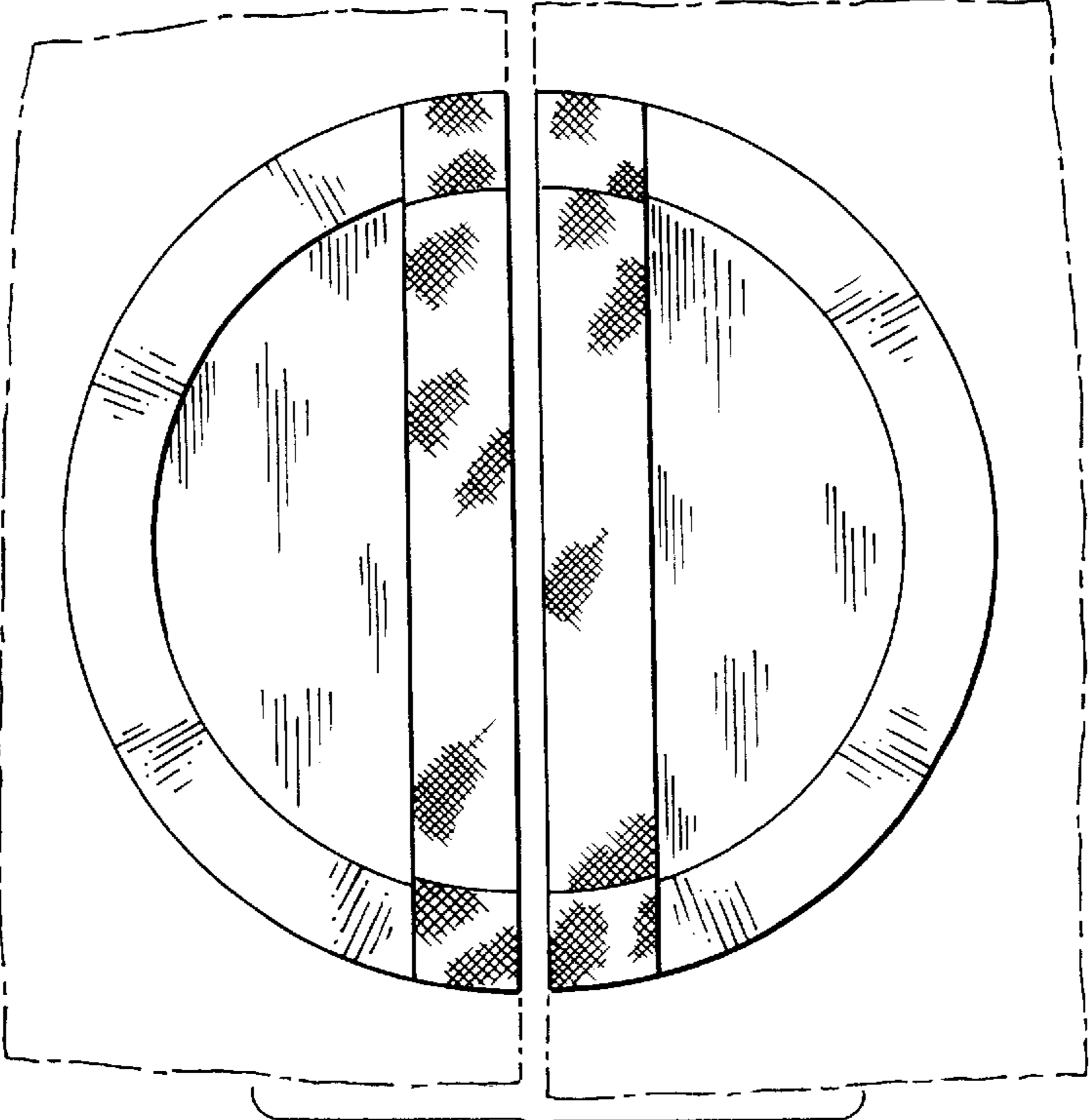


FIG. 2

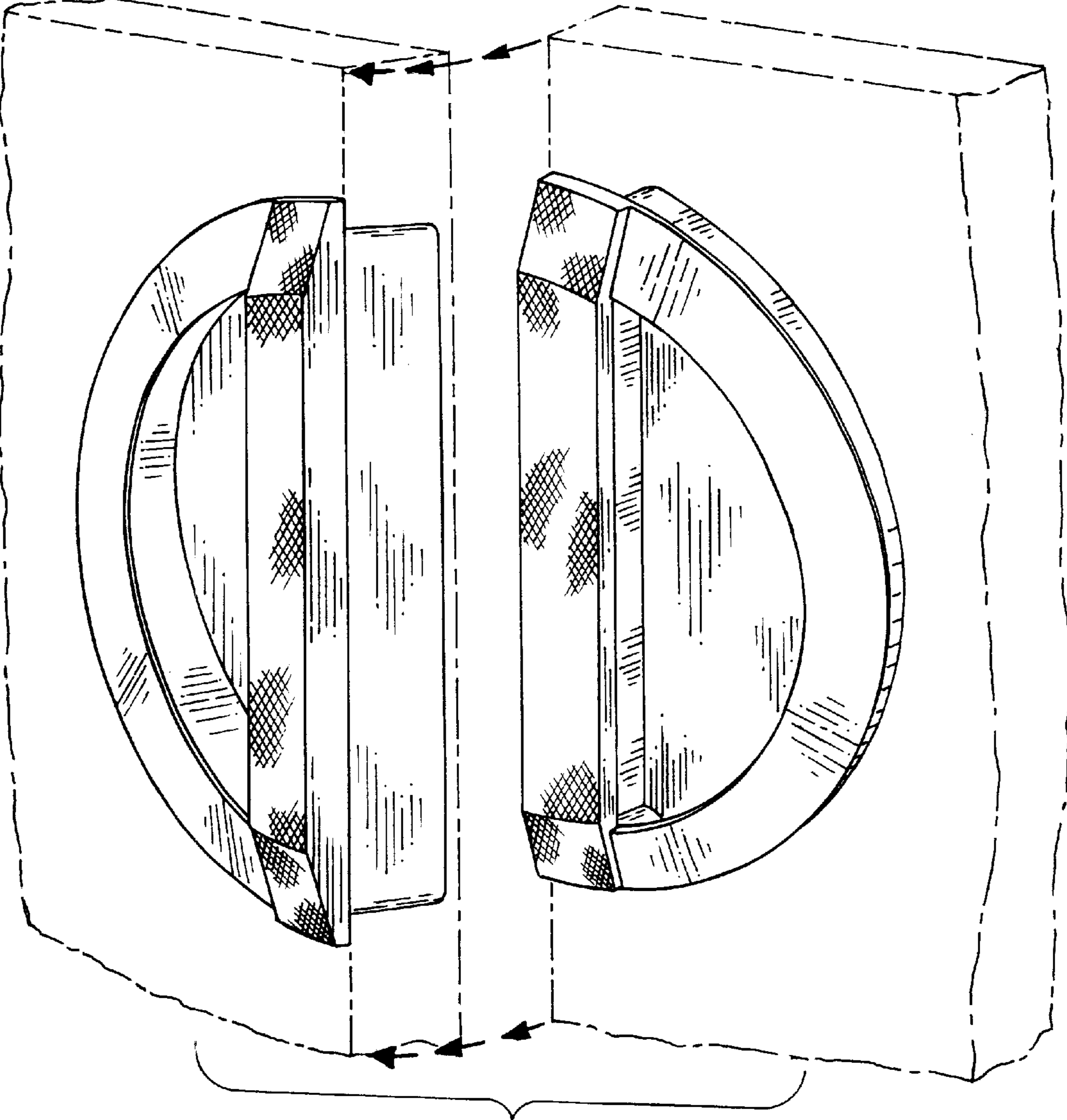


FIG. 3