



US00D510001S

(12) **United States Design Patent**
Farmer et al.

(10) **Patent No.: US D510,001 S**
(45) **Date of Patent: ** Sep. 27, 2005**

(54) **GLASS SUBSTRATE CUTTING BOARD/
TRIVET**

(75) Inventors: **Steven Farmer**, Mooresville, NC (US);
Barry Dailey, Davidson, NC (US);
Joseph Jones, Statesville, NC (US)

(73) Assignee: **The Millstone Group, LLC**,
Mooresville, NC (US)

(**) Term: **14 Years**

(21) Appl. No.: **29/195,764**

(22) Filed: **Dec. 17, 2003**

(51) **LOC (8) Cl. 07-04**

(52) **U.S. Cl. D7/699**

(58) **Field of Search** D7/698, 699, 586,
D7/388, 389; 269/289 R, 302.1, 13; 99/446,
449; 241/273.2

(56) **References Cited**

U.S. PATENT DOCUMENTS

D210,477 S	*	3/1968	Beyer	D7/389
3,984,273 A		10/1976	Said	156/234
D251,534 S	*	4/1979	Lutzker	D7/699
D251,535 S	*	4/1979	Lutzker	D7/699
4,280,939 A		7/1981	Johnson	523/160
4,399,178 A		8/1983	Barta	428/202
4,451,307 A		5/1984	Zimmer	156/63
D314,695 S	*	2/1991	Sata	D7/699
5,308,426 A		5/1994	Claveau	156/234
5,397,410 A		3/1995	Handly	156/89.24
5,962,368 A		10/1999	Poole	503/227
6,093,455 A		7/2000	Kamen et al.	427/511
6,149,747 A		11/2000	Lorenz et al.	156/89.11

6,346,315 B1	2/2002	Sawatsky	428/201
2002/0064616 A1	5/2002	Sawatsky	428/35.7
2002/0081392 A1	6/2002	Kamen et al.	427/553
2003/0200889 A1	10/2003	Geddes et al.	101/491

OTHER PUBLICATIONS

<http://www.winebottlecheeseboard.com/wineglasses.htm>;
The Original Wine Bottle Cheese Board, 2 sheets; visited
site Dec. 17, 2003.

* cited by examiner

Primary Examiner—Caron D. Veynar

(74) *Attorney, Agent, or Firm*—Myers Bigel Sibley &
Sajovec PA

(57) **CLAIM**

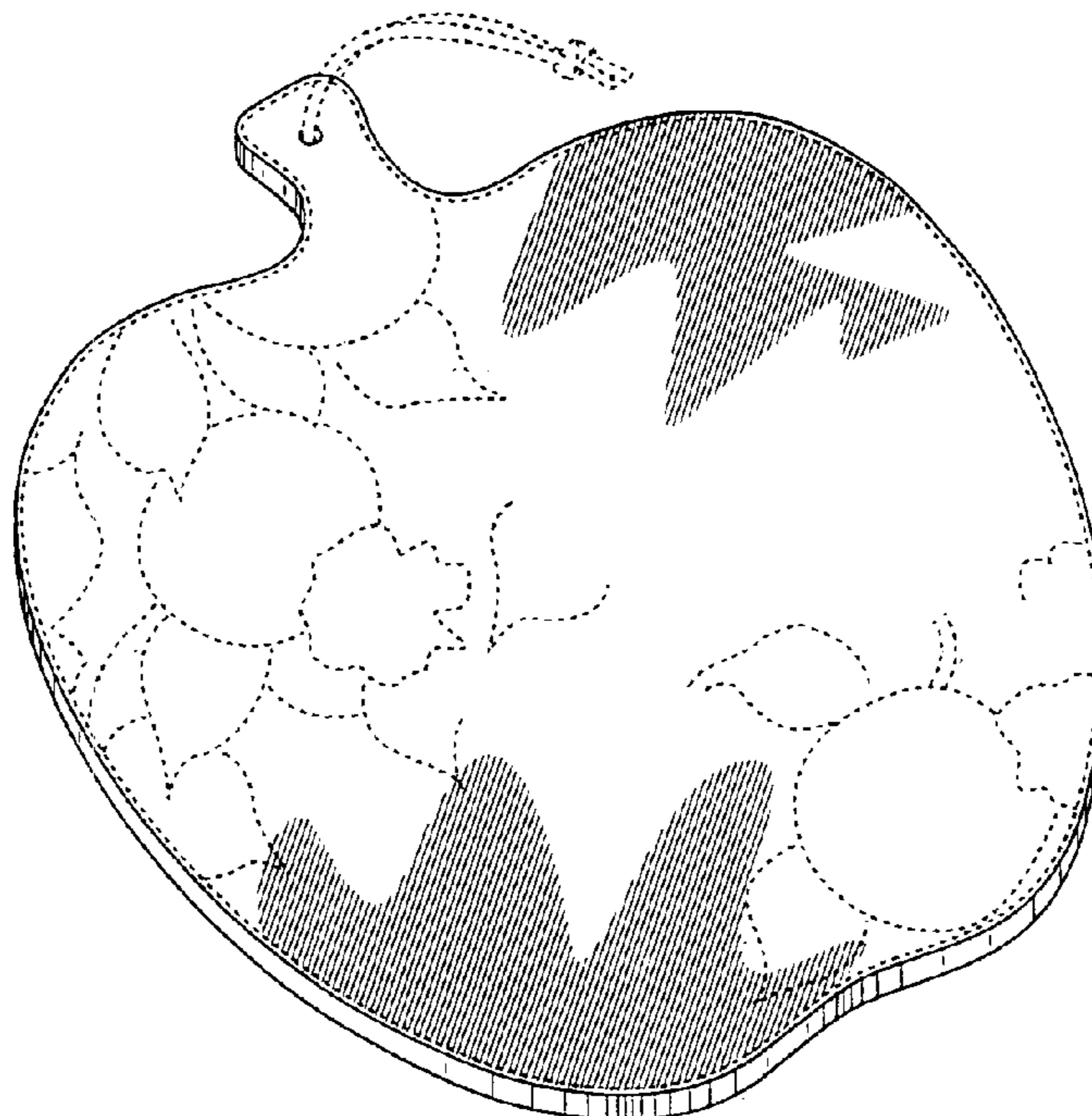
The ornamental design for a glass substrate cutting board/
trivet, as shown and described.

DESCRIPTION

FIG. 1 is a top perspective view of the glass substrate cutting
board/trivet showing our new design;
FIG. 2 is a top plan view thereof;
FIG. 3 is a side elevation view thereof;
FIG. 4 is a bottom plan view thereof;
FIG. 5 is an opposite side view of FIG. 3;
FIG. 6 is a rear elevation view thereof;
FIG. 7 is a front elevation view thereof; and,
FIG. 8 is an enlarged partial cross-section view taken along
line 8—8 in FIG. 4 illustrating an integral decalcomania
decoration on the underside of the glass, as illustrated by a
heavier dark line.

The broken lines shown herein are for illustrative purposes
only and form no part of the claimed design.

1 Claim, 2 Drawing Sheets



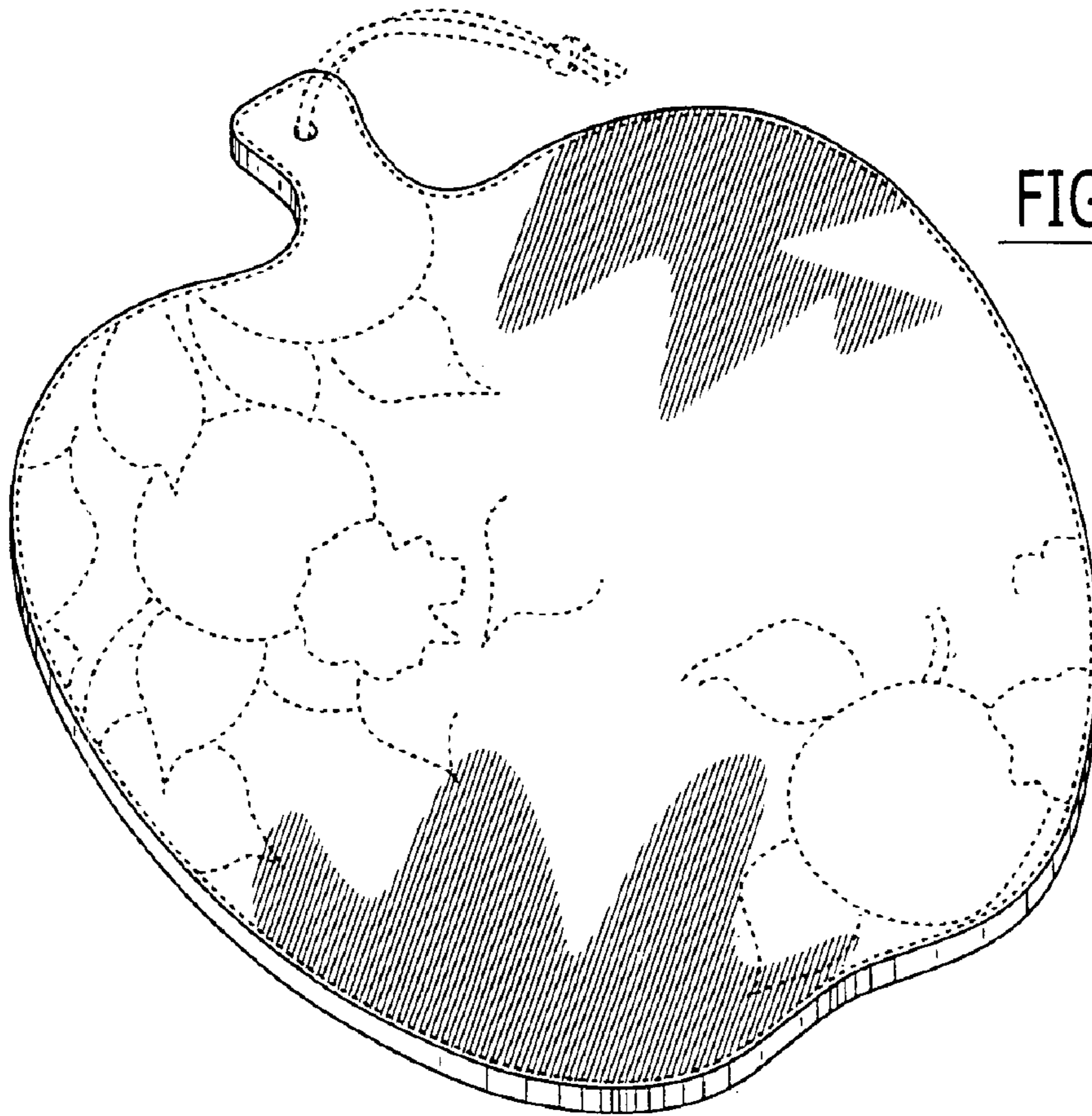


FIG. 1

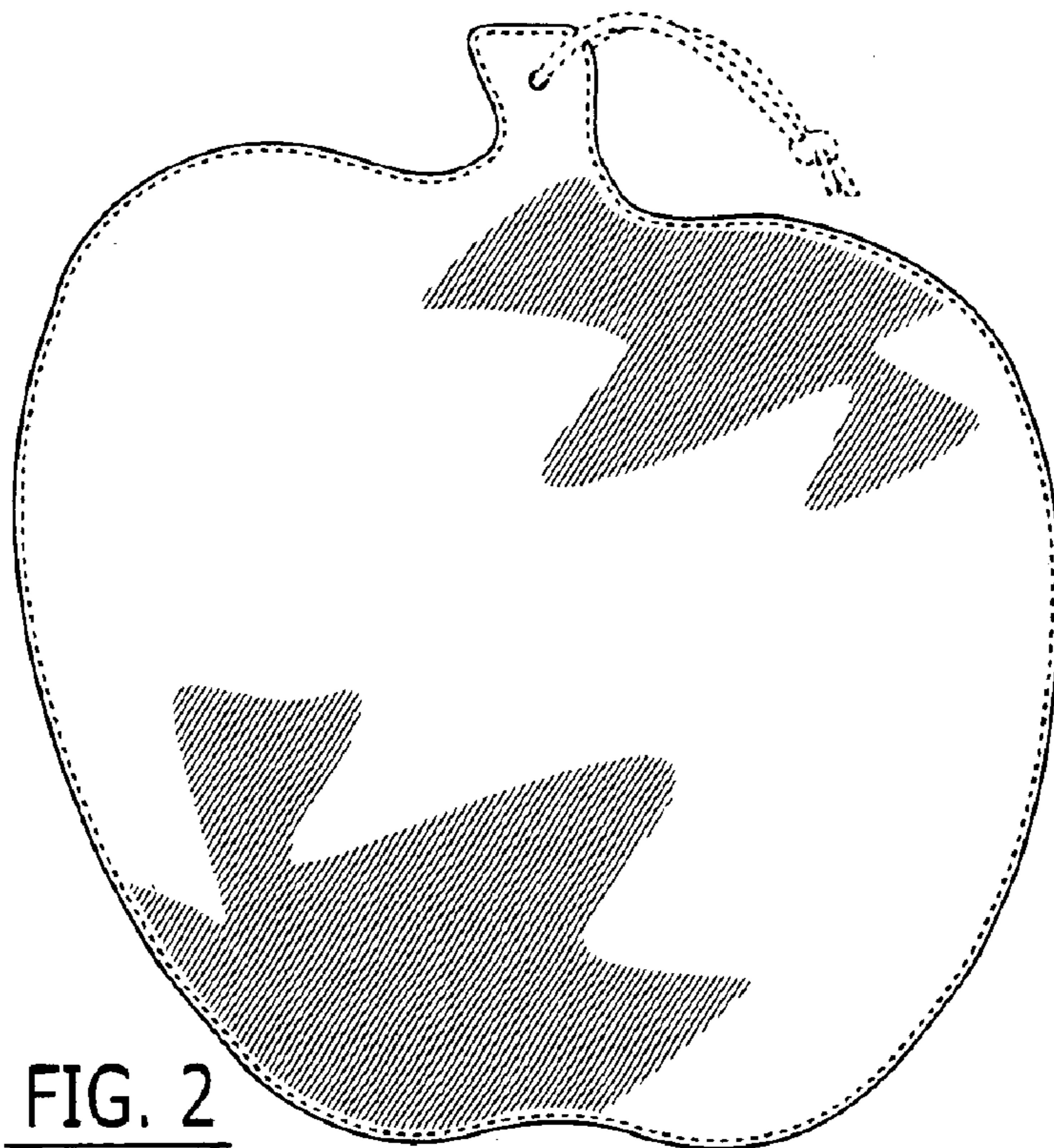


FIG. 2

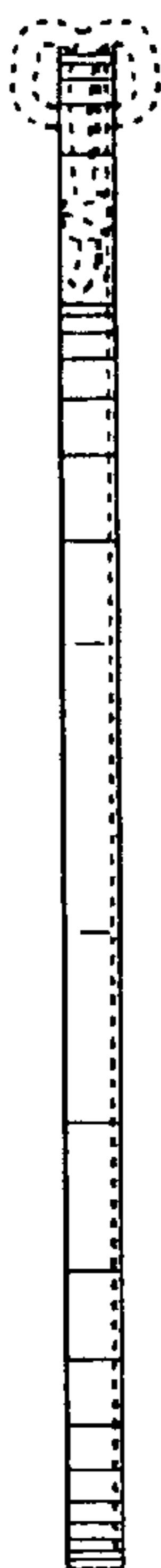


FIG. 3

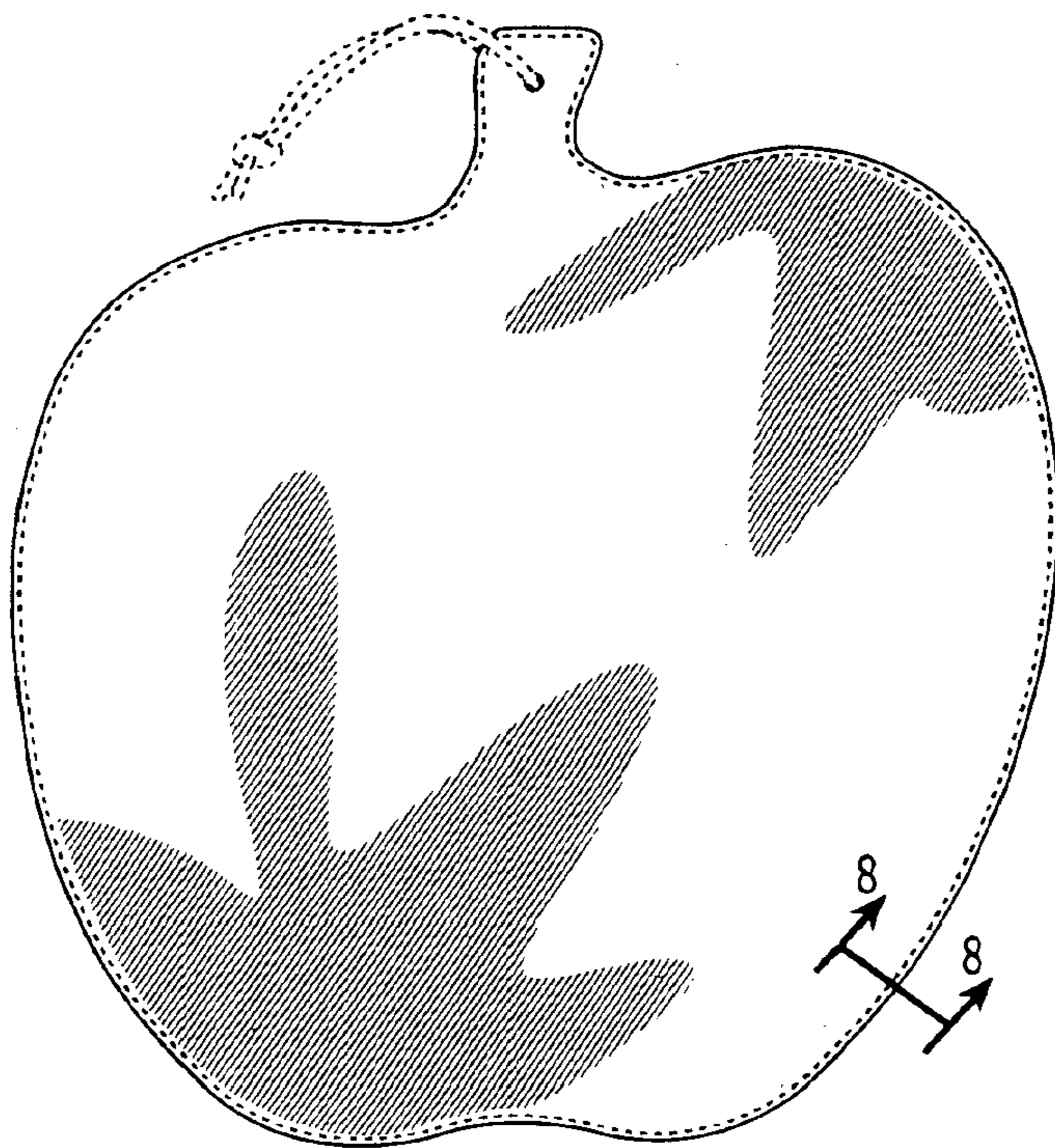


FIG. 4

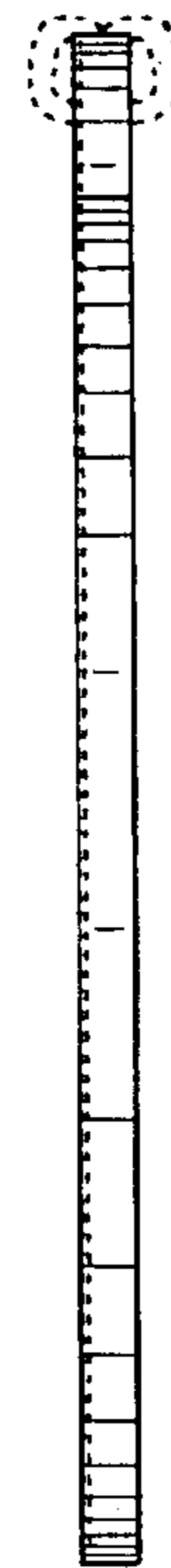


FIG. 5



FIG. 6

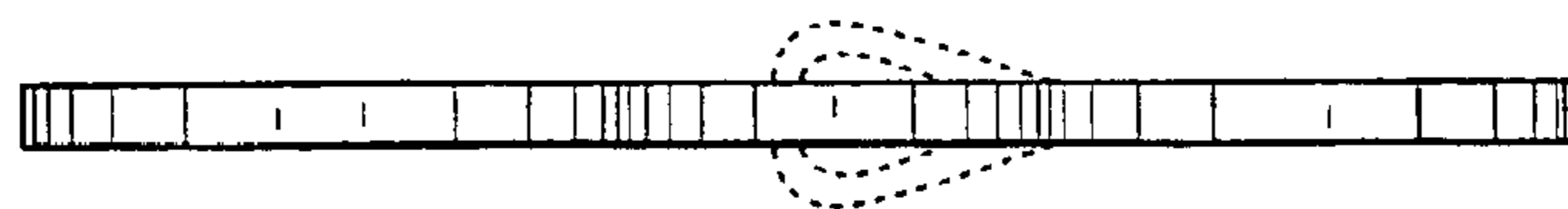


FIG. 7



FIG. 8