



US00D509992S

(12) **United States Design Patent**  
**Lipson**

(10) **Patent No.:** **US D509,992 S**

(45) **Date of Patent:** **\*\* Sep. 27, 2005**

(54) **PINEAPPLE DRINK CONTAINER**  
(76) Inventor: **Erik Lipson**, 530 S. Second St.,  
GU-11, Philadelphia, PA (US) 19147  
(\*\*) Term: **14 Years**  
(21) Appl. No.: **29/218,761**  
(22) Filed: **Dec. 7, 2004**

D390,334 S \* 2/1998 Patterson ..... D99/37  
D416,756 S \* 11/1999 Hurst ..... D7/515  
D419,827 S \* 2/2000 Michaeli ..... D7/515  
D420,255 S \* 2/2000 D'Arrigo ..... D7/515  
D424,882 S \* 5/2000 Santiago et al. .... D7/594  
D441,608 S \* 5/2001 Tsunis et al. .... D7/518  
D469,306 S \* 1/2003 Lipson ..... D7/507  
D475,892 S \* 6/2003 Andres et al. .... D7/515  
D480,591 S \* 10/2003 Lipson ..... D7/300.2

\* cited by examiner

(51) **LOC (8) Cl.** ..... **07-01**  
(52) **U.S. Cl.** ..... **D7/515; D7/510**  
(58) **Field of Search** ..... D7/599, 594, 514,  
D7/515, 510, 511, 300.2, 507, 301, 518,  
302, 625, 521; D9/645, 654; 239/33; 220/710,  
717, 703; 215/398, 387, 388, 6; D99/37

*Primary Examiner*—M. N. Pandozzi  
(74) *Attorney, Agent, or Firm*—Gifford, Krass, Groh,  
Sprinkle, Anderson & Citkowski, P.C.

(57) **CLAIM**

The ornamental design for pineapple drink container, as shown.

(56) **References Cited**

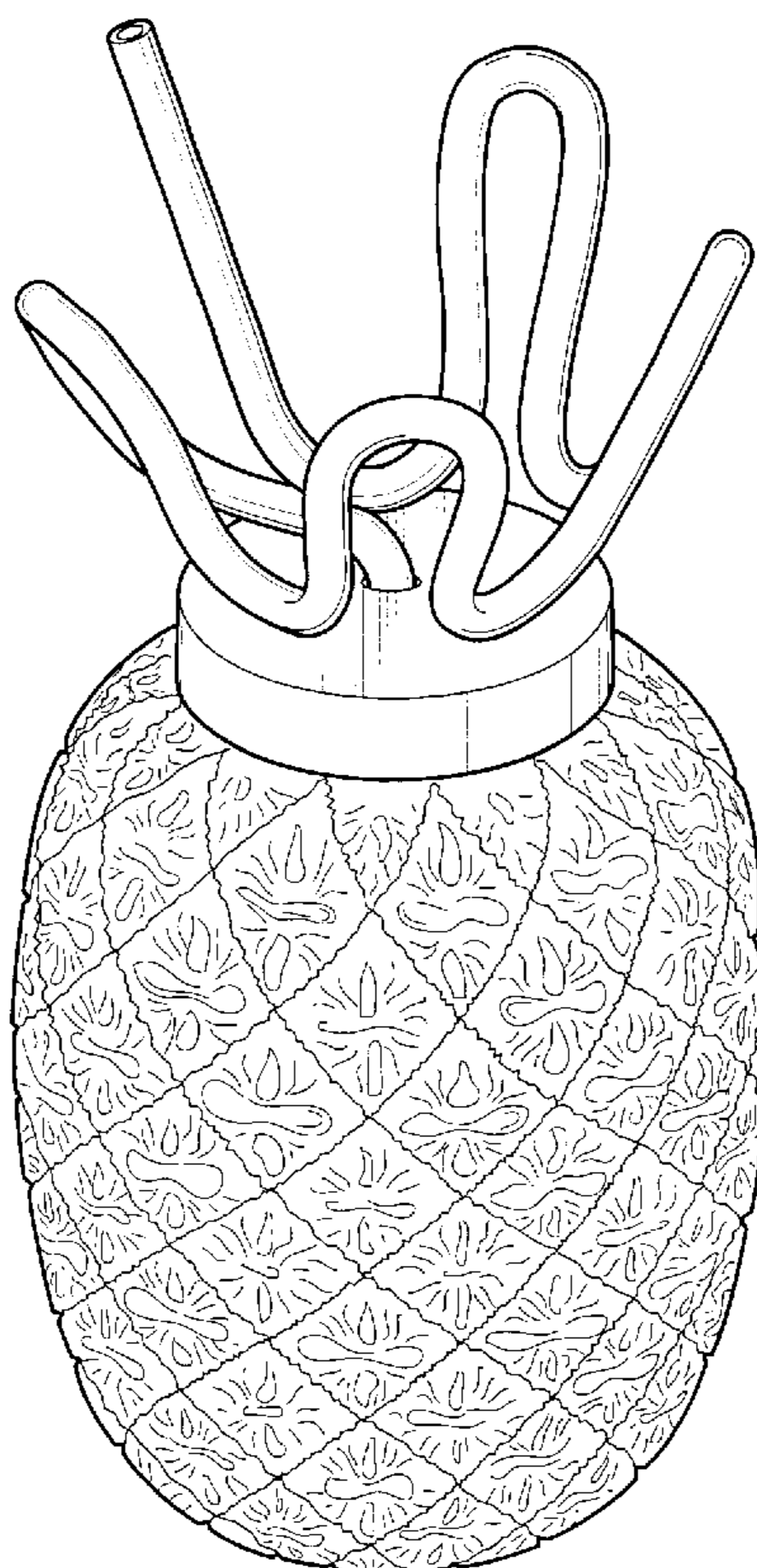
**DESCRIPTION**

**U.S. PATENT DOCUMENTS**

D78,123 S \* 3/1929 Philippeau ..... D7/301  
D108,627 S \* 3/1938 Pokol ..... D7/301  
D139,002 S \* 6/1944 Pokol ..... D7/301  
D143,206 S \* 12/1945 Gerson ..... D7/514  
D180,233 S \* 5/1957 Incera ..... D9/654  
4,462,544 A \* 7/1984 Rutzel et al. .... 239/33  
4,576,336 A \* 3/1986 Cohen et al. .... 239/33  
D344,870 S \* 3/1994 Ancona ..... D7/302  
D354,882 S \* 1/1995 Hurst et al. .... D7/515  
D377,887 S \* 2/1997 Credle, Jr. .... D7/625

FIG. 1 is a rear perspective view of a pineapple drink container showing my new design;  
FIG. 2 is a front elevational view thereof;  
FIG. 3 is a rear elevational view thereof;  
FIG. 4 is a right side elevational view thereof;  
FIG. 5 is a left side elevational view thereof;  
FIG. 6 is a top plan view thereof; and,  
FIG. 7 is a bottom plan view thereof.

**1 Claim, 6 Drawing Sheets**



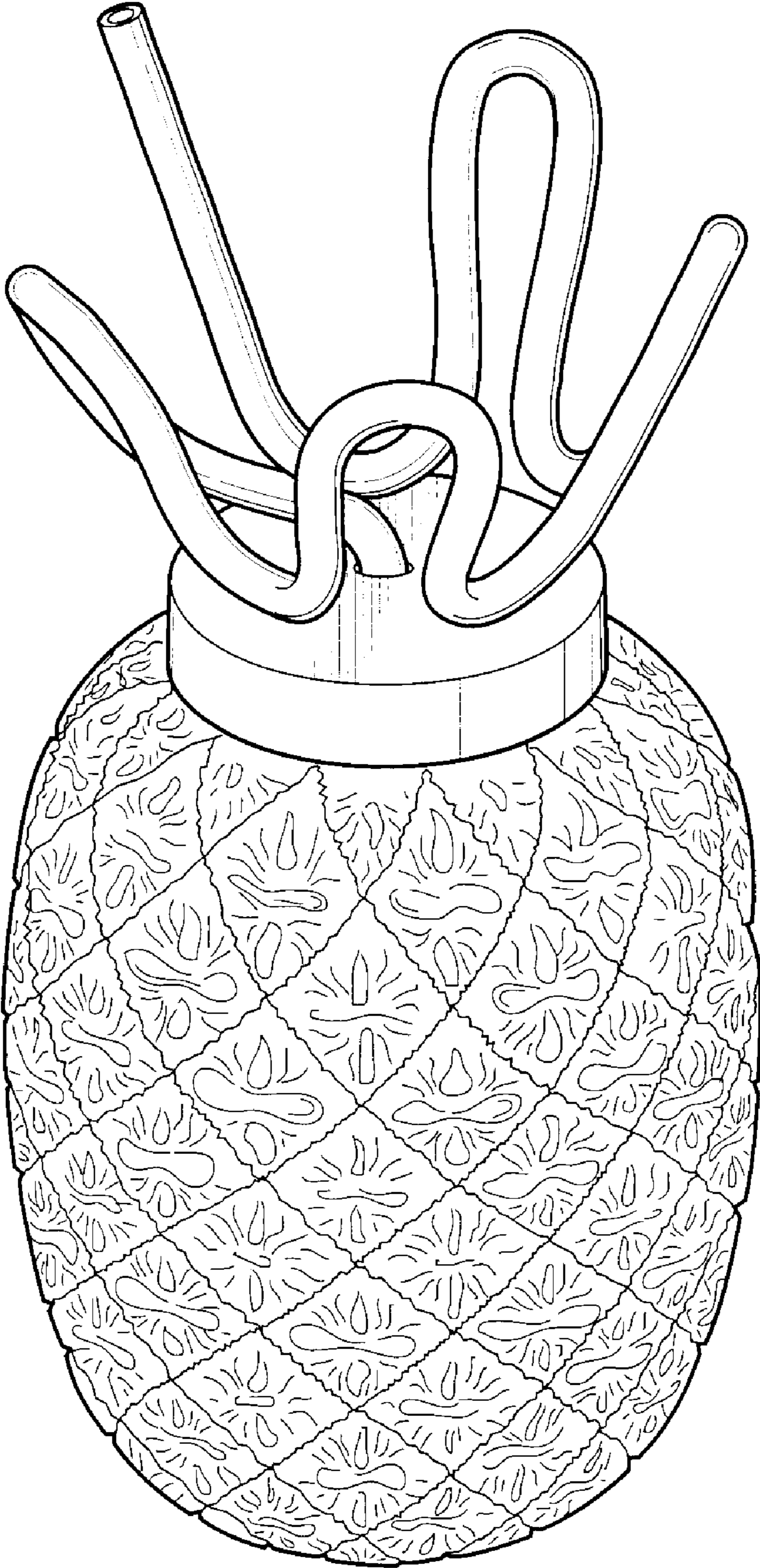


FIG - 1




FIG - 2




FIG - 3




FIG - 4




FIG - 5

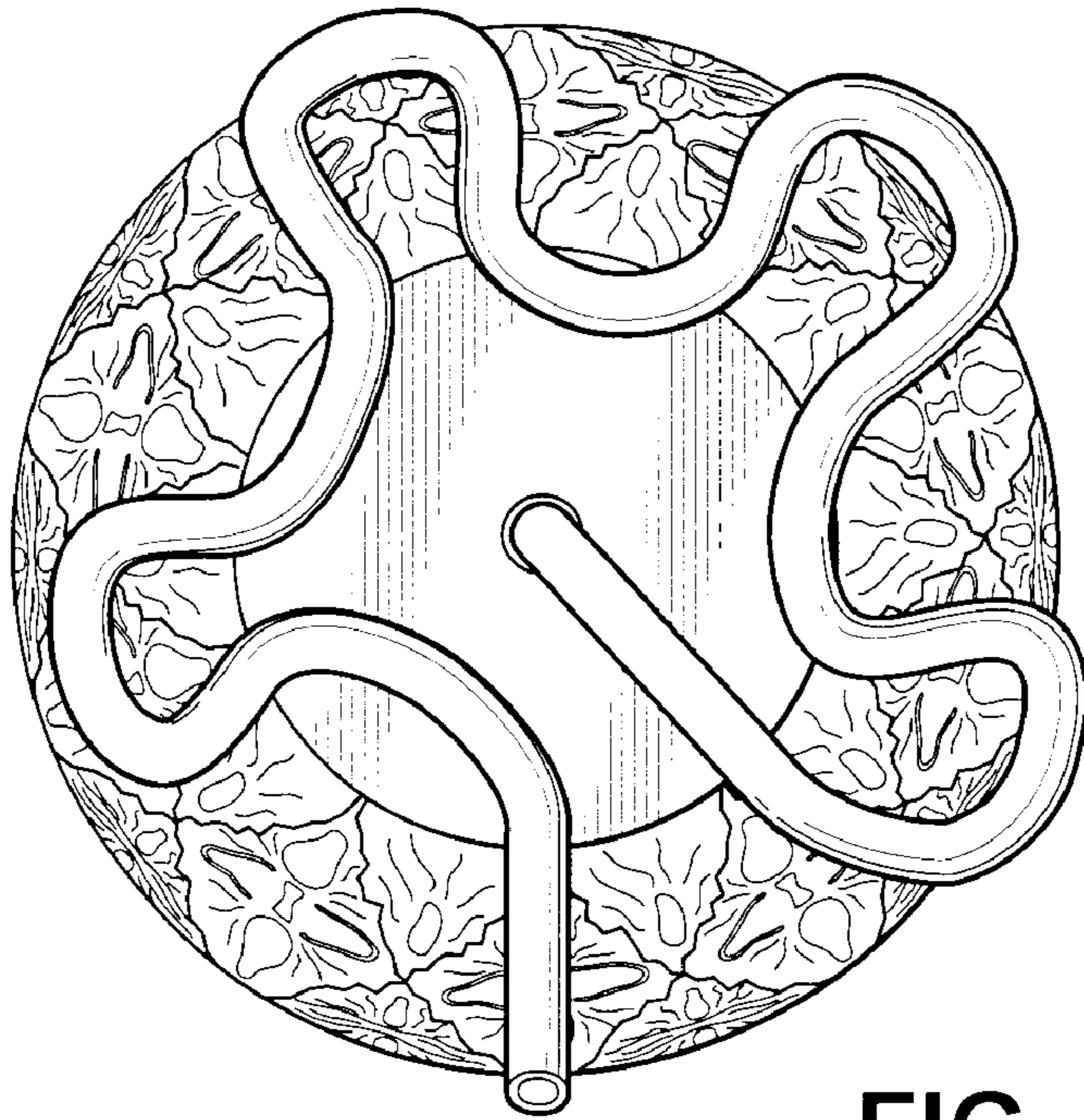


FIG - 6




FIG - 7